

WELLINGTON

Nuut op die 'mark...'

Die oprigting van nuwe biblioteke bly steeds hoog op die agenda van die Wes-Kaapse Provinsiale Biblioteekdiens. So het twee nuwe biblioteke die afgelope paar maande die lig gesien - 'n opgegradeerde Wellington Biblioteek en 'n splinternuwe Wellington Lesers Biblioteek.

Wellington Biblioteek was vir bykans die laaste 20 jaar nie meer vol-doende vir die omvattende diens wat hulle moes lewer nie. Van Wyksvlei woongebied het so uitgebrei dat daar besluit is om 'n gesamentlike projek aan te pak. In 'n ooreenkoms tussen die munisipaliteit en die Provinsiale Biblioteekdiens is daar besluit dat beide 'n miljoen rand sal gee vir die opgradering van Wellington asook vir die bou van die nuwe Wellington Lesers Biblioteek.

Geniet gerus die nuutjies saam met ons op hierdie en die volgende bladsy.



Kloksgewys van bo regs:

Wellington Biblioteek word in hierdie pragtige U-vormige Kaaps-Hollandse gebou gehuisves. Let op die interessante gewels wat kenmerkend van die boustyl is

Ruim spasies en volgepakte rakke is 'n kenmerk van die biblioteek

'n Besondere eienskap van die ontwerp van die biblioteek is die koepels bokant die toonbank by die ingang wat die verskillende afdelings met mekaar verbind

Informele rottangmeubels in die studie- en naslaanarea waar opvoedkundige video's besigtig kan word

Hier staan (vlnr) Anulette du Toit, 'n vrywillige helper, bibliotekaris Elsabé du Toit en Julia Cloete, senior bibliotekassistente by die toonbank

'n Knusige kinderhoekie

Capé Libr., May/June 2003
42

STATISTIEK

Opgradering	Maart 2002
Boekvoorraad	26 489
Jaarlikse sirkulasie	168 504
Ledetal	10 541
Personeel	3
Vloeroppervlakte	353,39 m ² na vergroting, voorheen 195m ²
Subsidie van die Biblioteekdiens	geen
Argitek	André du Toit, Barok Argitek

BIBLIOTEKE

WELLINGTON LESERS/READERS

Kloksgewys van bo regs:

Bibliotekaris Marie Bignaut volstaan aan die gang om gebruikers te help met hulle navrae in die ruim nuwe Wellington Lesers Biblioteek

'n Heerlike warm en sonnige kinderhoekie

Kleurvolle tafels en stoeltjies verwelkom jong gebruikers om van hulle gebruik te maak terwyl hulle sit en lees

Ook vir volwassenes is daar 'n gerieflike plekkie om te sit en ontspan en lees

'n Gedugte span hou die besige biblioteek se wiele aan die rol. Hier staan (vlnr) Marie Bignaut, bibliotekaris, Oscar van Wyk, waarnemende assistent en Anisha du Toit, aflos bibliotekassistente

'n Altyd-populêre deel van enige biblioteek - die tydskrif- en koerantafdeling



Kaapse Bib., Mei/June 2003
43

STATISTIEK

Amptelike opening	10 Desember 2002
Boekvoorraad	15 505
Sirkulasie (Augustus - Oktober 2002)	123 537
Ledetal	10 906
Personeel	3
Vloeroppervlakte	380,25m ²
Subsidie van die Biblioteekdiens	RI 000 000
Argitek	André du Toit - Barok Argitek

DALENA LE ROUX
Librarian, Central Collection

Sir Francis Drake, sailing in the Golden Hind on his round-the-world voyage, recorded in his log after sighting the Cape: 'It is the fairest cape and the most stately thing we saw in the whole circumference of the globe.'

Dorothea Fairbridge, giving her impressions of Cape Town in story form entitled **Along Cape roads**, said this of the Mother City: 'God made the country, Man made the town... And when He had made Table Mountain and the blue waters of Table Bay, the far-off crests of the Drakenstein mountains and the silver trees of the Lion's Head, He must have looked on His work and known that it was good.'

For most of its existence Cape Town has been high on the list of 'most beautiful cities of the world'. It is a city of many faces, and its sheer breathtaking magnificence has captivated visitors from all over the world. Small wonder then that artists through the ages have also indulged their creative energies in sketching, painting and sculpting the majestic views they have encountered of the Mother City.



Up to the end of the last century, however, the cultural climate of the developing settler community was hardly conducive to good art. The demand for works of art was largely limited to depictions of this new country's scenery, its flora and fauna, occasional portraits of settler life or its indigenous population. However, this did not deter artists from depicting in their various ways the architectural and great variety of natural scenic beauty as well as the fascinating multi-cultural people of this magnificent place. This is evident in the works of many well-known and lesser-known artists, published since the earliest years up to modern times.

The Western Cape Provincial Library Service is lucky to have quite a few of these in stock, some of which will be discussed in this article.

The Cape Peninsula / René Juta. - Bodley Head, 1927, being pen and colour sketches described by René Juta and painted by W Westhoven.

This is a discussion, in first person format, of scenes around the Cape, like the Castle, the Liesbeek River, the Constantia Valley and others, with water colour sketches of these scenes giving an idea of what they looked like at the turn of the

century.

The Cape sketchbooks of Sir Charles D'Oyly, 1832-1833: depicting Cape Town, the countryside and neighbouring villages / with an introduction by A Gordon-Brown.- Balkema, 1968.

These reproductions are from photographs of 119 drawings made in wash, ink and pencil and contained in two volumes originally presented to D'Oyly's friend, Col Josias Cloete, and later gifted to South Africa.

The humorous and detailed sketches of street scenes showing people of all races, their costumes and behaviour, the passing traffic, et cetera, vividly recall the atmosphere of pre-Victorian Cape Town, and afford a unique contribution to social history.

Cape views and costumes: watercolours by H.C. de Meillon in the Brentthurst Collection, Johannesburg / [text by] by Anna H Smith. - Brentthurst P., 1978.

Everyone interested in pictures of Cape Town has at some time or other come across the work of the artist Henry Clifford de Meillon. He was working before the days of photography, and one imagines that visitors to the Cape bought his watercolours much as modern tourists buy picture postcards. His charming pictures depicted a variety of Cape landscapes, as well as the costumes and occupations of the so-called people of colour. His original work is among the most attractive of the period, is mentioned in most modern studies of South African art of the first half of the nineteenth century, and has been freely reproduced and eagerly collected.

Hoerikwaggo: images of Table Mountain / author and curator; Nicolaas Vergunst. - S.A. National Gallery, 2000.

Table Mountain is a symbolic home for Capetonians; for both sailor and settler a symbolic landmark and a threshold

between north and south, west and east. This book, then, being a selection of old maps, colonial prints, paintings, and posters show Table Mountain to be just that.

Otto Landsberg, 1803-1905: 19th century South African artist / Simon A de Villiers. - Struik, 1974.

Though biographical data of this talented and multi-faceted man shows him to have been a well-known 19th century public figure, none of his works could be traced until well into the 20th century. A bequest in 1956 by Landsberg's grandson, of 70 of his grandfather's paintings to the Potchefstroom Museum saved him from obscurity.

Landsberg's artistic career fitted well into the picture of art life at the Cape during the last century. His canvases depict early Cape social life, scenery and personalities, showing, in this particular collection by De Villiers, works called *Table Mountain from the breakwater, Kloof Street, A football match at Rondebosch* and many other Cape Town scenes.

Pictorial album of Cape Town, with views of Simon's Town, Port Elizabeth and Graham's Town / Thomas William Bowler; with historical and descriptive sketches by WR Thomson. - Struik, 1966.

One of the most famous of painters of Cape Town life and scenes is Thomas Bowler, an Englishman born in Hertfordshire in 1812, who came to the Cape in 1833. He immediately fell in love with Cape Town, and

throughout his life would paint and sketch voluminously the scenes he loved around the Cape and South Africa.







This collection was published (in the words of the compiler) to '...meet a long-felt wish of many residents in Cape Town... and even in England, Holland, and other countries... to possess a worthy pictorial album of the old mountain-shadowed, sea-washed city of Van Riebeeck'. The 12 plates contain, inter alia, *The Public Library and Museum, from the Botanic Garden, The Lutheran Church, Strand Street, Adderley Street and the Dutch Reformed Church* and others, all with historical and descriptive notes by WR Thomson.

There are many more artists, and even more books extolling the beauties of the Mother City. Some of those available in the Western Cape Provincial Library Service are:

Tony Grogan's vanishing Cape Town / text by Brian Barrow. - D Nelson, 1976.

Victorian life at the Cape 1870-1900 / Catherine Knox; illustrations by Cora Coetzee. - Fernwood P., 1992.

Wenning / Gregoire Boonzaier and I Lippy Lipshitz. - Unie-Volkspers, 1949.




WOW THEM WITH WIMBLEDON

MONICA WAGNER
Graphic Designer

The history of Wimbledon dates back to 1877 and its popularity has continuously increased over the decades. Today it is a magical, annual event attended by half a million fans. As this exciting event is to happen soon, we have put together a simple but eye-catching display to inspire librarians and their staff to encourage borrowers to read and view the material they have on the subject.

You will need

Large bold lettering either computer generated or photocopied from a book and enlarged, or the sheets of outline letters we supplied to all libraries. By using the letters



individually you can achieve the curve which is suggestive of movement (see picture). We have photocopied and enlarged outline letters onto green and purple paper which are the colours associated with Wimbledon. The tennis racquet appeared in the April 1995 issue of the **CL** on page 39. Simply enlarge it to an A3-size photocopy and cut it out. This forms a strong visual starting point for the lettering.

We selected some action photos of a few of the prize-winning players from books (see *end of article* *) and photocopied and enlarged them. They are placed lining up at the top to suggest the straight line of the tennis net above which are placed bouncing tennis balls. The balls are circles cut from bright yellow paper, with the markings in white crayon. These also add movement.

In the centre, as a focal point, is a simplified cut-out in gold of the trophy for male winners of Wimbledon.

Supplied here is a template of the trophy which can be enlarged and traced onto gold cardboard and then carefully cut out. Ordinary cardboard could also be used and then painted gold. To enable your 'trophy' to stand upright, place a cardboard triangle at the centre back. It should not be seen if possible, so make it the width of the thin section of the base. Placing it on a covered box gives it more prominence.

We have used a dark green background in keeping with Wimbledon and as a contrast to all the other elements in the display. However, any dark colour can be used as a background, even a wall in contrasting colour, or plain brown wrapping paper could also be effective.

Extra



As an added bonus you could provide library users with information on the daily programme of who is playing who with an update as the tournament progresses. To round off this 'living display' add photos of the winners - enlarged from newspapers.

Simple hints to improve quality

- Scissors can be used for cutting paper but a cutting knife is better for cardboard and also for cutting lettering more accurately, particularly the inner curved sections of the letters.

- Be sure to cut on an old piece of thick cardboard, to prevent blunting your knife and damaging your work surface.
- To prevent grease spots on your display items, always put a piece of Sellotape before placing the blob of Prestik.
- Don't use large pieces of Prestik on paper as they make an ugly bump, which does not look good

* Haylett, John and Evans, Richard. **The Illustrated Encyclopedia of World Tennis.** - Exeter Books, 1989.
Barrett, John. **Wimbledon The official History of the Championships.** - Collins Willow, 2001.



Van tienerklere tot besoedeling en meer...

Saamgestel deur RONELO MOUTON
Sreekbibliotekaris, Swellendamstreek

Robertson Biblioteek

ANITA CLAASSEN

Die jeugorganisasie van 'n plaaslike kerk-groep vra jou om as gasspreker op te tree by een van hul byeenkoms. Aangesien hulle probleme het met hul jong *tiensers se klere-drag* is die onderwerp waaroor jy sal praat die sosio-sielkundige aspekte van klere. Die inligting moet so voorberei word dat dit as navorsingsbron vir toekomstige jeugleiers sal dien.

Die praatjie moet die volgende aspekte insluit:

- redes waarom mense klere dra
- sielkundige invloede by die keuse van klere
- fisiese faktore by die keuse van klere
- verduidelik begrippe soos:
 - selfkonsep / selfbeeld
 - konformiteit
 - individualiteit
 - persoonlikheid.

Bronnelys

Aldrich, E. **Is jy cool of common?**
Buscher, C. **Mode en kleur.**
Children's Britannica. (v.6, p.121.)
Coetzee, J. **Ou seun weet jy wat 'n man is?**
Ferrier, S. **Tussen ons meisies.**
Jacques, B. **The colour and style file.**
Kampers, L. **Free to be beautiful.**
Margow, R. **Wat wil jy weet?**

KOPKRAPPERS

Kopkrappers voorsien die antwoorde op algemene vrae waarvoor bibliotekarisse daagliks te staan kom. Verkry en beantwoord die navrae hiervandaan

George Openbare Biblioteek

CHRISTA BUCHNER

'n Probleem- onderwerp wat gereeld voorkom is *berging / storage*. Die volgende bronne bevat inligting:

Bedryfsekonome studiegede.

Brittanica: Encyclopaedia.

McGraw Hill Encyclopaedia.

Pamflette.

Leeders soek voortdurend die betekenis van *Suid-Afrika se nasionale simbole*. Die volgende bronne is nuttig:

Complete flags of the world. (JR 92992)

Eliot, Barbara. **Clued up on culture.** (291.0968)

Illustrated flag handbook. (R 92992 COS)

National symbols of the RSA. (Pamflet)

George is feitlik die enigste plek in Suid-Afrika waar *hops* (vir bierbrouery) gekweek word. Die enigste bronne met inligting hieroor is:

Standard encyclopedia of SA (SESA).

Swanson, AN. **An analysis of hops supply and demand in SA.** (Tesis)

Pamflette.

Die Outeniqua-bergreeks troon oor George, terwyl die majestieuse Swartberge net 'n klipgoot verder is. Met sewe *bergpasse* binne maklike bereik, is dit 'n gereelde onderwerp. Inligting verkrygbaar in:

Burman, J. **So high the road.** (338.0968 BUR)

Pamflette.

Standard encyclopedia of SA (SESA).

Storarr, P. **Colossus of roads.** (Q 920 BA1)

'n Goeie inligtingsbron oor *elektrisiteit*, is: Haverly, Chris. **Learning about technology I.** 1996. (333.7907)

(Een van die gevalle waar mens inligting vind by 'n onverwagte klasnommer)

Knysna Openbare Biblioteek

ELAINE SPIES, RIEKIE FERREIRA, TRACY GOLIER

As gevolg van Knysna se ligging, omgewing en geskiedenis bied die dorp 'n onuitputlike bron van inligting vir skrywers, natuurleefhebbers en kunstenaars.

Baie fiktiewe boeke is al geskryf oor Knysna en fiktiewe karakters wat lei tot 'n wanindruk tussen fiksie en waarheid. Dit lei tot gereelde navrae uit verskillende oorde oor *houtkappers, olifante* en *George Rex* (ontdekker van Knysna). Baie skoliere is onder 'n wanindruk dat fiktiewe karakters werklik geleef het in Knysna, byvoorbeeld, Saul Barnard, en soek dan foto's van hom, sy familie of grafte.

Vrae wat dikwels voorkom in Knysna Openbare Biblioteek dui veral op die *geskiedenis* van die dorp. 'n Spesifieke prosedure word gevolg om plaaslike inligting te versamel, te berg en beskikbaar te stel aan leeders en onderwysers. 'n Spesifieke prosedure word gevolg om plaaslike inligting te versamel, te berg en beskikbaar te stel aan leeders en onderwysers. 'n Spesifieke prosedure word gevolg om plaaslike inligting te versamel, te berg en beskikbaar te stel aan leeders en onderwysers. 'n Spesifieke prosedure word gevolg om plaaslike inligting te versamel, te berg en beskikbaar te stel aan leeders en onderwysers.

'n Pamfletversameling in die kinderbiblioteek asook 'n versameling oor die Knysna geskiedenis word in die volwasse afdeling aangehou en dien as 'n besondere hulpmiddel.

Algemene navrae of opdragte sluit in:

Dierelewe in die Knysnameer

Harding, P. **Die Seelewe aan ons kus.** - Tafelberg, 1987. (JT 574.92472 HAR)

Kennis Ensiklopedie, Kennis-Uitg., 1983.

Local collection.

Pamfletversameling.

Knysna Houtkappers/Boswerkers

Knysna collection.

Pamfletversameling.

George Rex of Knysna

Knysna local collection.

Local collection.

Metelerkamp, S. **George Rex of Knysna, the authentic story.**- Timmins, [19-]. (920 REX)

Beddy, AJ. **Genealogy of the Rex family: stemming from George Rex the proprietor and founder of Knysna.**- Balkema, 1971. (929.2 REX)

Pamfletversameling.

The Brenton Blue Butterfly

Steenkamp and Stein. **The Brenton Blue Saga.**

Pamflet collection.

Local collection.

Algemene vrae oor Knysna Fort

Pamfletversameling.

Knysna versameling.

Waar het die Emu gesink?

Millwood Newsletters.

Standard encyclopedia of SA (SESA).

Local collection.

Knysna collection.

Tapson, Winnifred. **Timber and tides.** - Juta & Co, 1961. (968.7395)

Parkes, M. **Knysna the forgotten port.** - Dando & Dando, 1988. (387.109687395 PAR)

Knysna olifante

Kennis Ensiklopedie. - Kennis-Uitg., 1983.

Local collection.

Knysna-Plett Herald, 15 Februarie 2001.

Pamfletversameling.

Carter, N. **The elephants of Knysna.** - Purnell, 1971. (639.97961 CAR)

Knysna forest

Immelman, W. **Our green heritage.** - Tafelberg, 1973. (Q 582.160968 IMM)

Pamphlet collection.

Kennis Ensiklopedie. - Kennis-Uitg., 1983.

Local collection.

Von Breitenbach, F. **Southern Cape forests and trees.** - The Government Printer, 1974. (JR 582.160968 VON)

Because Knysna has won Town of the Year competition twice in a row many children have school projects regarding *Knysna in general*, for example, questions often asked are current population ratio, et cetera:

Misdad informasie, analise sentrum, Suid-Afrikaanse Polisie

Who was the founder of Percy Mdala High School?

Local collection - [education].

Pamphlet collection.

The ecology of the Knysna Lagoon

Local collection.

Information on the historical buildings in Knysna

Knysna collection.