



Bambanani Against Crime Safer Local Communities

Department of Community Safety



BAMBANANI SAFER FESTIVE SEASON PROGRAMME



2005 / 2006



EXECUTIVE SUMMARY REPORT



BAMBANANI SAFER FESTIVE SEASON PROGRAMME 2005/2006

EXECUTIVE SUMMARY

Minister Ramatlakane initiated the Safer Festive Season (SFS) programme in 2003 as a campaign to create awareness and bring crime down over the festive season. The key partners in this campaign are the South African Police Service (driver of the programme) and the communities of the Western Cape Province.

The idea of running focused safety programmes with the intention to drastically increase police visibility over the festive season, proved to be successful over the past 3 years. The SFS programme is considered as one of the most important interventions in an attempt to bring down crime by 7% - 10% as set by President Mbeki in his opening of Parliament address on 11 February 2005. This programme is also considered as one of the Department of Community Safety's (DOCS) major programmes to build social capital as defined in the Ikapa Elihlumayo (the Growing Cape) strategy. Therefore, the objective of getting the government and the community (Bambanani volunteers) together to fight crime embraces the Bambanani (Unite against crime) philosophy.

The past three SFS programmes successes can be summarised in terms of crime statistics as follows:

- 2003/2004 Safer Festive Season contact crimes reduced by 18%
- 2004/2005 Safer Festive Season contact crime was stabilised by 2%
- 2005/2006 Safer Festive Season contact crimes reduced by 27%

The Premier in his State of the Province Address in 2005 set a target of reducing contact crimes by 7% and to reduce road fatality by 5%.

The 2005/2006 SFS programme achieved inter alia the following:

- Contact crimes were reduced by 27%
- Road fatalities were reduced by 8%
- 10 missing children were found.
- 4560 Bambanani volunteers in total were deployed
- 688 Bambanani volunteers were deployed at train stations
- 450 Bambanani volunteers were deployed at shebeens

The projects within the SFS programme that contributed to the reduction in crime are:

- Community Based Activities
- Depopularisation of Gangs and Drugs
- Safety on Train Stations
- Safety on Beaches
- Safety on Farms
- Beach Activities
- Safety of Woman and Children
- Special Deployment of Bambanani volunteers
- Liquor Control
- Arrive Alive



The SFS programmes had a great success mainly because of the intergovernmental co-operation of different key stakeholders namely:

- The South African Police Service
- Law enforcement agencies of the Metro and Municipalities
- Community Police Forums
- The Bambanani volunteers (4560)
- The Department of Community Safety
- The Department of Cultural Affairs, Sport and Recreation
- The Department of Social Services and Poverty Alleviation
- Local Municipalities
- Community Based Organisations
- Non Governmental Organisations
- Metro and Municipal Police

It can be concluded that by adopting the Bambanani principle (getting ordinary men, women and youth together with all three tiers of government in creating safer communities), the Safer Festive Season programme contributed to the notion of building social capital and crime resistant, responsible families and citizens. The SFS programme contributed to the reduction of crime over the last three festive seasons.



SUMMARY REPORT

BAMBANANI SAFER FESTIVE SEASON PROGRAMME 2005/2006 BUILDING SAFER LOCAL COMMUNITIES

1. INTRODUCTION

The 2005/2006 festive season programme marks the third annual Safer Festive Season (SFS) Programme the Department of Community Safety (DOCS) has conducted. The 2005/2006 programme has continued showing downward trend in crime following the achievements made in the past two SFS programmes i.e 2003/2004 and 2004/2005 where a decrease of 18% and 1.5% in crime was achieved respectively. The 2005/2006 is the best festive season thus far with an overall decrease of 27.2% in contact crime in the province.

The SFS programme is part of the Department of Community Safety's Bambanani Against Crime initiative, which is aimed at building crime resistant and responsible citizens in the Western Cape Province; strengthening the cohesion and the partnerships between the SAPS, community and government institutions. The SFS programme is therefore a community driven programme aimed at ensuring that everyone has a safer holiday and festive season.

Combating contact crimes¹ is the priority in the Western Cape province. These crime categories include: **Murder, Attempted murder, Rape, Assault GBH, Assault common, Robbery aggravated (attempts included) and Robbery common (attempts included)**. The 2003/2004 SFS report showed that serious violent crime decreased by 18%. Taking these figures into consideration, the objective of the 2004/2005 SFS was to sustain the achieved decrease in 2003/2004. Indeed, the concerted effort and the partnership between the SAPS (leading agency), Provincial and local government communities and other stakeholders in the province resulted in a further decrease in selected crime categories in the designated areas. According to the 2004/2005 SFS report, murder decreased by 13.9%, attempted murder by 11.6% and rape by 4.2%. However, in the same period assault GBH and robbery aggravated increased by 2.5% and 2.7% respectively. But overall, these festive seasons were the quietest and safest in the Western Cape compared to previous years. During these festive seasons (2003/2004 and 2004/2005), the DOCS mobilised more than 4000 Neighbourhood Watch (NHW) members and Bambanani volunteers. These force multipliers were deployed to assist the SAPS by increasing the visibility of law enforcement agencies in selected areas with a view to reducing the number of criminal activities. Indeed, this increased visibility contributed to the decrease in the number of serious violent crimes committed and recorded for the period covered by this report. In a nutshell, the 2005/2006 SFS programme was a great success with more than 4560 volunteers participating in 10 projects implemented resulting in a decrease of 27.2% in crime in the Western Cape.

¹ Crimes against a person



2. IMPLEMENTATION

The 2005/ 2006 SFS programme was implemented in 76 residential areas covering the four policing areas, 30 beaches and 42 train stations in the province. These areas were identified in conjunction with the SAPS based on the crime pattern analysis and the level of serious violent crimes. In addition to these areas 33 farming communities were identified (Table 1).

East Metropole	Khayelitsha Kleinvlei/Blue Downs Mfuleni Lwandle/Nomzamo Rusthof Ravensmead Durbanville	Table View Milnerton Belhar Kuils River Delft Kraaifontein Atlantis	Bonteheuwel Elsies River Macassar Bishop Lavis/Valhalla- Park Sir Lowry Pass Harare Lingeletu West
West Metropole	Mitchell's Plain Nyanga Gugulethu Hanover Park Manenberg Grassy Park Sea Point	Kensington Lavender Hill Philippi Athlone Claremont Diep River	Cape Town Central Fishhoek Hout Bay Woodstock Mowbray Langa
Boland	Clanwilliam Vredendal Grabouw Caledon Hermanus Vredenburg Malmesbury Diasville	Villiersdorp Robertson Tulbach Swellendam Paarl East Mbekweni Worcester Saldanha Bay	Bredasdorp Ceres Cloetesville Khayamandi Riviersonderend Ashton Touws River
Southern Cape	Beaufort West Conville Thembaletu Da Gamaskop Plettenberg Bay	Knysna Pacalsdorp Kwa Nonqaba Bridgeton Bongolethu	Calitzdorp Murraysburg Prince Albert Ladysmith

3. SAFER FESTIVE SEASON 2005/2006: PROJECTS

Ten (10) projects were implemented in the 2005/2006 SFS. These projects were conceived and implemented in partnership with the SAPS, and NHW, Communities, Law enforcement and other government departments mainly Social Services, and the Department of Culture and Sports. A succinct summary of each project and its outcome is provided below.

3.1 Community Based Activities

Objective:

- To enable communities on a local level to embark on their own crime prevention projects targeting domestic violence, missing children, and drug abuse.

Outputs:

- 1438 Bambanani volunteers organised community based awareness and crime prevention activities in the province;
- 356 community-based activities were sponsored by the Department; and
- 900 children were taken on educational outings over the festive season.



3.2 Depopularisation of Gangs and Drugs

Objective:

- To provide opportunities and alternative programme aimed at discouraging the youth from participating and using drugs and gang activities during the festive season.

Outputs:

- 82 youth volunteered to assist the SAPS and the Department of Community Safety with pamphlets distribution, help organise and implement of youth events;
- 131 youth at risk was referred to professional service providers for counselling; and
- The following confiscation took place: Drugs (151828), dagga (30435g), Mandrax Tables (120875), Ecstasy (313) and TIK (193), Firearms seized (28), ammunition (183) and alcohol (533 litres).

3.3 Safety on Trains

Objective:

- To ensure the safety of commuters on platforms and in trains during the festive season.

Outputs:

- 688 Safety on Trains volunteers were deployed on the 42 train station throughout the festive season.
- Murder, attempted rape, assault common, assault GBH and Indecent assault decreased by 21.7% in the rail environment during the festive season.

3.4 Arrive Alive

Objective:

- To reduce fatalities by 5% on Provincial roads, by focusing on traffic violations (driving under the influence of alcohol, speed violations etc)

Outputs:

- Fatalities deceased by 8% in the 2005/2006 SFS;

3.5 Safety on Beaches

Objective:

- Promote visibility on the 30 beaches through the deployment of law enforcement Agencies (South African, Police Service [SAPS], City Police, Law Enforcement, Community Police Forum, Neighbourhood Watches/ Bambanani Volunteers) over the festive season; and
- Prevent alcohol consumption on the beaches.

Outputs:

- 115 SAPS officials daily, 147 reservists daily, 112 Law enforcement officers daily, 122 Metro Police Officers daily, and a total of 817 Bambanani Volunteers over the period were deployed on the beaches;
- Enforcement of the no liquor by-law on the beaches;



- Conducted access control through roadblocks at most all beaches;
- No fatalities reported; and
- Fines issued (249), arrests (43), drugs confiscation (173) and goods confiscation (402).

3.6 Beach Activities

Objective:

- To encourage the youth to work towards a crime free season through their active participation in sport at beaches; and
- Conduct educational programmes featuring crime and drug awareness.

Outputs:

- 25 planned events were executed;
- 9030 children from disadvantaged communities participated; and
- 26 drug awareness sessions was conducted via the project.

3.7 Safety of Women and Children: Awareness Raising Campaign

Objective:

- To raise awareness about violence against Women and Children in the province.

Outputs:

- Two main exhibitions on missing children were held in Mitchell's Plain (Promenade Mall) and Athlone (Vangate Mall);
- 11 missing children were found by the Department's Rapid Response Unit (RRU) over the festive season; and
- 81 children were found since the inception of the RRU in October 2005.

3.8 Special Neighbourhood Deployment

Objectives:

- To deploy of NHW volunteers in shopping centres, places of large social gatherings (Coon Carnival);
- To deploy NHW volunteers in tourist destinations i.e. Company Gardens and Table Mountain; and
- Deployment at industrial areas particularly on the pay-days to promote the safety of factory workers.

Outputs:

- 231 Bambanani volunteers were deployed to do patrols with the SAPS and reservists in areas where people converge in large numbers;
- 20 volunteers were deployed on Table Mountain; Devil's Peak and Signal Hill; and
- 120 Bambanani volunteers were deployed in Woodstock, Salt River, Mutual, Pinelands, Elsies River, Tygerberg, Bellville, Athlone, Langa, Steenberg, Retreat, and Huguenot.



3.9 Liquor Control

Objective:

- To influence the community to behave more responsibly regarding the use of alcohol; and
- To reduce the incidents of SVC crime through the deployment of NHW volunteers and the SAPS officials around shebeens.

Outputs:

- 670 NWH members were deployed to conduct educational programmes on the dangers of alcohol abuse and monitor shebeens;
- 117 community members were trained to conduct puppet shows on alcohol abuse;
- 3498 people were reached via the puppet shows;
- 1102 people were trained in respect of the dangers of alcohol abuse; and
- 2950 breathalysers were distributed to motorists and the public

3.10 Safety on Farms

Objective:

- To ensure maximum involvement of the farming community in the effective policing of their own areas.

Outputs:

- A total of 324 farm watch members were deployed in 33 rural sectors across the province to promote visibility, foot patrol, assist the SAPS in identifying and reporting criminal activities to the SAPS immediately; and
- Six stock theft operations were conducted and 44 people were arrested for illegal possession of drugs, 24 for Assault GBH, 13 for burglary, 6 for theft, 3 for rape and 4 for illegal possession of firearms.

4. 2005/2006 SFS SUCCESS INDICATORS AND IMPACT

4.1 Person days and Person hours

The South African Police Service, Cape Town Metropolitan Police, and Bambanani volunteers worked a total of **1 556 618** person hours over the festive to make the Western Cape a 'Safer Home for All' (Table2).

The SAPS had 1609 additional special deployment officers per day during the priority days of the festive season in the Province, in addition to its full capacity strength of 16000 officers. They worked an 8 –12 hour shift. These officials were deployed to bolster the safety and security in the province. The SAPS focuses on serious violent crime and crime committed against women and children in the province. Several operations were executed. Seizures and arrests were made in the different projects. These arrests relate to illegal possession of firearms, drugs, rape, assault GBH and other crime categories.

The Cape Town Metropolitan Police (i.e. Traffic Law enforcement, Law Enforcement and City Police) deployed a total of 1531 officials over the festive season and they worked **272 008** person hours. These officials like the SAPS increased the visibility on the road and bolster safety and security. Their operational focus included the following: Increased visible policing, beach patrol, roadblocks and vehicle control points, crime against women and



children, High ways and N2 Safety patrols, patrol at tourist destinations, policing of alcohol related crime, serious violent crime etc. They executed a number of operations over the festive season (Table 2).

Table 2: SAPS, Cape Town Metropolitan Police & Bambanani Volunteers			
Agency	Deployment	Person days	Person hours
SAPS	1609	62751	502008
Cape Town Metropolitan Police	1531	26979	272008
Bambanani Volunteers	4560	98725	782602
TOTAL	7 700	188 455	1 556 618

Source: SAPS, Cape Town Metro Police and Project managers

The 4 560 Bambanani Volunteers worked **782 602** hours over the festive season. Although the number of deployment days amounted to 39, certain projects did not deploy volunteers for all 39 days namely Safety on beaches, Depopularisation of gangs, drugs and Beach activities. Some volunteers worked an average of 6 hours per day depending on the needs of the project. Some projects deployed volunteers in a staggered approach namely the Liquor Control. Volunteers in Community based activities did not work specific hours as they only assisted in cases where there was a planned event for that community. Participation in each project is reflected in Table 3 below.

Table 3: Bambanani Person Days and Person Hours					
Project Name	No . of volunteers	Days worked	Person days	Shift	Person hours
Safety on Beaches	817	35	28595	8	228760
Safety on Trains	688	39	26832	8	214656
Liquor Control	670	39	20250	8	162000
Safety on Farms	324	8	1713	6	10278
Community Based Activities	1438	-	-	-	-
Depopularisation of Gangs and Drugs	82	23	1886	6	11316
Women and Children	80	39	3120	8	24960
Special NHW Deployment	231	39	9009	8	72072
Beach Activities	110	24	2640	8	21120
Arrive Alive	120	39	4680	8	37440
TOTAL	4 560		98 725		78 2602

Source: Project managers' report

5. SAFER FESTIVE SEASON 2005/2006: COMMUNICATIONS OUTPUT

The Communications Unit played a major role in developing both the communication tool for reaching community residents with the Province as well as constructing messages in line with the Safer Festive Season's aims and objectives. The information in the table below gives details on the material that was designed and distributed (Table 4).



Table 4: Form of Media use and Quantities		
Form of Media	Quantities	Objectives
1. General SFS Pamphlet	1 000 000 were printed in 3 languages.	To raise awareness and to give detail on the aims and objectives of the SFS 2005/06
2. Road Safety / Arrive Alive Pamphlets	60 000 were printed in 3 languages.	The pamphlet contained tips on safety for drivers and pedestrians during the festive season.
3. Rape Pamphlet	32 000 were printed in English	The pamphlet gave details on what constitutes rape as well as tips on safety and useful contact numbers
4. Safety on Trains Pamphlet	100 000 in three languages	This pamphlet gave tips on safety for the public
5. Children's Rights Colouring Booklet	57 000 in English	To raise awareness amongst children about their rights.
6. Missing Children Pamphlet	5000 distributed to communities during the festive season	To raise awareness for parents in taking care of children as well to give tips on what to do in case of missing children
7. SFS Poster	3000 posters were distributed through the Province	To raise awareness about the SFS 2005/ 2006

Source: Communication

5.1 Newspaper Print

The SFS print campaign entailed the use of both community-based media as well commercial/mainstream newspapers.

- Minister's Diary of SFS Events

A double page tabloid size advert containing all major events, which the Minister attended as part of the mobilisation for the SFS, was published in all community newspapers. The advert which detailed all key activities starting from 10 December 2005 was comprehensive in detail with regards to times and dates of the selected events. This was published in community-based newspapers throughout the Province.

5.2 Welcome to Cape Town Wall Chart

During the festive season, The Cape Argus runs a "Welcome to Cape Town" wall chart. This is also meant to coincide with the huge number of tourists who normally visit the City during this time of the year. We were also able to utilise this space by developing a double a-4 wall chart which detailed the SFS as well giving safety tips with regards to going to the beach, visiting mountains, swimming, alcohol consumption, driving and general safety matters (Table 5).



Table 5: Readership per Publication	
Newspapers	Number
Cape Argus: Welcome to CPT	407,000
Athlone News	217,280
Vukani	302,000
TygerTalk(Bellville , Durbanville)	147,060
Southern Suburbs Tatler	156,640
Plainsman	298,040
Worcester Standard	47,000
Breede River Gazette	17,000
District Mail	75,000
Northern Bulletin	85,000
Winelands Echo	85,000
TOTAL READERS	1,837,020

Source: As provided by the publishers

5.3 Radio

Table 6: Outside Broadcasts		
Station	Date	Location
Umhlobo Wenene	13 December 2005	Langa Long Dist Taxi Rank
Umhlobo Wenene	14 December 2005	Joe Gqhabi, Phillipi
Umhlobo Wenene	15 December 2005	Site C Taxi Rank
Radio Zibonele	15 December 2005	Mnandi Beach
P4 Radio	15 December 2005	Du Toit's Kloof Tunnel
Good Hope FM	21 December 2005	Cape Town Station
KFM	26 December 2005	Camps Bay Beach
Bush Radio	29 December 2005	The Parade

Radio Adverts and interviews with Minister Ramatlakane were conducted at the following radio stations: P4, Radio Zibonele, Good Hope FM, KFM, Bush Radio, Radio KC, Radio Atlantis, Eden FM, Valley FM, Voice of the Cape, SA FM.



5.4 Reach of Radio in Summary

Table 7: Listenership per radio station	
Media Channel	
Radio	Numbers
Umhlobo Wenene	4,780,000
P4 Radio	500,000
Radio Zibonele	399,000
Good Hope FM	620,000
KFM	1,206,000
Bush Radio	330,000
Radio KC	122,000
Radio Atlantis	88,000
Eden FM	140,000
Valley FM	80,000
Voice of the Cape	170,000
SA FM	585,000
TOTAL LISTENERSHIP	9,020,000

Source: As provided by the publishers

6. COMMUNITY PERCEPTION

Fieldworkers from the DOCS interviewed the recipients and beneficiaries of the programme. This was part of the quality assurance process for the SFS programme. A total of 236 visitors and local residents were randomly interviewed at the beaches, train stations platforms, shopping malls and at organized SFS events. Below is an indication of some of their responses:

6.1 People Opinions

'I have a passion for this beach (Mnandi). I visited this beach frequently when I was young... However, what was worrying were the fights, stabbings and killings on the beach. During those days it was the norm that during the festive season people would come here with cases of beers to sell on the beach. There were also no police patrolling on the beach; they were only at the entrance. I have not heard an ambulance siren ever since I arrived. Previously, it was common that an ambulance would be called to pick up someone who has been stabbed or shot in broad daylight. Indeed, there is an improvement, that is why I could bring my grandchildren to the beach to enjoy themselves' (Interviewed at Mnandi beach, on the 1st of January 2006).

'Indeed the project has made a difference on the beaches...It has actually stopped me from selling liquor at the beach. In the past years I made business by selling alcohol on the beach. Now, I can't even drink on the beach! That's the difference the SFS programme makes on the beaches' (Interviewed at Mnandi Beach, on the 1st of January 2006).



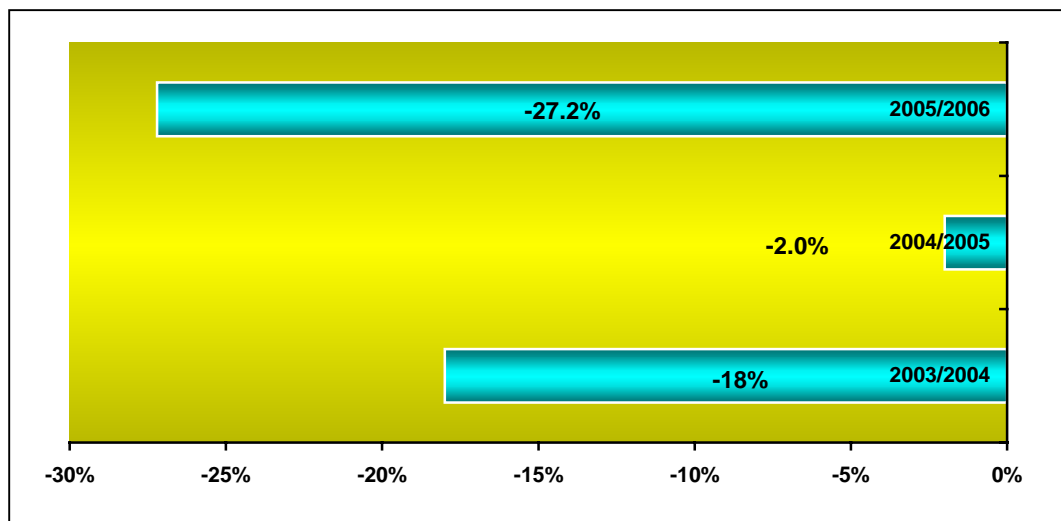
'At last we have a savoir. We have been waiting for this number (021-946 1646) for long. There are people who are driving recklessly on the road. I will put it (telephone number) into good use' (Interviewed on the N2, Roadblock, Grabouw, on the 31st of December 2005).

'It's right. It's a nice thing because they (volunteers) hold back someone who wants to commit crime. They focus on the safety of the commuters' (Interviewed on the Philippi train station, on the 6th of January 2006).

7. PROVINCIAL STATISTICAL ANALYSIS

Since the inception of the SFS programme in 2003/2004, a downward spiral in contact crime has been observed at the identified stations. Figure, 1 shows the decrease for the previous SFS programme and clearly indicating that the 2005/2006 had the most decrease in selected crimes (Figure 1).

Figure 1: Comparison 2003/2004; 2004/2005 and 2005/2006 SFS



7.1 Results: Crime Statistical Analysis.

The statistical analysis for 2005/2006 SFS reflects a **downward trend**. All the selected Crime Categories for the 2005/2006 season showed major decreases. **Murder** decreased by **2.8%**, **Attempted Murder** decreased by **45.5%**, **Rape** decreased by **12.0%**, **Robbery Aggravated** decreased by **10.4%**, **Robbery Common** decreased by **45.6%**, **Assault GBH** decreased by **24.5%**, **Assault Common** decreased by **30.4%**, **Abduction** decreased by **40.7%**, and **Kidnapping** decreased by **43.4%** (Figure 2).

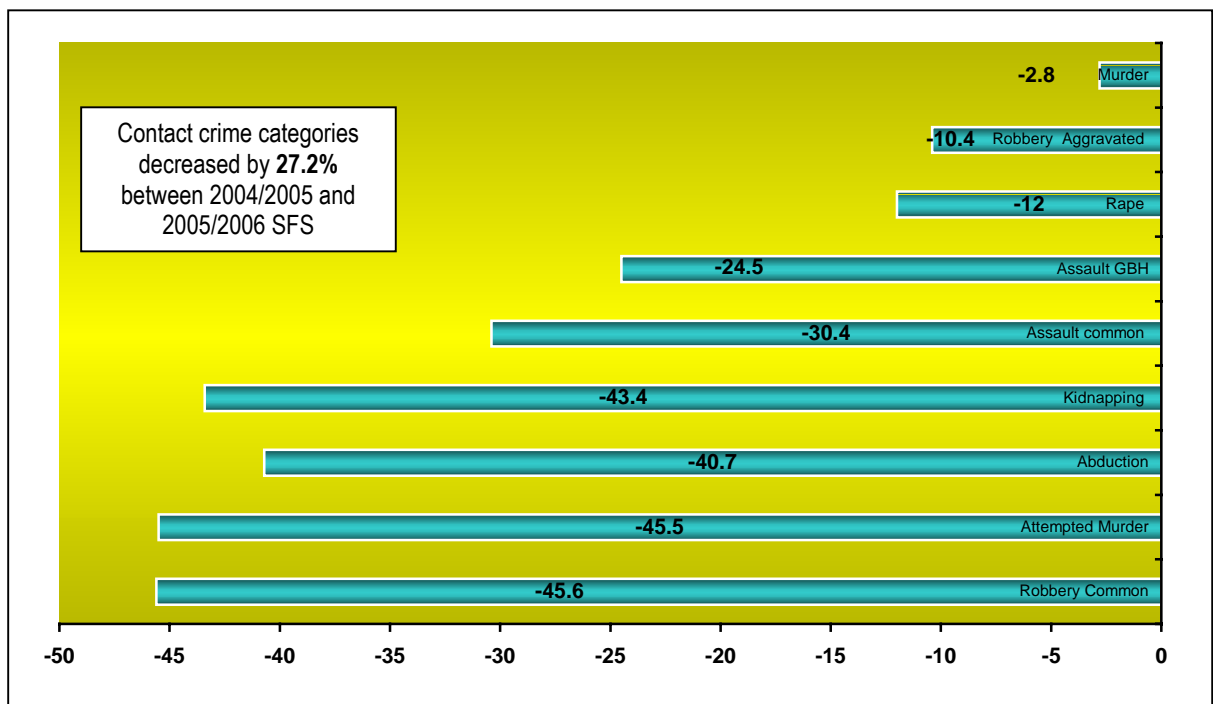
A general decrease of **27.2%** in the selected crimes was observed at the identified stations in the Province (Figure 2). The fact that all the major



categories of crime decreased is a clear indication that the Western Cape was much safer this festive season compared to the previous ones. This decrease could be attributed to a more strengthened collaboration and intergovernmental relations between the SAPS, Provincial and Local Government, Communities and other stakeholders.

Drug Related Crimes increased by **28.1%** as compared to the previous season. However, it should be mentioned that an increase in Drug Related crimes reflects the ability of the Police to detect and combat this kind of crime (Figure 2).

Figure 2 : Western Cape Province: Comparative Statistics SFS 2004/2005-2005/2006 [Period 8 December '05 - 8 January '06]

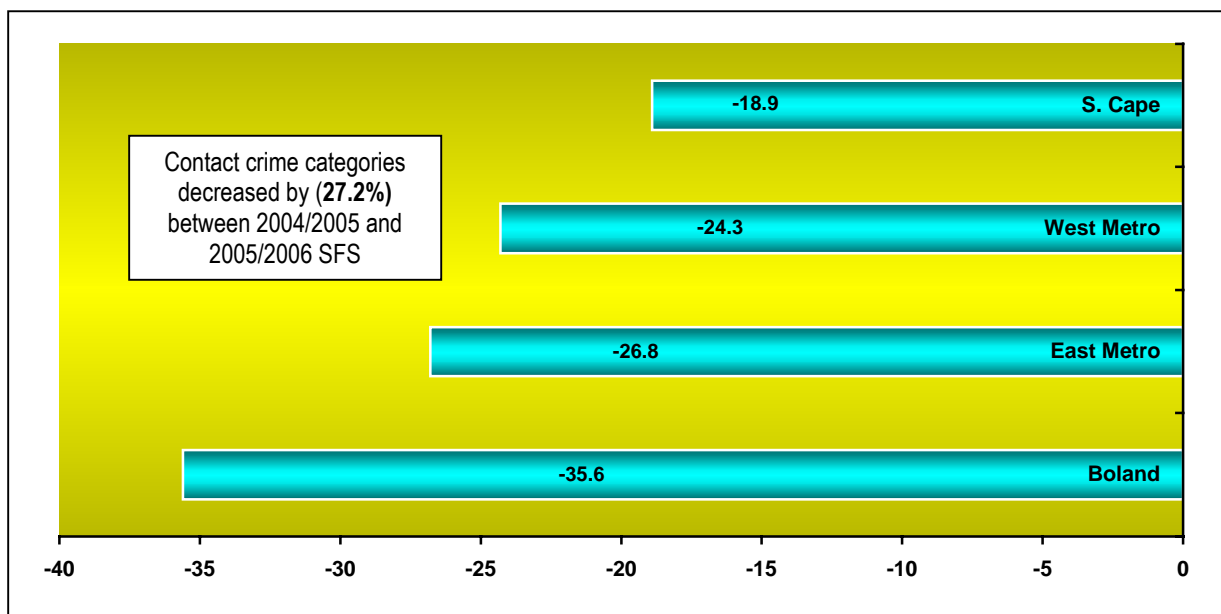


7.2 Policing Areas

A further decrease can be observed when comparing the 2004/2005 and the 2005/2006 statistics using Area figures. All the areas, East Metropole, West Metropole, Boland, and Southern Cape, registered decreases in the selected crime categories during the 2005/2006 festive season as compared to the 2004/2005 season. This further demonstrates that the SFS programme is not concentrated within a particular geographical area but is reaching all the intended residents in the Province. A general decrease was observed in all four areas (Figure 4).



Figure 4: Percentage Change Per Area: 2004/2005-2005/2006
[8 Dec '05 - 8 Jan 06]



7.3 Metro Rail Environment

The Safety on Trains project is an ongoing project that forms part of the Department's programme. The project focuses on the safety of commuters particularly at the train platforms. According to SAPS Metro Rail, the Metro Rail environment was quiet over this 2005/2006 festive season. SAPS Metro Rail reported that crime is showing a downward spiral ever since the deployment of the Bambanani Volunteers and the increase in the Metro Rail police. Contact crime in this environment decreased by 21.7% as compared to December 2004 (Table 5).

Table 5: Comparison: Metro rail Dec/ Jan 2004/2005 & Dec/ Jan 2005/ 2006

Crime Category	Dec-2004	Dec 2005	% Diff
CONTACT CRIME (AGAINST A PERSON)			
Murder & Attempts & Culpable Homicide	4	2	-50.0%
Rape	2	3	50.0%
Assault Common	33	13	-60.6%
Assault GBH	12	4	-66.7%
Assault Indecent	0	5	100.0%
TOTAL – ASSAULT	45	27	-40.0%
Robbery Aggravated	35	36	2.9%
Robbery Common	47	37	-21.3%
TOTAL – ROBBERY	82	73	-10.9%
Crimen Injuria	5	8	60.0%
TOTAL - CONTACT CRIMES	138	108	-21.7%

Source: South African Police Service Metro rail, 2006

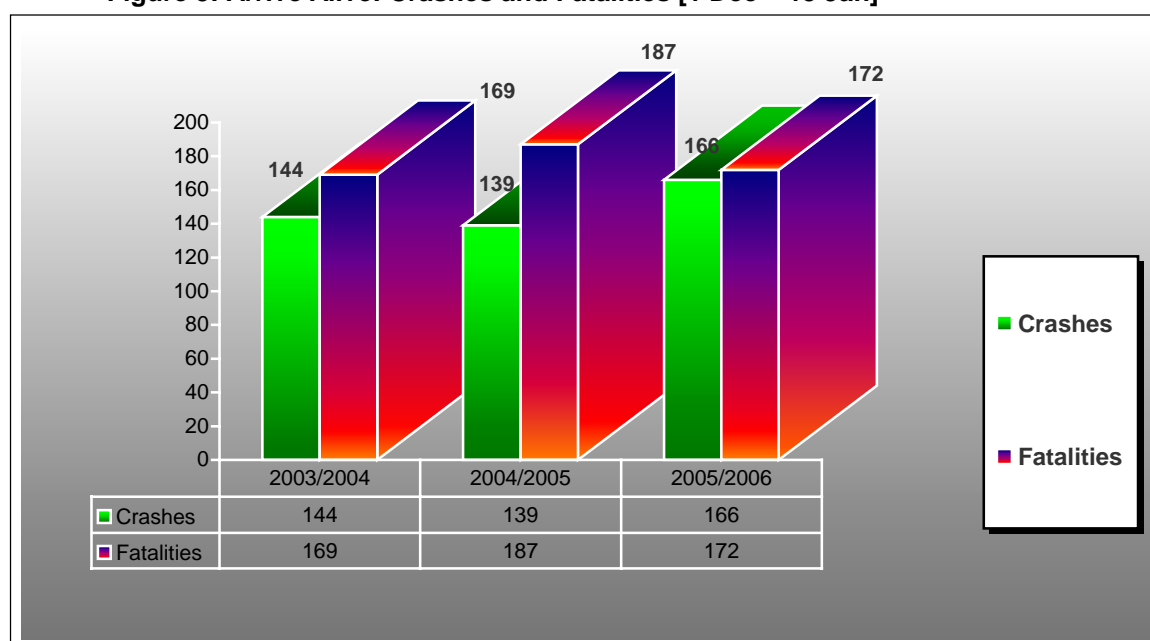


8. ARRIVE ALIVE

8.1 Crashes and Fatalities

The Western Cape Premier set targets to reduce road fatalities by 5% in the Province during his State of the Province address in 2004. The results of the 2005/2006 SFS shows fatalities² decreased by 8% in the 2005/2006 SFS as compared to 2004/2005 SFS. However crashes went up 19.4% for the same period (Figure, 5).

Figure 5: Arrive Alive: Crashes and Fatalities [1 Dec –15 Jan]



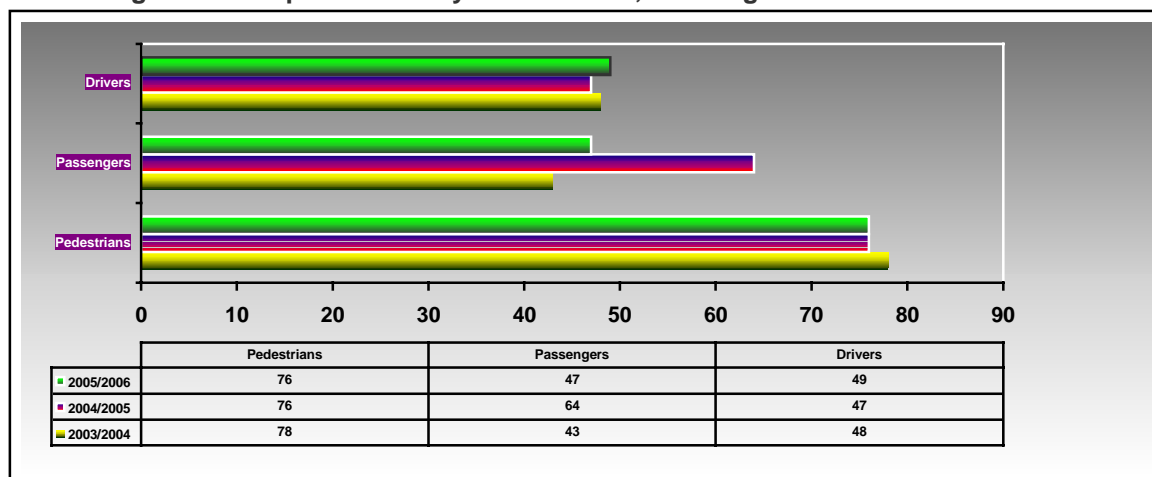
Source: National Fatal Crash Information Centre

8.2 Comparative Analyses: Pedestrians, Passengers and Drivers

Over the past three festive seasons the number of pedestrians killed on the road far outweighed passengers and drivers. In 2003/2004, 46.2% of the total fatalities were pedestrians. In 2004/2005, the figure decreased to 40.6% in 2005/2006, the number of pedestrians killed in fatalities went up to 44.2%. The figure below shows that total breakdown of fatalities per category (Figure 6).

² Late reporting could result in an increase in fatalities

Figure 6: Comparative Analysis of Drivers, Passengers and Pedestrians.



Source: National Fatal Crash Information Centre

8.3 Law enforcement Outcomes

Traffic law Enforcement's objective over the festive season was to promote safety of road users by reducing accidents, fatalities, injuries, and offences through a multi-prong approach. The key focal areas included the speed law enforcement, alcohol and drug offences, and pedestrians' safety, vehicle and driver fitness. Traffic law Enforcement embarked on the following activities: Roadblocks, high visibility patrol, stop, check points and speed measurement. Results of all these activities are given in the table 6 below.

Law Enforcement Activities	2004/2005	2005/2006
Number of vehicles stopped and checked	21540	33223
Number of driving licenses and Professional Drivers Permit (PDP) checked	735	654
Number of vehicles suspended	124	76
Number of vehicles checked for overloading	1352	954
Number of vehicles charged with overloading	449	354
Number of notices issued for speeding	9825	11787
Number of notices issued for unlicensed vehicles	784	1145
Number of drivers arrested for license and PrDP	0	0
Number of drivers tested for alcohol	3255	1083
Number of notices issued for defective lights	1284	792
Number of notices issued for defective brakes	381	173
Number of notices issued for smooth or worn tyres	428	743
Number of notices issued for red robots and stop signs	0	6
Number of notices issued for illegal and unsafe overtaking	325	398
Total	40482	51388

Source: Provincial Traffic Law Enforcement



In addition to these results the following was achieved:

- Summons issued relating to moving violations, vehicle and driver fitness amounted to 30 739;
- Summons for speeding amounted to 11526;
- Highest speed recorded on the provincial roads in a 120km/hr zone was 192km/hr in Laingsburg;
- Two hundred and three (203) drivers were arrested for driving under the influence of alcohol;
- Drug trafficking arrests made amounted to 18; and
- Thirteen (13) stolen vehicles were recovered.

9. CONCLUSION

In its endeavours to build active, crime resistant, responsible families and citizens, the Department of Community Safety embarked on a Safer Festive Season programme adopting the Bambanani principle of getting ordinary men, women and youth to unite with law enforcement agencies to create safer communities. There is no doubt that the programme has achieved success to make a large contribution to this goal. A total of 4560 Bambanani volunteers were recruited to join their local structures (CPF and Neighbourhood Watches) and were given the opportunity to participate in creating safer communities in an organised way.

In addition to building social capital, the SFS programme actually contributed to the reduction of crime in the Province as the South African Police crime statistics indicated a reduction in contact crime over the past three Festive Season periods with the following percentages.

- 2003/2004 -18%
- 2004/2005 -2%
- 2005/2006 -27%

