




URhulumente
weNtshona Koloni

EzeMpilo



Ingxelo yoNyaka 2011
Isibhedlele iTygerberg

Umbono

Kukunikezela izinga eliphezulu lempilo kumntu wonke.

Injongo

Sithatha uxanduva lokunikezela iindlela ezilinganayo zokufikelela kwiinkonzo zempilo oko sikwenza sihlangene noosomashishini abakwinqubo yezempilo ezinzileyo.

Izinto ezibalulekileyo

Izinto ezibalulekileyo ezichaziweyo nguRhulumente wePhondo leNtshona Koloni zezi:

- Ukunonelela • Isakhono • Ukukwazi ukuthatha uxanduva
- Ubulungisa • Ukuba noxanduva

Izinto ezibalulekileyo ziya kuboniswa ngendlela ezi zingezantsi othe waphunyezwa ngawo umbono nenjongo:

- Ubulungisa • Uxandunda lokuphendula eluntwini
 - Indlela ezintsha zokwenza izinto
 - Ukubekwa kwezinto elubala kungafihlwa nto
- Ukuzibophelela ekunikezeleni ngeenkono ezikwizinga eliphezulu
 - Ukuhlonipha uluntu • Ukugqwesa

Intshayelelo	4
Umyalezo ovela kuProfesa Craig Househam	4
Umyalezo ovela kuGqr. Beth Engelbrecht	5
Umyalezo ovela kuGqr. Dimitri Erasmus	6
Icandelo lezemali	7
Icandelo lolawulo	19
Icandelo lezokonga	66
Icandelo leBiomedical Science	76
Icandelo le-Clinical Psychology	90
Icandelo lempilo yoluntu	89
Icandelo eliphanda ngokufa	94
Icandelo le-Medical Imaging ne-Clinical Oncology	97
Icandelo loNyango	112
Icandelo lokubelekisa nezibeleko	150
Iintsana neMpilo yaBantwana	168
Icandelo labagula ngengqondo	201
Icandelo loTyando	210
Icandelo le-Clinical Engineering	224
Icandelo leZondlo	228
Icandelo lokufundisa umsebenzi	235
Icandelo lokolula amathambo	238
Icandelo lokufundisa ukuThetha ne-Odiyoloji	241
Icandelo elijongene namaVolontiya	244
Icandelo le-Hospital School	246
Amanani -nkcazo	247

INTSHAYELELO

UMyalezo ovela kuProfesa Craig Househam**INtloko yezeMpilo yeNtshona Koloni**


ISibhedlele iTygerberg sinendawo ebaluleke ngokukodwa kwiinkonzo zempilo kwiNtshona Koloni. Sesona sibhedlele sikhulu kweli phondo, ndawo leyo inebhedi ezili-1310 ezisetyenziswayo, kwaye esi sibhedlele sinxulumene kakhulu neCandelo le-Health Science leYunivesithi yaseStellenbosch. Kambe nakuba esi sibhedlele sisidala nje ngokubhekiselele kwimbali yobomi baso, kwayekukho imfuneko yokuba sihlaziywe, okanye siphuculwe ngokukhawuleza, abasebenzi bona bayaqhuba kunjalo ukwenza imisebenzi ebalulekileyo yezempilo kwizigulane ezahlukeneyo. Xa ndandityelele kwesi Sibhedlele ndathabatheka umxhelo ngenxa yokubona abasebenzi bezinikele yaye bezimisele ekusebenzeni kanye phantsi kwezo meko zinjalo zesibhedlele.

Ndaba nenyhweba ukuba phakathi kwabasebenzi besi sibhedlele kuMsitho wonyaka we-CEO owawukwesi sibhedlele. Yayilixesha elimnandi ngokuhlwa ngaloo mini, apho ndaye ndaqaphela

ukuba abasebenzi abaninzi abonelanga nje ukuwenza ngocoselelo nangobungcali umsebenzi wabo, koko banayo netalente engumangaliso yokujuxuza!

Athatyathiwe amanyathelo okuqala ngo-2011 kwinkqubo ende yokusiphucula ngokwemeko yanamhlanje kananjalo nokusisusa esi Sibhedlele kwimo yaso esiyiyo. Ukuqeshwa komanejala weprojekthi wokuphuhlisa ngokutsha icandelo lesi Sibhedlele kube ngamaqalela ento eya kuyenza le projekthi isivuselele isibhedlele esi, kwaye iya kudla iibhiliyoni zeerandi ezibonakalayo noko. Abo bakhe basibona isibhedlele esitsha saseKhayelitsha baya kuwqaphela umahluko kulwakhiwo lwanamhlanje nenjongo yokwakha ngolo hlobo ukuba izenza iimeko zokusebenza zibe zeziphakamisekayo noko, loo nto ke ize ibenze abasebenzi bethu basebenze ngokukhululekileyo. Ndinethemba lokuba xa le projekthi sele isenze iSibhedlele iTygerberg 'sasitsha', asiya kuyeka ukuwenza njengoko besiwenza ngokuzimisela umsebenzi waso nakwixesha elizayo.

Ndifuna ukuwuncoma okwangoku umsebenzi omhle owenziwa ngabasebenzi bawo onke amacandelo eSibhedlele iTygerberg kulo nyaka udlulileyo, apho kwabonwa izigulane ezingaphezulu kwama-60, 000 kwakhona kwabonwa izigulane ezingaphezulu kwama-300, 000 kumacandelo ezigulane ezingalaliswayo esi sibhedlele. Ndisincoma nangakumbi esi sibhedlele ngendima yaso yenkxaso de sade sibe siyema iSibhedlele esitsha saseKhayelitsha, sabe sona esi sisayinika intsebenziswano engamandla iqela leminyaka, kanti ke asiyekenga ukunika inkxaso de zibe iinkonzo zigqithiselwe kwisibhedlele esitsha zonke ezo zimele ukuya khona. Ndimbulela ngokungazenzisiyo uGqr Dimitri Erasmus neqela lakhe lolawulo abaye bathi gqolo bezama ngako konke okusemndleni abo ukuphucula uhambiso lweenkonzo, bekwenza oko ngokuzimisela nokuzinikela.



UMyalezo ovela kuGqir Beth Engelbrecht

USekela Mlawuli Jikelele: kwiNqanaba lesibini, elesithathu nezonyango oluNgxamisekileyo (DOH)

Unyaka ka 2010 uphawula ukuphela kwesicwangciso senkonzo exandileyo Sifikile sagqitha kwaye kungene isicwangciso esitsha sika-2020. Kwixesha elizayo kugxilwe kunonophelo olugxininisa kwizigulana, ukwanda kweziphumo zezempilo kwanokufumana inkonzo enxabiso. Zizinto ezingundoqo ukuphucula iqondo lononophelo kwaye zibaluleke kakhulu kwiSebe nakwiSibhedlele ukufumana isatifikethi semimiselo engundoqo kazwelonke.

Isivumelwano esibandakanya amahlakani amaninzi (MLA) phakathi koRhulumente weNtshona Koloni kunye naMaziko eMfundo ephakamileyo amane sisahamba kakuhle, nawo onke amaqela ezimisele ukufumana isisombululo sokuthetha ngazwinye ukuqokumbela isivumelwano (MLA) kunyaka ka 2012. Le nto iya kukwakha isiseko esiluqilima ukuhlaziya izivumelwano ezininzi ezikhoyo kunye namaziko emfundo ephakamileyo, ukufikelela kwiqonga lenkonzo yokufundisa yonyango, eyoqeqesho kunye neyophando, kwaneyenkqubo ehlangeneyo yabasebenzi.



Ukuqonda iihorizoni ezintsha zizinto ekujongwa ngazo ukuba unyaka ogqithileyo uhambe njani. Ukuvulwa kweSibhedlele kwiSithili saseKhayelitsha ekuqaleni kuka-2012 ibe negalelo elikhulu kwiinkcukacha zezigulana zaseTBH. Iinkonzo zesicwangciso kwimetro yoMmandla weNkonzo we-East Geographic (GSA) kwiinkonzo zesithili siphela nakwiSibhedlele iTygerberg iqinisekile ngenkonzo nangenkqubo yokuthunyelwa kwezigulana ethe yagcina kuqwalaselwe kwisigulana nasekulawuleni igalelo layo kwisibhedlele iTygerberg.

Ulawulo lwenkonzo esibhedlele kuphucule inkonzo yewadi yabasebenzi nokwengezwa koogqirha beemeko ezingxamisekileyo kwiziko lonyango olungxamisekileyo luqinise kakhulu inkonzo yononophelo olungxamisekileyo. Isibhedlele kungoku nje sineebhedhi zecala labantwana abagula kakhulu ezili-10, kunye neebhedhi ezongezelelweyo ezine zononophelo oluphezulu kwiimveku.

Ithiyetha, iradiyoloji, kwanononophelo olumandla lwabaninzi abangakwazi kunakekelwa ngenxa yokunqaba kweenkonzo kuhleli kungumceli mngeni. Ukuhlangabezana noku kuthatyathwe amanyathelo. Abasebenzi abahlanu bethiyetha babhalisele inkqubo yoqeqesho yeminyaka emibini, kwaye iMRI kunye nenkonzo yeCT iqhube ixesha elongezelelweyo.

IPET-CT ekwenziwe umnikelo ngayo yaqalisa ukusebenza ekupheleni konyaka mali, iphawula indima ebaluleke kakhulu kwinkonzo yonyango lwenuclear.

Izifo ezosulelayo zingumngeni kubasebenzi nakwizigulana nakwesiphi na isibhedlele. Isibhedlele sihlala sigxile ekunikezeleni uNonophelo oluNgcono ngalo lonke ixesha, okufana nothintelo lokungena nokuphuma komoya okoyanyaniswa nenyumoniya kwanosuleleko olunxulumene noqhaqho.

Umanejala weprojekthi yokwakha ngokutsha iSibhedlele iTygerberg waqesha kwaye uqalisile ngocebo oluza kuqhuba kule minyaka imbalwa izayo. Kuza kufuneka izigqibo zobulumko. Idizayini kufuneka ibe yeyala maxesha, iziko lenkonzo engxamisekileyo kufuneka libe likhulu ngokwaneleyo, kwaye neebhedhi ezikhethekileyo jikelele kufanele ukuba zifunyanwe kangangendlela yokuba yonke iMetro East ibe nokuxhaswa ngempumelelo.

ISibhedlele iTygerberg inikezela inkonzo engundoqo nenesiseko esiluqilima kubasebenzi baso bonyango ngokunjalo nabolawulo kunye namaziko emfundo ephakamileyo. Iinkonzo zezempilo zesithili kwaneendawo ekuthunyelwa kuzo izigulana ziyomelezwa. Njengoko kujongwe ku-2020 kuqokwa konke okuyimfuneko kuyilo elujongiswe kwikamva, eliya kuthi lisifikelelise kwizingaleSibhedlele esitsha iTygerberg.

UMyalezo ovela kuGqr Dimitri Erasmus

uMlawuli oyiNtloko weSibhedlele iTygerberg

ISibhedlele iTygerberg siyaqhubeka ukudlala indima ephambili kunikezelo lwezona nkono zibalulekileyo zempilo eNtshona Koloni kwaye siyakuhlala siliziko elibalaseleyo ngokwenza umsebenzi walo oko likwenza lihlangene neFakhalti yezeMpilo kwiYunivesithi yaseStellenbosch.

Le ngxelo yonyaka ibonakalisa izinto ezenziwayo nezinto eziphunyeziweyo kulo nyaka 2011.

ISibhedlele sibe nonyaka oxakekileyo kakhulu sithe samkela izigulane ezingaphaya kwama-61 000 kanti zibe ngama-315 000 izigulane ezingalaliswanga sibhedlele.

Zizonke iindleko zonyaka-mali ka-2011/12 ziye kufikelela kuma-R1 754 982.

Izinto ezithe zaphunyezwa ngo-2011 zezi:

- Ukuqeshwa kukaGqr. Ludwig Martin njenge-Project Officer ejongene neprojekthi yokuphuculwa kwesibhedlele
- Ukuqeshwa kukaGqr. Nishaad Schrueder njengeNtloko yecandelo lamayeza noMphathi oMkhulu wezoNyango ngokuBanzi i (Head of General Medicine)
- Ukunikezelwa kweebhedi ezine zokunonelela iintsana ezisandula ukuzalwa
- Ukumisela ixesha lokuskena ngeCT neMRI elongeziweyo.
- Ukunikela ngethiyetha entsha ejongene neengxaki zentliziyo kunye neskena esijonga ukubetha kwentliziyo.
- Izixhobo ezibalulekileyo zithengiwe kuqukwe nomatshini wokujonga umhlaza webele, neneuro-navigation system (inkqubo yokujonga ukhakhayi nomchachazo womhlana ngezixhobo ezifana nekhompyutha xa kusenziwa utyando kwezi ndawo) neneuro-surgery nezixhobo ezilungiselelwe xa amanzi ebuya umva xa isigulane sisithiwa amanzi kunyango lwezintso.
- Kwezolonwabo, eziphambili yaba zezi i-Open Day (umcimbi woSuku oluvuleleke kuWonkewonke), umsitho wabasebenzi wokuvala unyaka kunye nomsitho weGosa loLawulo eliyiNtloko (CEO ball).

Ngeli xesha aba basebenzi balandelayo bathatha umhlala phantsi:

- UMnu Desmond Matthews : Isekela lomphathi oyiNtloko kwicandelo leeNkonzo zobuNjineli
- UNkskz. Conelle Ford : Intloko yaseKhemesti
- UGqr Richard Muller : uManejala weNkonzo zoNyango
- UProf Shaheen Mehtar : Ingcali kwicandelo lezifo ezosulelayo, ukhuselo nendlela yokuzinqanda

Iyabulelwa kakhulu inxaxheba yabo kwiSibhedlele iTygerberg, kwaye ndibanqwenelela ukuba balonwabele ixesha labo lokudla umhlala phantsi.

Okokugqibela, ndiqwenela ukubulela bonke abasebenzi ngokusebenza nzima kwabo nokuzinikela kwabo kumsebenzi nofikelele kwinqanaba eliphezulu kwizinto ezininzi ezibe yimpumelelo nezenziweyo njengoko kuchaziwe kolu xhwebhu lwengxelo yonyaka.



ICANDELO LEZEMALI

**Isishwankathelo Sezemali Sesibhedlele:
2011/2012****UMLawuli: uMnu Touflek Salie**

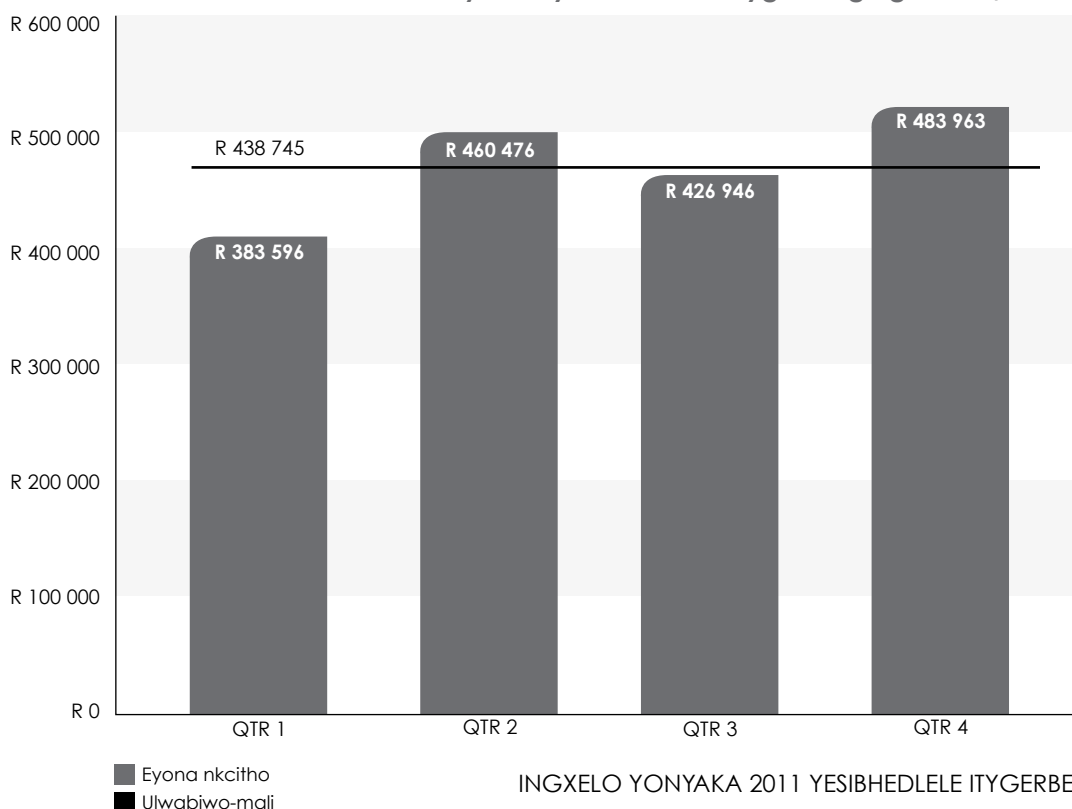
ISibhedlele iTygerberg lelona ziko-mpilo ekukuphela kwalo ukubalikhulu eNtshona Koloni. Imali elibonelelwa ngayo isuka kwi-NTSG (iinkonzo ezizodwa zezibhedlele ezikhulu), i-HPDTG (uqeqesho olusesikweni) kanti inxalenye ivela kwiSabelo sePhondo. Esinye isabelo esincinane sisuka kwiNTSG.

**Isishwankathelo seziPhumo zeNgxelo yeMali
zoNyaka zeSibhedlele: 2011/2012.**

	UHLAHLO-MALI	EYONA	ENXAXHILEYO	%
Inkcitho	R1 756,1 m.	R1 755,0 m.	R1,1 m.	0,06%
Ingeniso	R92,0 m.	R102,0 m.	R10,0 m.	10,8%

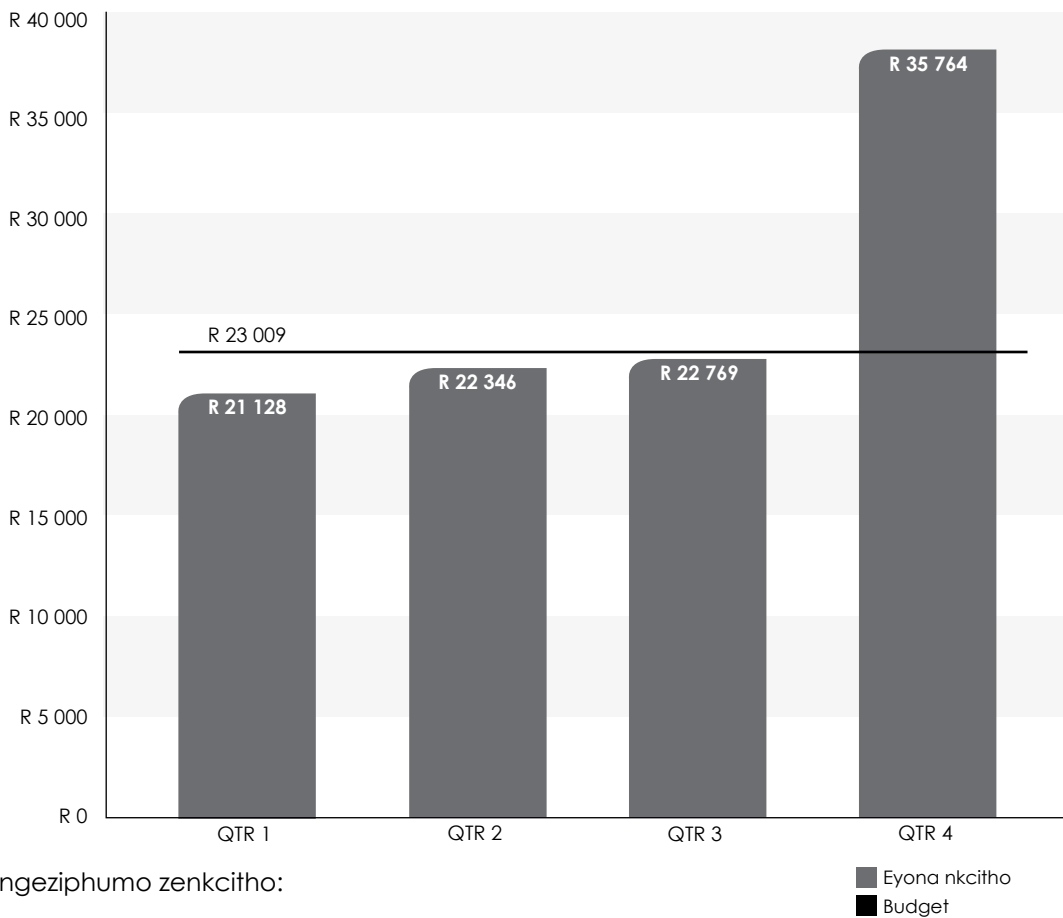
Iziphumo ezithe zaphunyezwa zibonisa ukuba isibhedlele siphumelele ekuboneleleni izigulane ngonyango elufuneka lonke ixesha (iingcali zonyango kunye nabasebenzi bezempilo ngokubanzi), uqeqesho lweengcali kunye nophando ngezonyango oko kusenziwa ngembonelo mali engonelanga. Eyona nkcitho yayimalunga ne R1.1m, ngaphantsi kohlalo-mali, into ethetha ukuba yayingaphantsi komlinganiselo opheleleyo. Isizathu soko yayikukuba zavala msinyane iincwadi zeli candelo lemali. Kambe nakuba kunjalo, ingaki yomthwalo wezigulane ethe chu kananjalo nomthwalo ongaginyekiyo weemeko zoqoqosho olusoloko lungemanga kakuhle, (Kwihlabathi nakweli), imilinganiselo enyukileyo ye-currency exchange, neyenzala-mali, i-energy/oyile kunye ne-Health Inflation Index ephezulu iya kuba ngumngeni nakwixesha elizayo.

Okubonakliswe kwigrafu mayela nenkcitho yekota, kubanakalisa ukunyuka kwekota yesibini neyesine, into ke leyo ethe yenziwa yintlawulo ethe yenzeka ukususela kwesele zadlula, ukuhlawulelwa kwezixhobo ezikhulu nokubhatalwa ngokupheleleyo kwezikwelifi.

Isishwankathelo seNkcitho yonke yeSibhedlele iTygerberg ngo-2011/2012

Eyona ngeniso ivela kwiRoad Accident Fund, iMedical Aid Schemes, amacandelo karhulumente kunye nakwisigulane ngasinye. Imbonakalo yengeniso yegrafikhi inyuke isikakhulu kwikota yokugqibela ngenxa yokungena kwemali eyikheshi evela kwa-RAF, into ebonise ukuba kuye kwakho imali ebuyayo eyi-R10,0m (10.9%) xa ithelekiswa neyango-2011/2012.

Isishwankathelo seNgeniso yonke yeSibhedlele iTygerberg ngo-2011/2012



Ukuchaza ngeziphumo zenkcitho:

1. Ukufunwa kwabasebenzi kunye nenkcitho kubasebenzi:

INKCITHO NGABASEBENZI	UHLAHLO-MALI	EYONA	ENXAXHILEYO	%
Abakwa-Persal	R1 170,9 m.	R1 174,4 m.	R3,5 m.	-0,3%
Abasebenzi abahlanganisiweyo	R43,2 m.	R44,3 m.	R1,1 m.	-2,6%
Abasebenzi abavela kwii-Arhente	R16,9 m.	R18,7 m.	R1,8m.	-10,9%
Bebonke	R1 231,0 m.	R1 237,5 m.	R6,5 m.	-0,5%

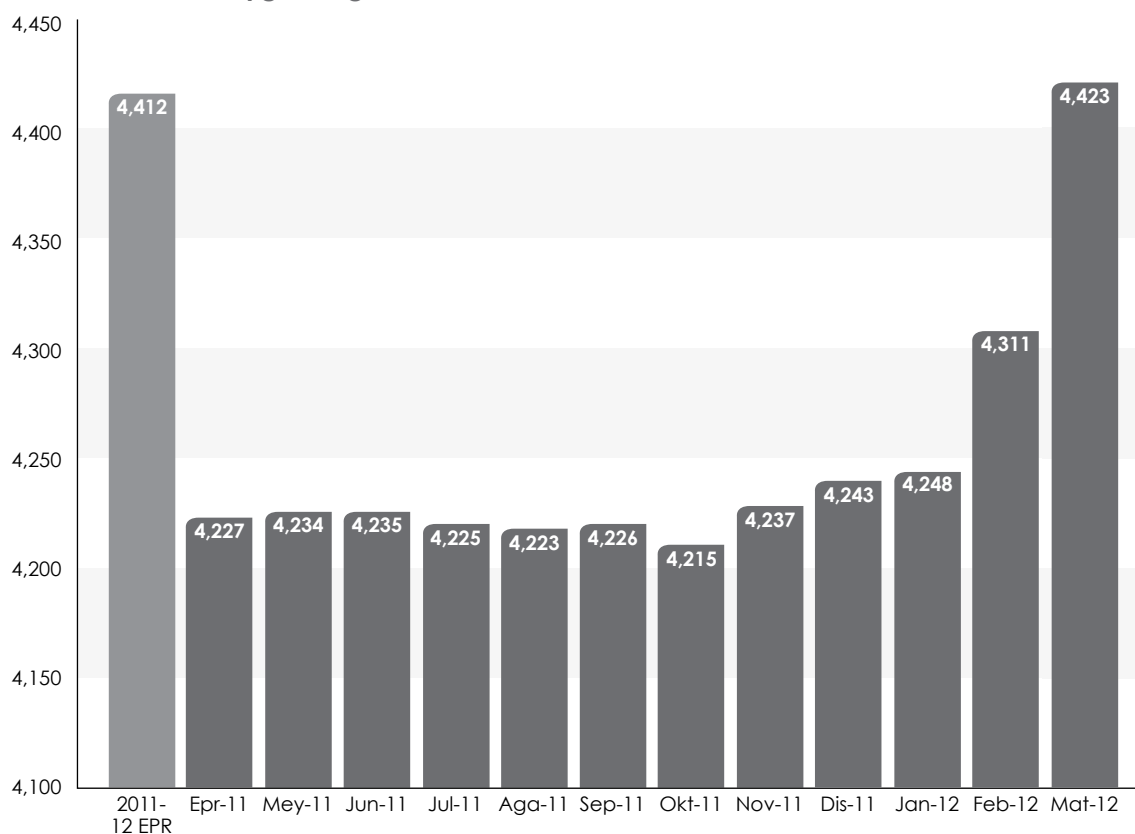
Inani labasebenzi basesibhedlele, limi kuma- 42 52 kunyaka ophela ngoMatshi 2012, landa ngama-22 (0.5%) ukususela ku-Epreli 2011, ingakumbi kwizikhundla zoKonga nezoNyango. Kodwa nokuba kunjalo, umlinganiselo useyi-3.7% ngaphantsi kuLuhlu oluvunyiweyo lweZikhundla –Approved Post List (APL).

Ukulungiswa kwe-ICS ngokubanzi kwimivuzo yabasebenzi bonke iye yamkelwa ngothakazelelo ngabasebenzi bonke.

Imfuneko yokusebenzisa abasebenzi bee-arhente ebudeni bonyaka kwakungenxa yokunqongophala kwabo esizweni. Eyona nto ithe yacwangciswa ngaphaya koku kukuba kuqeshwe ngokupheleleyo abasebenzi abanemfundo efanayo neyokonga.

Isivumelwano esiHlanganyelweyo esimacala maninzi kunye neeYunivesithi neeTeknikoni sigqityiwe

Isibhedlele ITygerberg Umzila Wabasebenzi



2. IiMpahla neeNkonzo (iindleko ezingabandakanyi zindleko ze-arhente):

	UHLAHLO-MALI	EYONA	ENXAXHILEYO	%
IiMpahla neeNkonzo	R489,3 m.	R482,2 m.	R7,1 m.	1,5%

Thindleko ezinganeno zeempahla neenkonzo kufuneka zibonwe ngokwemeko yenkcitho egqithisileyo kwiindleko zabasebenzi.

Ubume benkcitho ezingundoqo

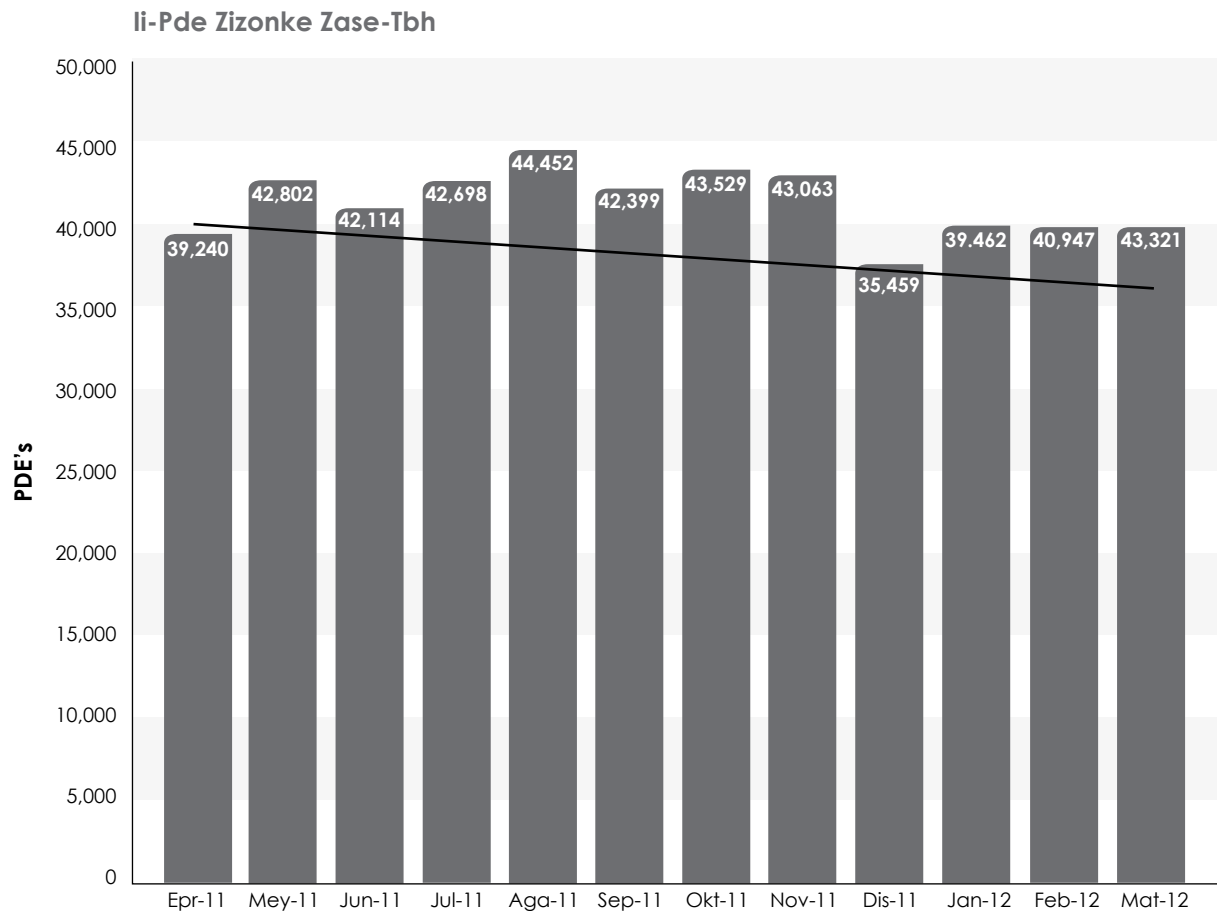
	EYONA 2010/11	EYONA NKCITHO 2011/12
IiNkonzo zaseLebhu	R71,7 m.	R66,0 m.
IGazi nemveliso zeGazi	R43,3 m.	R50,9 m.
Izinto zaseKhemesti	R65,8 m.	R63,1 m.
UbuNjineli noLungiso lweeNkonzo	R36,0 m.	R35,0 m.
Izinto ezisetyenziswayo zoNyango/uTyando	R145,4 m.	R148,5 m.
Izinto zokubasa zeSteam, iGesi noMbane	R46,7 m.	R46,7 m.
IiNkonzo zeNkxaso	R26,5 m.	R26,5 m.

linkqubo zezigulane ngokuthelekisa nonyaka odlulileyo:

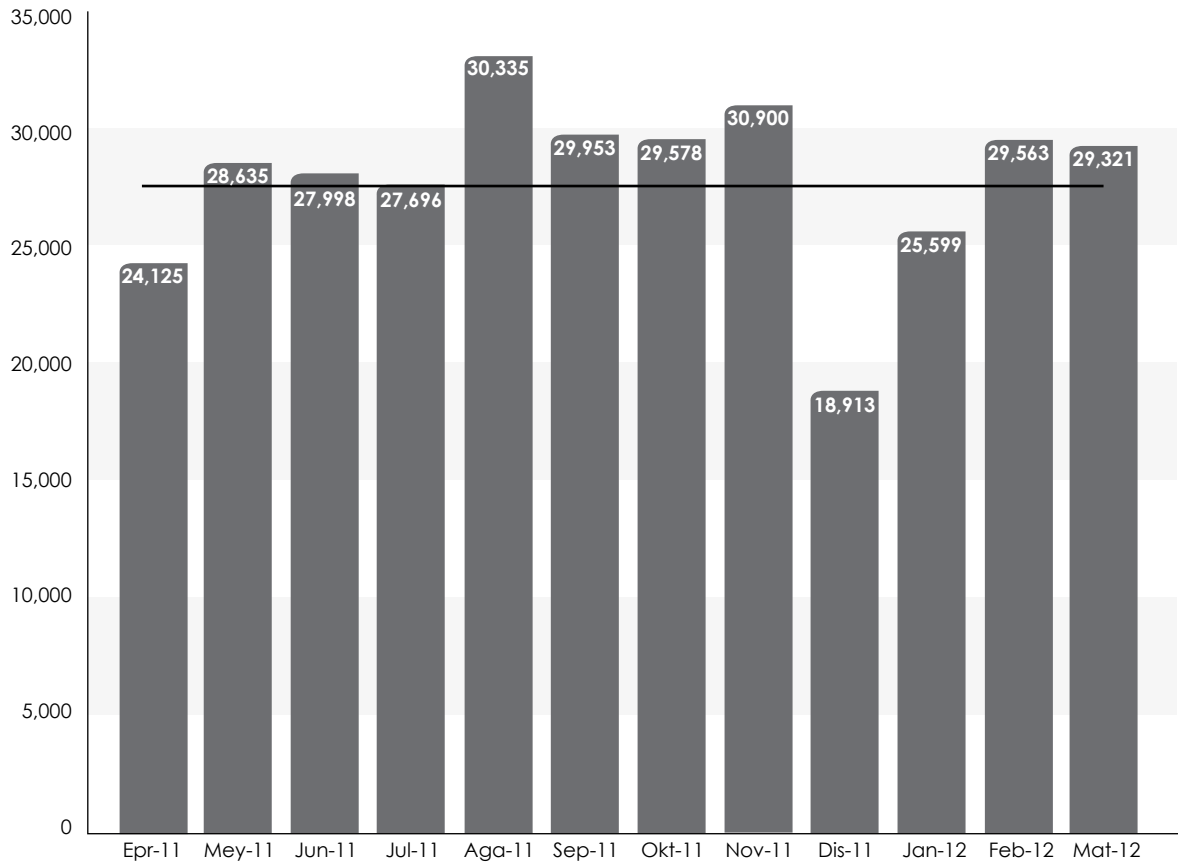
	2010/11	2011/12
iPDE's	512 160	499 486
ULwamkelo	60 637	61 740
liNtsuku zezigulane	375 475	375 622
i-OPD Headcount	317 300	315 264

lindleko ngokwe-PDE

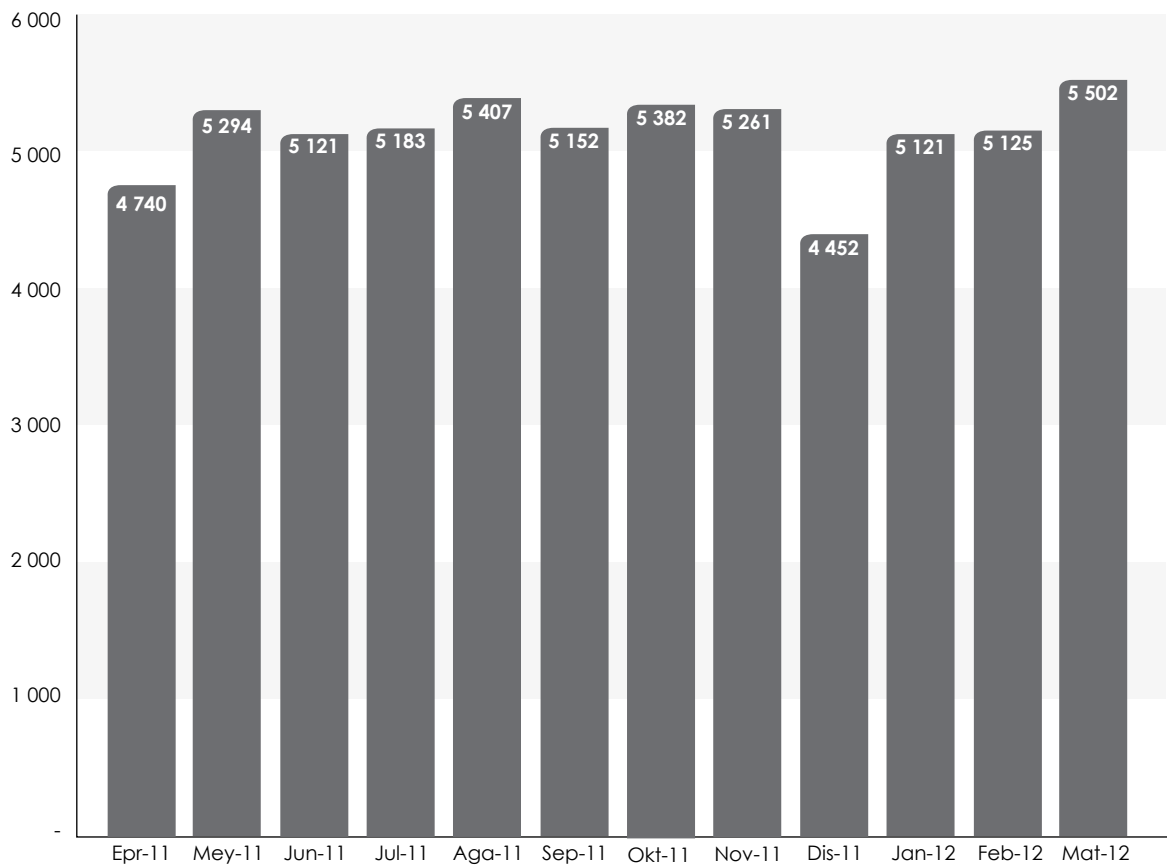
- lindleko zizonke zePDE R 3 537
- EzeLebhu R 133
- EzaseKhemesti R 127
- Igazi R 103
- Amayeza R 88
- Omayeza otyando R 190



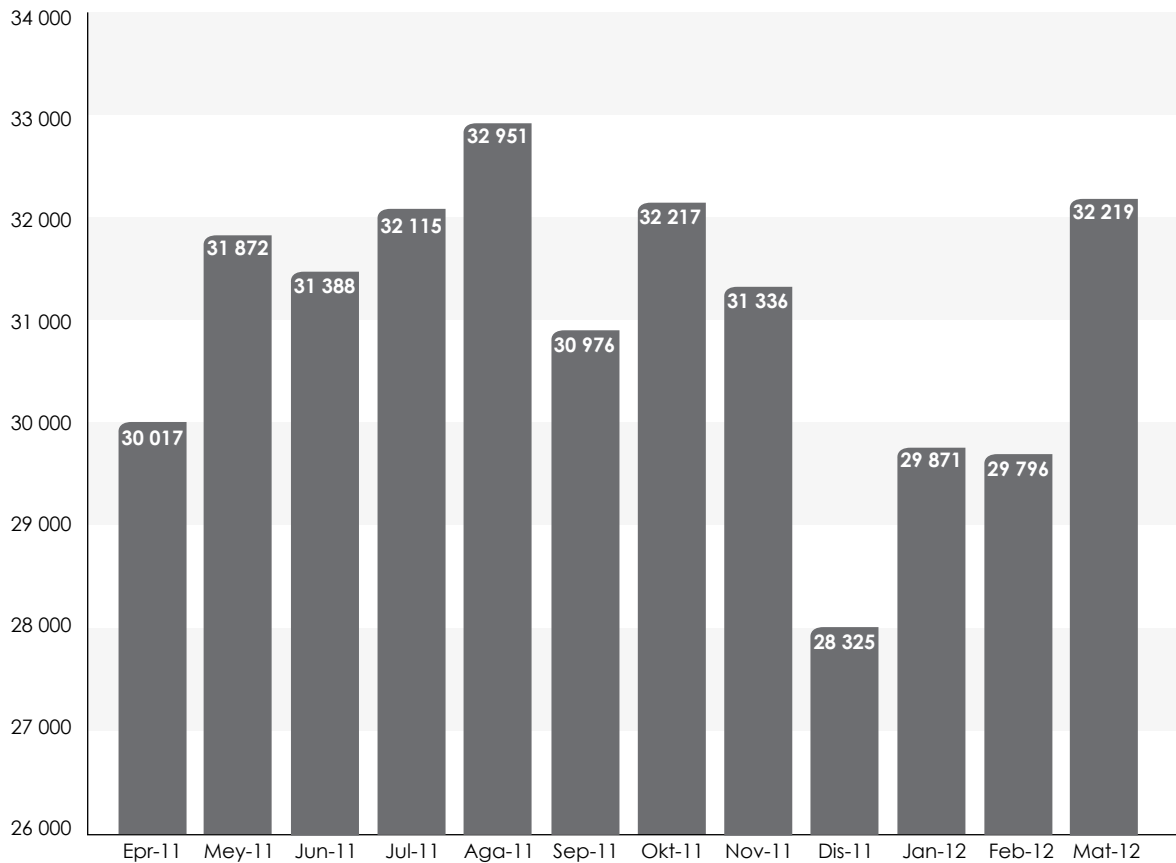
Izigulane Zizonke Ezis-Opd E-TBH



Umzila Wabangeniswe E-TBH



Umzila Weentsuku Zezigulane Ezilaliswayo E-TBH



3. Izixhobo ezikhulu:

Ukwangeza koku imali ekuhlahlo-mali eyathenga izixhobo ezikhulu, iSibhedlele iTygerberg yaye yancedwa ngabaxhasi besisa, iPET CT SCAN neKxaso-mali yeBhodi yeSibhedlele.

Imali yecandelo eyinkunzi

R33,6 m.

Izinto eziphambili ezathengwayo:

- Isixhobo ekuthiwa yiMedical and Allied Equipment R27,2 m.
- iComputer Hardware R3,2 m.
- Izixhobo zeKhitshi neFenitshala R1,2 m.

Sisonke isibonelelo sokuPhucula iNkonzo zeNqanaba lesithathu lonyango **R35,7 m.**

Imali yokubonelela i-MTS kwaye kwaqhutyekwa ngayo ukuze isetyenziswe ikakhulu ekuphuculeni i-Radiological Imaging Technology kuwo onke amaziko-mpilo amakhulu. ISibhedlele iTygerberg saxhamla ama-R13,555m ngokwezinto ezifunyanwa kwii-Scopes nakwi Stakes, ukulungiswa kwezixhobo zenkqubo ye Hermes, i-IT hardware for PACS/RIS, PET/ CT Scanner kunye nokuqhubeka kukhutshwa i-Open text ECM system.

ICandelo loMlawuli wezeMali:**Izinto eziphawulekayo ebudeni bonyaka:**

- Amalungu amathathu ongezwelelweyo azibandakanya neqela lezemali: Umlawuli oNcedisayo wee-Asethi, iGosa loLawulo lee-Asethi kunye nomabhalane wezentengo.
- Eli candelo liye layiphumeza inkqubo yophicotho olungenagxeke ngo-2011/2012 de lafumana isiqinisekiso kuMphicothi–Jikelele ngempucuko ebalaseleyo kwiziphumo zophicotho. Iindawo ezixhalabisayo nezifuna ukuqwalaselwa kukuthobela imimiselo nemiqathango yomthetho ngalo lonke ixesha.
- Icandelo eli liye lasungula iyuniti yolawulo yogqithiselo yaza yaqesha abasebenzi bokujonga izinto eziqale zaphicothwa kwizibhedlele ukuqinisekisa ukuba yonke imimiselo nemiqathango yomthetho kukhawulelenwe. Oku kube negalelo elihle.
- Kwaqhutywa uqeqesho kubafundi abaseluqeqeshweni abalithoba (9) abasuka kwiiYunivesithi neeTeknikoni ngokolandelana.
- ISibhedlele saseKhayelitsha sisonke sasisuka kwiSibhedlele iTygerberg saza safudukela kwiSibhedlele esitsha saseKhayelitsha.

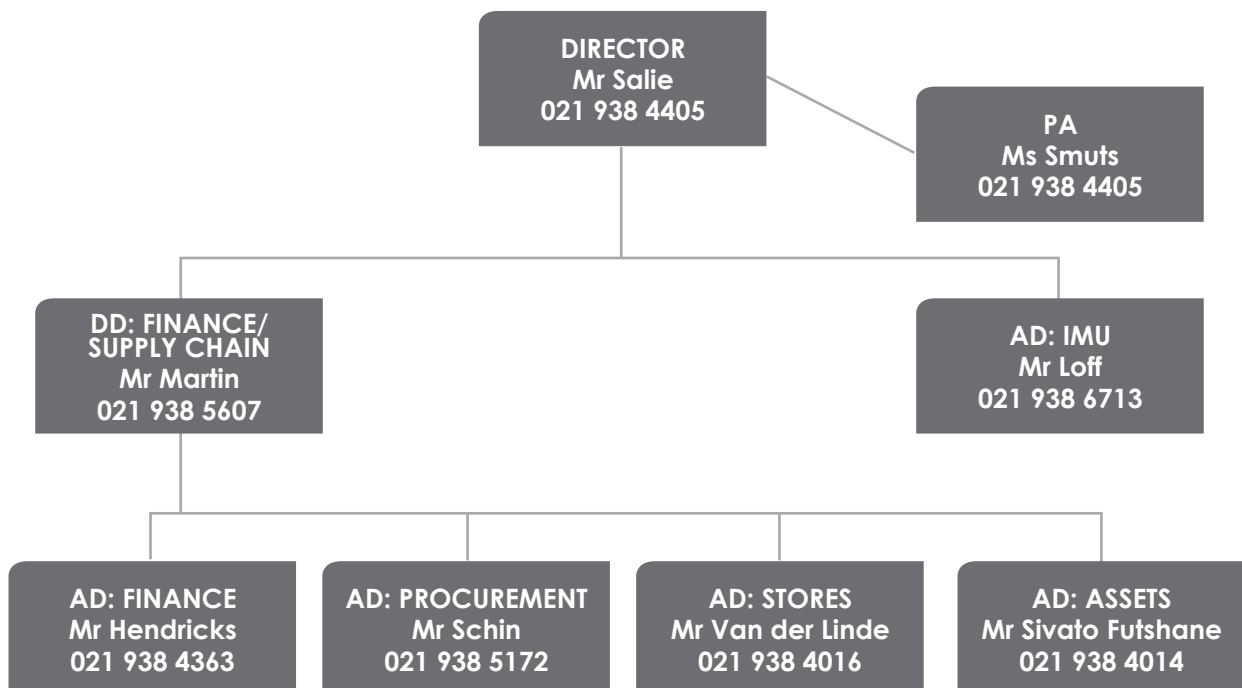
Umbono

Kukuba luphawu abaya kuthi ngalo bakwazi ukuzilinganisa namanye amaCandelo ezeMali.

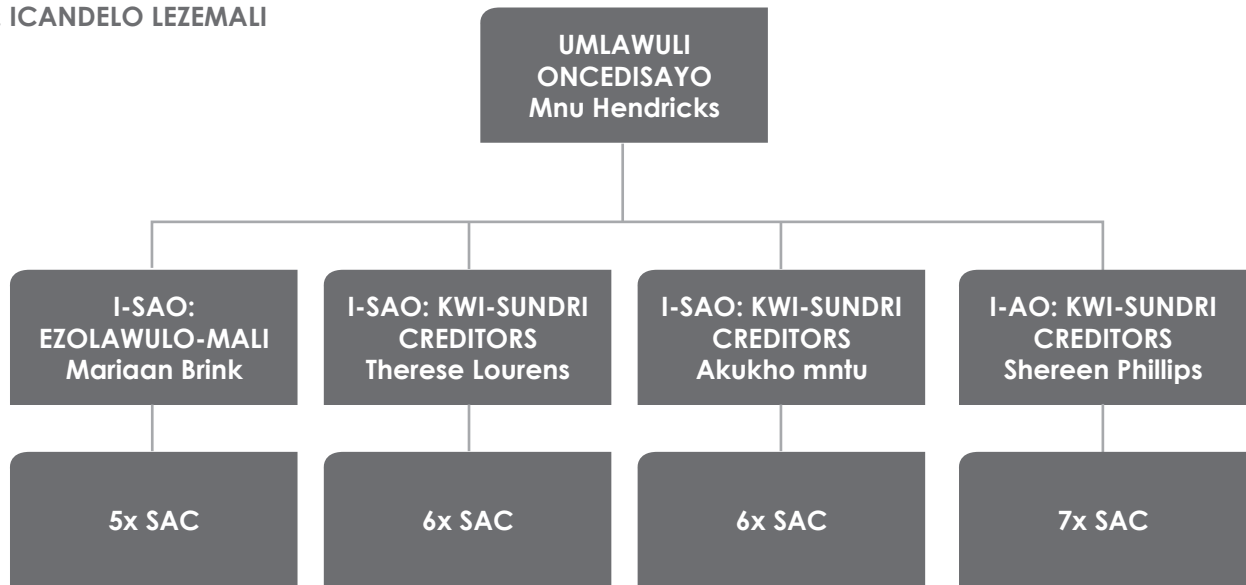
Injongo / UMnqophiso

Sisoloko sisebenzela ukwenza iinkqubo ezifikelela kumgangatho wehlabathi zecandelo lezemali, Icandelo iSupply Chain and Information Management (ezona zakhono ziphambili):

- Ukuyinika ingqalelo nokunamathela kweyona migangatho yamkelekileyo yentembeko, nokuthembeka, ukusebenza ngokuphandle nembeko.
- Ukuthobela ngalo lonke ixesha imimiselo nemiqathango esemthethweni.
- Ukusebenzisa imilinganiselo yolawulo lwangaphakathi kunye nemilinganiselo edala kubekho imiqobo kuhlalo lwabiwo-mali.
- Ukukhuthaza amaqondo aphezulu okuthenga ngendlela enengqiqo kwaneenkqubo zemali ngendlela efanelekileyo ngemijikelo emiselweyo.
- Ukukhuthaza ubudlelane, ukusebenzisana nokubambana ukuphumeza iinjongo ekujoliswe kuzo.
- Ukuxhobisa ngezakhono zolawulo nezokusebenza ezisemgangathweni ukwenza oomanejala bakwazi ukuthatha izigqibo ezichanekileyo zokulungisa.

UBUME BOLWAKHIWO LWABASEBENZI BEZEMALI

1. ICANDELO LEZEMALI



ICandelo lezeMali lisoloko lijongene neengxaki azandayo ngenxa yokusilela ukuthobela imimiselo eyahlukeneyo zecandelo lonondyebo, into leyo ebe sisiphumo esifunyaniswe nguMphicothi –Jikelele.

Oku kubeka uxanduva olongezelekileyo kwicandelo ukuze likhawulelanenemimiselo yayo kubaniki-nkonzo nasekuqinisekiseni ukuba liyenze imisebenzi yalo ngokufanelekileyo ngaphandle kokuchaphazela kakubi abaniki-nkonzo balo.

Icandelo eli lisoloko lijongene nokuchasa ukubambezeleka kweentlawulo kwaye liqinisekise ukuba abaniki zinkonzo bahlawulwe kwisithuba seentsuku ezingama-30.

Owona mceli mngeni kweli candelwana lomlawuli kukuphepha ukongezeka komthwalo nomsebenzi ongakhona, ukubambezeleka, ukuphosa imihla ekumele zigqibeke ngayo izinto nokuhamba kade ekwenzeni iintlawulo zabaniki-nkonzo. Le miceli mngeni yaye yalawuleka ngenxa yolwakhiwo noqeqesho kwabasebenzi kunye nokuzinikela kwabo ukuze kugcinwe umsebenzi owenziwayo usemgangathweni ofanelekileyo.

Xa iGosa eliyiNtloko lezeMali lalicele iSibhedlele iTygerberg ukuba senze intlawulo kuMatshi 2012 ukuphumelelisa ukongela icandelo imali obekuqikelelwe, abasebenzi abazinikeleyo becandelo leSundry Creditors bakwazile ukuyihlawula imali exabisa ama-R26m kuMatshi 2012.

I-Sundry Creditors zenze intlawulo yama 52 634 yee-invoyisi kunyaka-mali 2011/12.

Eyona nto bekujoliswe kuyo kukunciphisa ityala labasebenzi ngama-40%, oku kwaye kwaphunyezwa.

Kwakukho iimeko ezingama-328 exabiso lemali ekwi-R1 589 789. Ziimeko ezingama-143 kuphela ezathi zashiyeka ekupheleni koMatshi 201, oku kubonisa umlinganiselo ongama-56% wezo zaye zaphunyezwa.

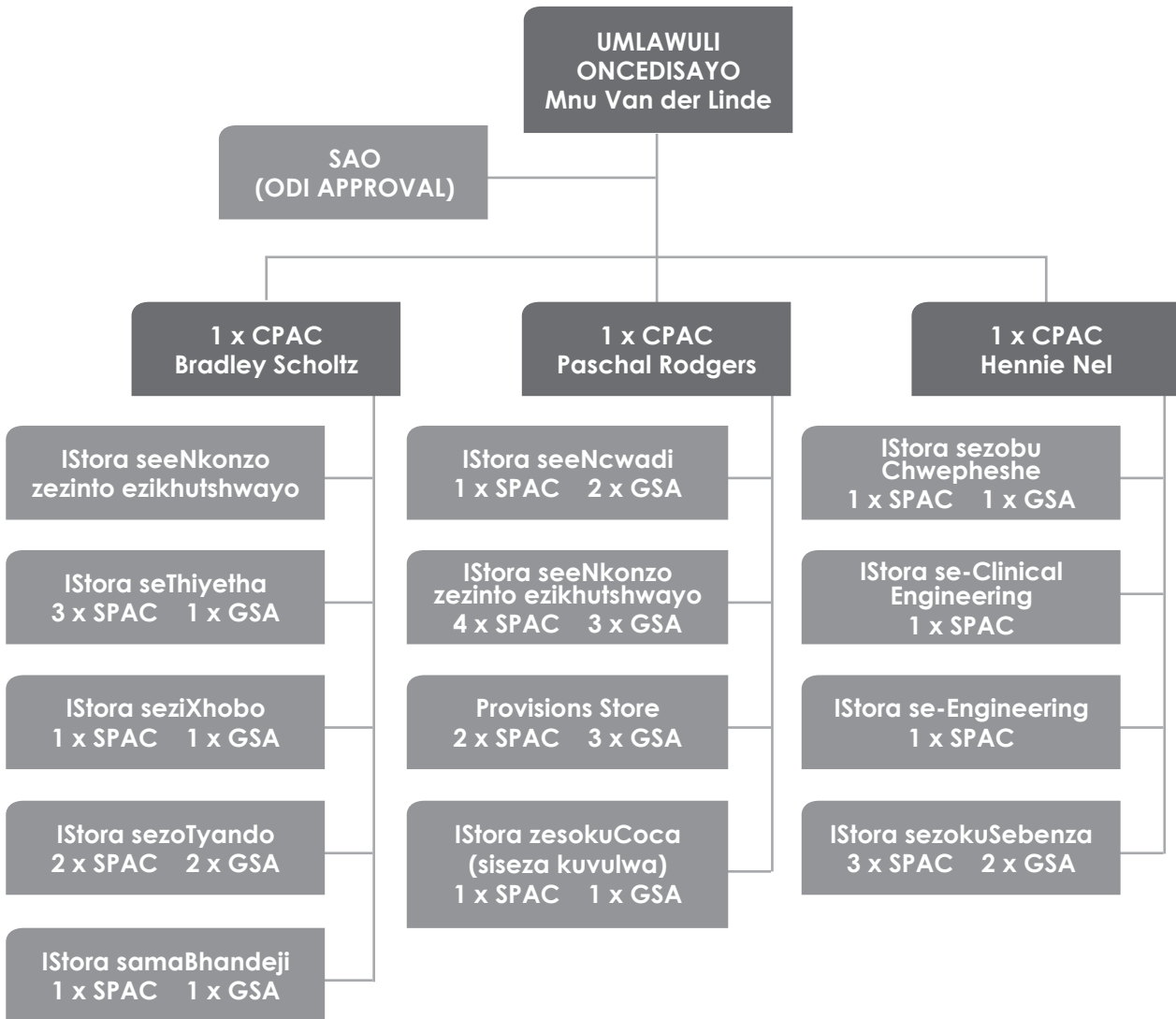
li-asethi neeMfanelo zamaTyala

- Ekuqaleni konyaka ixabiso lemali elalingama-R535 736 lacuthwa ngama-78% ukuya kuma-R118 452 ekupheleni konyaka ophela ngoMatshi 2012.

IYunithi le yaye yakwazi ukukhawulelana nemimiselo yayo yokunika ingxelo ngokubhekiselele kubume bee-Asethi kunye neeMfanelo zamaTyala phakathi kwezinye izinto, iingxelo ze-IYM, ukufakwa kwohlahlo-mali kwi-BAS.

Izinto ezithe zonyuka ekusafuneka zihlawulwe ekupheleni koNyaka yi-R26m kunaxa kuthelekiswa nenyaka-mali odlulileyo apho yayiyi-R52.2m. Isixa-mali esi sasicuthwe ngokubonakalayo ngama-50.2%. Intlanganiselo yenyanga emalunga nezinto ezithi zinyuke imana ihlala ukulandelela imali ezingekabhatalwa.

2. ULAWULO LOMJIKELO WEENTENGO: I-STOCK HOLDING STORES



I-stockholding store ezilishumi, ezizezi, eseZibonelelo, esezoTyando, esamaBhandeji, eseeMpahla eziChithwayo, esezinto zobuChwepheshe nezoNyango, ezokuBhala, ezobuNjineli, CSSD kunye nesezinto zaseThiyetha kuqukwa nezitora ezibini zezinto zekhitshi ezigcina izinto ezi-odolweyo ezixabisa ama-R62m. Amagumbi amakhulu angangowe stockholding abeke ii-odolo ezixabisa i-R416 m. Ixabiso lestock holding ekupheleni koMatshi 2012 lalifikelela kwi-R15m.

Sayenza ngempumelelo injongo yezitora zokunika inkxaso kubaLawuli beSibhedlele nakwezinye iinkalo ezimalunga noLawulo lweZitora.

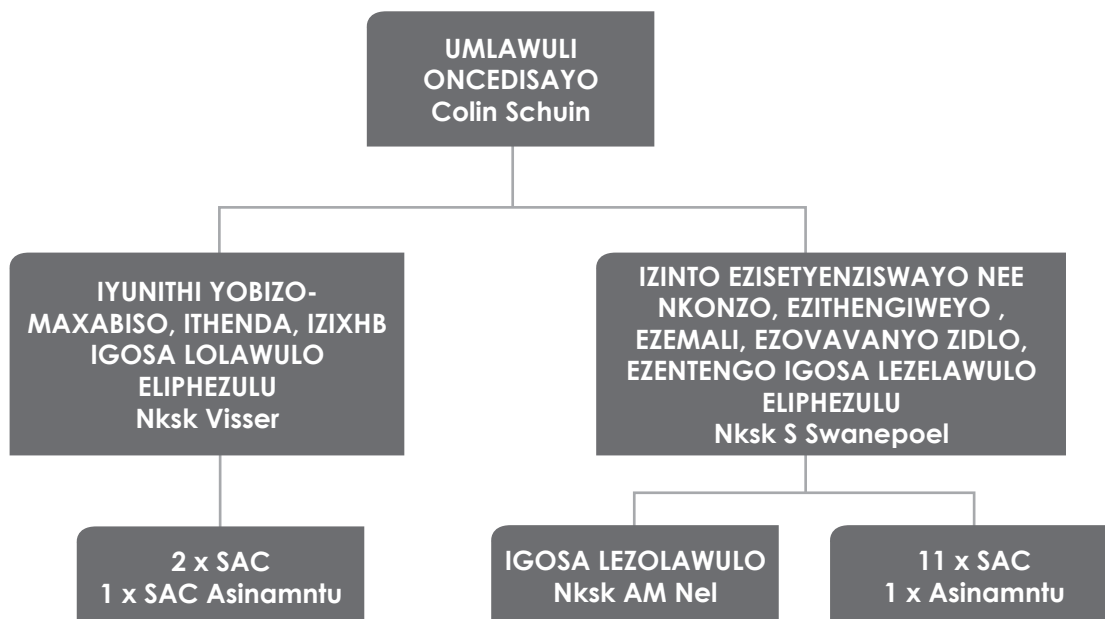
Kwaye kwa-odolwa iimpahla ngempumelelo amatyeli amabini, phakathi enyakeni nasekupheleni konyaka, apho kwaye kwathengwa izinto ezahlukeneyo ezingephi kunye nezo zihlala zithengwa, le ntengo isenziwa ngoomanejala abane kwiivenkile ezahlukeneyo. Intlanganisano emalunga nokuzinikela iye yasekwa ukuze kunikwe ingxelo ephathelelene nee-odolo ezingekenziwa.

Okokuqala ukubala zonke izinto ngokuziphawula kwizitora zeNjineli/zoLungiso kuye kwenziwa kwaza kwafakwa estokhweni. Indawo yokugcina kwiZitora eziKhulu kusoloko kuyingxaki enkulu kwaye sifumene indawo ekhuselekileyo yokugcina eProtea Court kumgangatho osezantsi apho siya kuzibeka khona izinto zethu ezinkulu. Ngokujongana nempilo yabasebenzi bezitora iithayili zaphantsi ezingenzi ngxolo kangako zafakelwa, ezixabisa ama- R 65 000.

Ukufakelwa kweeshelufa zokubeka izinto ezinkulu, ezixabisa ama – R205 000, zenze kwaphinda phindeka indawo enkulu yokupakisha. Le nto yaye yafaka ukuzidla kwabasebenzi kwaye yanyusa nomdla wabo.

Omnye wabathathu we-General Stores Assistants ugqibe ngempumelelo ibanga le – 12 ngokufunda nge ABET.

3. ULAWULO LOMJIKELO WEENTENGO: IINTENGO



Ukuthengwa Kwezixhobo

Kwaye kwafunyanwa imali yezixhobo ezikhulu efikelela kuma-R33.549 yezigidi kunye ne-R5 yeezigidi yesi sixhobo sikhoyo ngoku.

Ubizo-maxabiso iyonke yayifikelela kuma-31 (ngaphezu kwamaR500 000) luxabisa ama-R28 107 504.55, yayikhutshwe ngonyaka-mali 2011/2012.

Izixhobo ezazixabisa phakathi kwama-R100 000 – R500 000 zizonke kwaza kwamiselwa ukwenziwa iinkqubo ezingama-38 zobizo maxabiso “ezincinane” emva koko kwa-odolwa ezixabisa ama-R9 473 028.

Izixhobo ezikhulu zathengwa kunyaka-mali 2011/2012 zezi:

1x iDigital Mammography Unit kuxabisa R4.391 million

1x iNeuronavigation System for Neurosurgery kuxabisa R1.938 million

1x iDigital Pulmonary Lung Function Analyses System kuxabisa R1.156 million

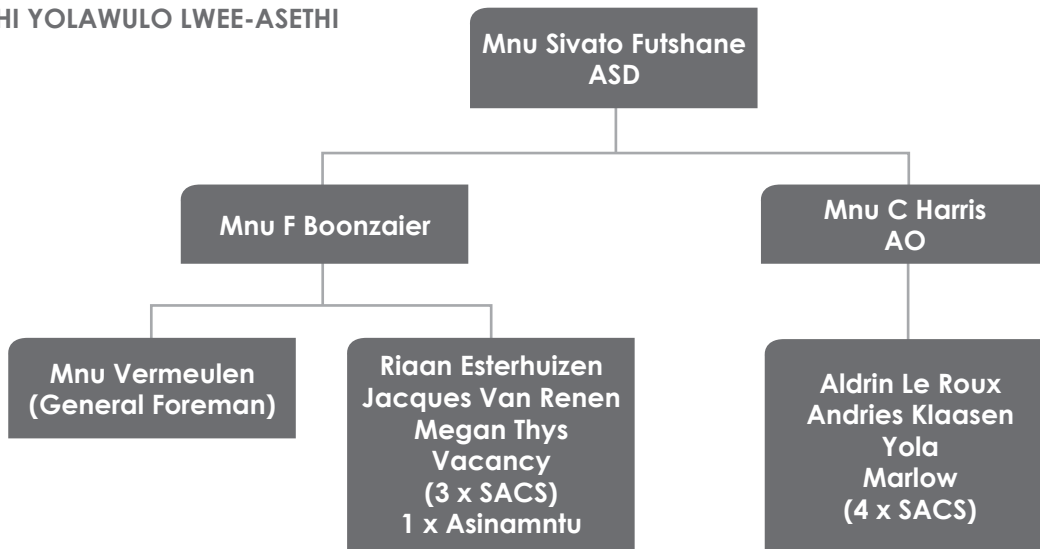
Intengo ngegranti yeMedium-Term Strategy (MTS):

Isixhobo se-Gastroenterology	R 2 287 580
iMobile C-Arm for Urology	R 983 830
iPACS: Izixhobo zeKhompyutha	R 1 085 264
iPET-CT: izixhobo nefenitshala eyongezweyo yaseLabhu	R 3 785 598
	<hr/>
	R 8 142 272

Ukuthengwa kweMpahla neeNkonzo

Zizonke izinto eza-odolwayo zingama-28 643 ngo-2011/2012.

4. IYUNITHI YOLAWULO LWEE-ASETHI



Kwisixa esikhulu sonyaka-mali, iYunithi le ayibanga nazo izikhundla ezifanelekileyo soMlawuli oNcedisayo kwaneGosa eliBalayo. Ezi zikhundla zibini zazaliswa ngoMeyi 2012 nangoMatshi 2012 ngokulandelanayo.

Le Yunithi ibe neGosa loLawulo eliPhezulukunye nooMabhalane abasi-8 ndawonye neforimani ekwisikhundla esiphezulu ejongene nento yonke.

Ngaphandle nje kwezi ngxaki, iYunithi iye yaphumelela ukulwenza ubalo lwayo lwee-asethi lonyaka kananjalo yaqinisekisa ukuba iiasethi ezaphukileyo zichithwa ngendlela ekhuselekileyo ngemali eyabayi-R17m.

Ii-asethi ezithe zathengiswa ebezisele ziphelelwe zenza imali elinganiselwa kwi-R 190 000

Le Yunithi, ithe phantsi kwesikhokelo seCandelo loMlawuli wezeMali, yaphumelela ukuyenza inkqubo yokulungelelanisa imali elityala yee-Asethi ezinkulu nee-Asethi eziNcinane.

Ii-asethi ezinkulu: 9 403 R402 m.

Ii-asethi ezincinane: 59 558 R69,5 m.

Iinkqubo yokuhambisa iziNtlu zee-Asethi ezaHlukeneyo kumasebe azisebenzisayo sele iqalisiwe. Injongo yoluhlu kukwenza abazisebenzisayo bakwazi ukuphendula ngee-asethi ezikwindawo zabo.

Uxanduva lomsebenzisi kukuqinisekisa ukuba oku kusetyenziselwa iinjongo ezizizo, iphethwe ngendlela, ukulondolozwa kwee-asethi nokulondolozwa kwayo.

5. IYUNITHI YOLAWULO ZINKCUKACHA

I-Information Management Unit (IMU) inamacandelo ama-3, abizwa ngele-Financial Cost Centres, ele-IT Hardware kunye ne-Patient Statistics. Le yunithi umsebenzi wayo ophambili kukulawula iinkcukacha nedatha zeenkqubo ezisemthethweni zeSibhedlele iTygerberg kwanokunceda kucwangciso nasekuqaliseni ukusetyenziswa kwe-hardware ne-software yekhompyutha. Eli candelo lisebenzisana nele-Patient Administration ukuqinisekisa ukuba iinkcukacha zezigulane ziphathwa ngendlela eseqophelweni eliphezulu. Iinkcukacha zezigulane ziye zikhankanywe kwiintlanganiso zeFBU, nakwiiforam ze-M&E nakweze-NTSG.

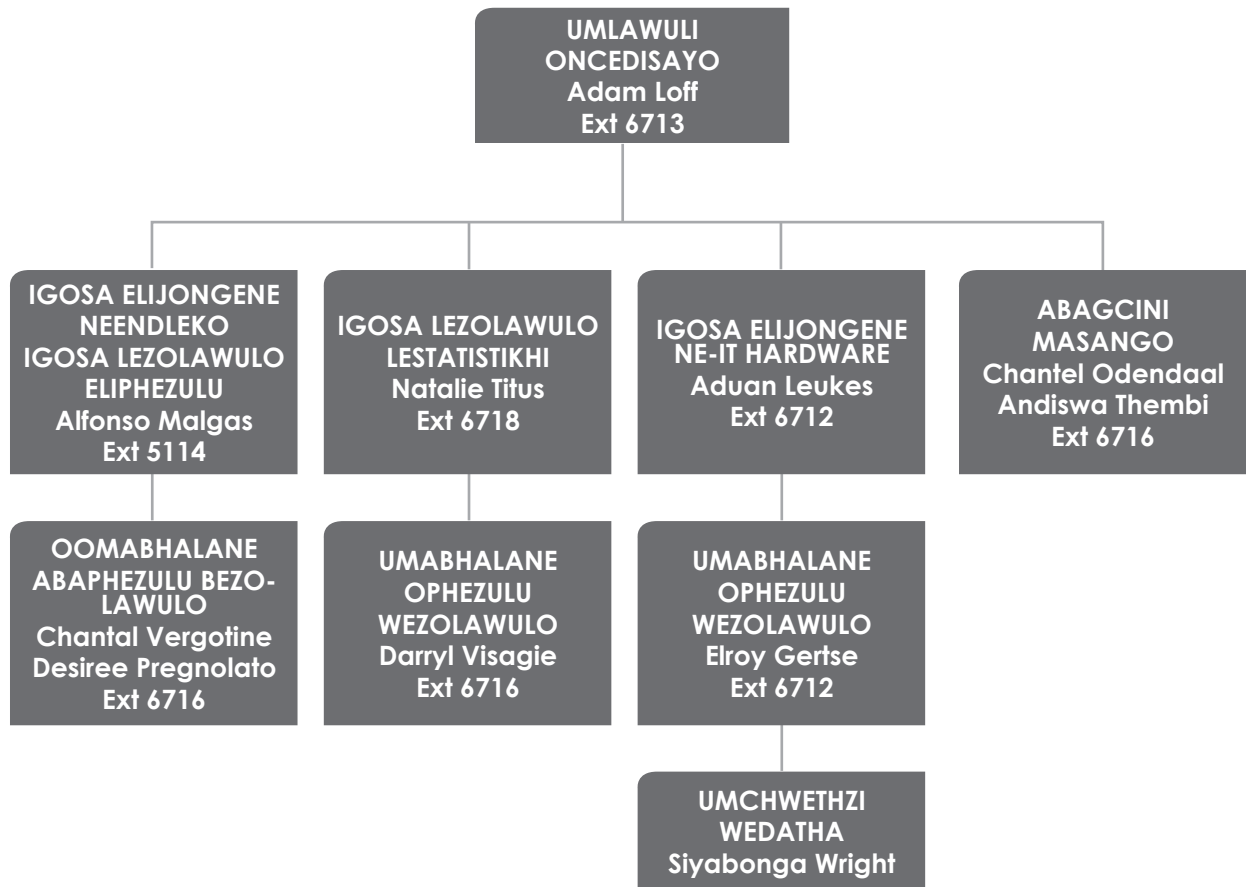
Icandelo le-Hardware lakwazi ukufikelela kwi-Internet Café kwaye liyasebenza kwakhona. Kwathengwa iikhompyutha (desktops) ezingama-450 kunye neeprinta ezingama-200 ukukhawulelana nokuxinga kwezinto ze-DITCOM. Ukumiselwa kweqeqesho lwe-CCR kwenziwa licandelo elijongene neendleko, iCost Centre, kanti inani labaxhamli lafumana uqeqesho ngonyaka-mali 2011/2012. Oku kwaqgibela ngokuba kukwenziwa kweenkqubo ebezisenziwa ngesandla zibe kwinkqubo ye-elektronika ukuze kuxhamle abantu abakusebenzisayo oku ngobuninzi babo. Luya kuqhutywa uqeqesho wonke unyaka-mali omtsha.

AbaGcini-sango badlale indima enkulu ekumiselweni kwe-Functional Business Unit (FBU) ngokuhlalutya, bacacise, bashwankathele bandlale imiba ebanzi yezemali kunye nezomsebenzi ngendlela eya kuqondakala neyaxhaswa ngokufanelekileyo ngabalawuli be-FBU. Icandelo elijongene neNkcazo-manani yeZigulane zancedise ngempumelelo kananjalo lamisela ukusetyenziswa kwe-Theatre Module kwi-CLINICOM. Imodyuli entsha iya kunceda ulawulo lweThiyetha ngokunika ingxelo echanekileyo ngeenkqubo zotyando ezenziweyo kwithiyetha yotyando, kananjalo nakwithiyetha entsha ephathelele nezinto zeNkcazo-manani ePhondo naweSizwe.

Eyona asethi ingcono yale Yuniti ngabasebenzi bayo, abasebancinane, nabanolwazi okuphangaleleyo yaye bezinikela ekuphuculeni inkonzo yezempilo yeSibhedlele iTygerberg.

Izincomo eziya kubasebenzi beYuniti zibandakanya aba bantu balandelayo:

IINKCUKACHA NGOLWAKHIWO LWEYUNITHI YOLAWULO



UMkhomba-ndlela ngo2012/2013

ISEBE LEZEMPILLO LAFUMANA ESONA SABELO SIKHULU SEMALI ESISI-R14, 632 YEEBHILIYONI (36.69%) KUHLAHLA LWABIWOMALI LWEPHONDO LE Ntshona Koloni 2012/2013.

ISABELO-MALI SE SIBHEDLELE iTYGERBERG SIYE SAPHUCUKA NGOMLINGANISELO OYI-7.4% UKUYA KWI-R 1 885.2m SONYAKA-MALI -2012/2013.

ISIGABA	UHLAHLA-MALI 2011/12	UHLALO-MALI 2012/13	UMYINGE ONYUSIWEYO	%
Imbuyekezo kubasebenzi	1 214,1	1 330,3	116,2	9,6%
Iimpahla neeNkonzo	506,3	530,7	24,4	4,8%
Ugqithiselo	2,1	3,2	1,1	14,4%
Izixhobo ezikhulu	33,6	21,0	-12,6	-37,3%
	1 756,1	1 885,2	129,1	7,35%

Uhlalo lwabiwo-mali lwabasebenzi: i-APL 4 415 izikhundla eziye zavunywa kwinkqubo yohlalo lwabiwo-mali ngebhajethi eyi-96.1 % yokuzaliswa kwezikhundla

Iimpahla neenkonzo: yande kancinane imali ngomlinganiselo oyi-4.8%

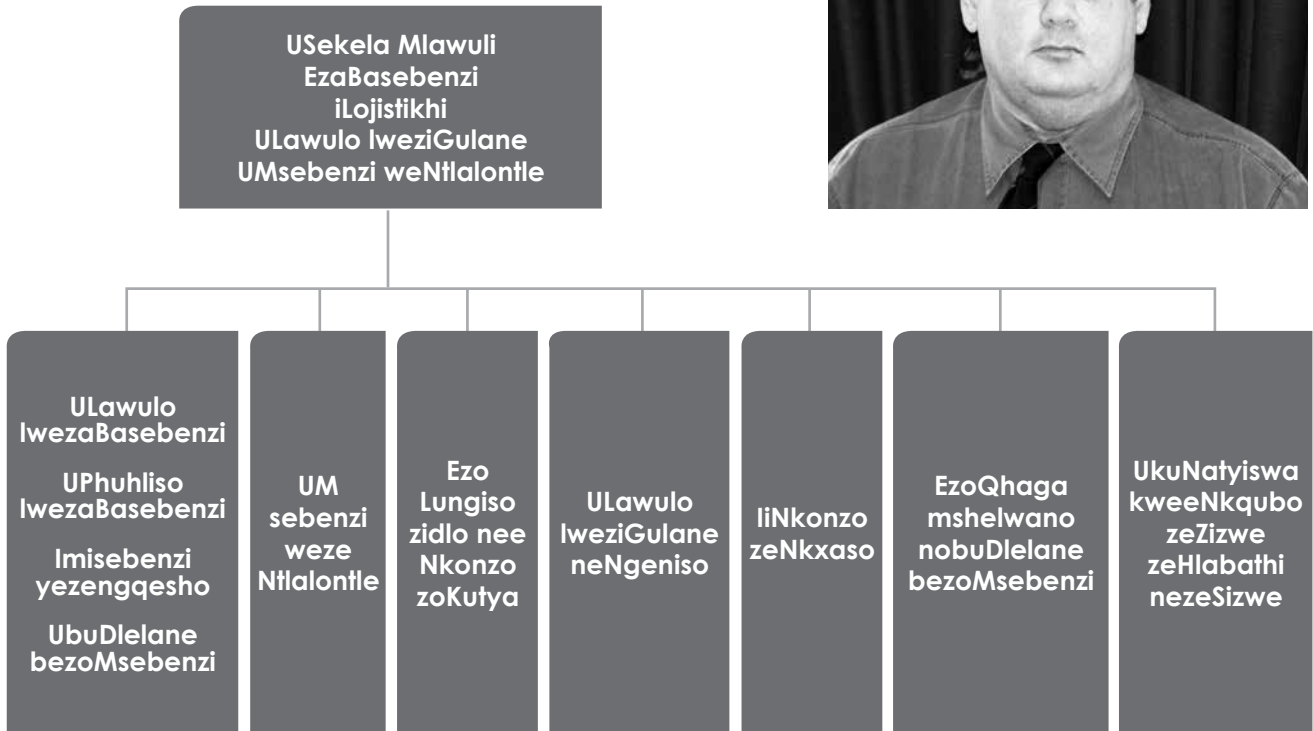
Izixhobo ezikhulu: imali isiwe kwelinye icala

ISIBHEDLELE iTYGERBERG SIVULE IIBHEDI EZONGEZELELWEYO EZINGAMA-74 EZILUNGISELELWE IZIGULANE EZITHUNYELWA YIKHAYELITSHA NGENXA YOKUVULWA KWESIBHEDLELE ESITSHA.

ICANDELO LOLAWULO

USekela Mlawuli: uMnu Philip Wolfaardt

Le diyagram ingasezantsi ibonisa iinkalo ezenza inxalenye yeli candelo:



Apha ngasezantsi kukho ingxelo ekudweliswe kuyo imisebenzi eluxanduva lwecandelo

ULawulo lwezaBasebenzi**UMlawuli oNcedisayo: uMnu E.C. Steyn**

Isiseko secandelo loLawulo lwezaBasebenzi laye lazaliswa ngokufanelekileyo ekuhambeni ko nyaka.

ISIKHUNDLA	ESINOMMTU	ESINGENAMNTU	ZIZONKE
UMlawuli oNcedisayo	1	0	1
IGosa lezoLawulo eliyiNtloko	4	0	4
UMbahalane wezoLawulo oyiNtloko	2	0	2
IGosa lezoLawulo	4	0	4
UMabhalane wezoLawulo oMkhulu	24	3	27
Zizonke	35	3	38

Amanani-nkcazo engeniso yabasebenzi behlabathi jikelele yeSibhedlele iTygerberg neZiko lonyango lezoMlomo adweliswe apha ngasezantsi:

ISibhedlele iTygerberg

UHLOBO	ULAWULO	INGCALI	UBUCHWE-PHESHE	EZO-KONGA	ABASEBENZI NGOKU-BANZI
Abayekayo	5	33	6	41	7
Abagxothwayo	0	0	1	3	14
Abayekiswa yimpilo	0	0	2	3	3
Abathatha umhlala phantsi bene-65	5	6	2	5	7
Abathatha umhlalaphantsi ngaphambi kwexesha	3	3	2	3	20
Abaswelekayo	0	0	2	2	11
Abathunyelwa ngaphandle	19	5	3	27	3
Abaphelelwa yikhontrakthi	21	52	3	18	15
Bebonke	53	99	21	102	80
Abathunyelwa apha/abaqeshwayo	57	104	24	134	104
UMahluko	+4	+5	+3	+32	+24

Amanani-nkcazo abasebenzi beSibhedlele iTygerberg kunye ne-Oral Health Centre adweliswe apha ngasezantsi

Amaziko empilo ezomlomo

UHLOBO	ULAWULO	INGCALI	UBUCHWE-PHESHE	EZO-KONGA	ABASEBENZI NGOKU-BANZI
Abayekayo	0	1	0	0	1
Abagxothwayo	0	0	0	0	0
Abayekiswa yimpilo	0	0	0	0	0
Abathatha umhlala phantsi bene-65	0	0	1	0	0
Abathatha umhlalaphantsi ngaphambi kwexesha	0	0	0	0	2
Abaswelekayo	0	0	0	0	0
Abathunyelwa ngaphandle	3	0	0	0	0
Abaphelelwa yikhontrakthi	0	1	0	0	0
Bebonke	3	2	1	0	3
Abathunyelwa apha/abaqeshwayo	2	1	1	0	4
UMahluko	-1	-1	0	0	+1

Ubume ngowezithuba kwiSibhedlele iTygerberg ne -Oral Health Centre zimi ngale ndlela ilandelayo:

IZIKO	EZINABANTU	EZINGENABANTU	ISESHINI
ISibhedlele iTygerberg	4157	291	60
I-Ofisi yeOral Health Office	194	6	22

UMgaqo-nkqubo nemigaqo elandelwayo malunga ne-incapacity leave nokuthatha umhlala-phantsi ngenxa yempilo kwinkonzo karhulumente (PILIR)

Isishwankathelo samanani-nkcazo omjikeo wango-2010/2012 ukusuka kumhla 1 kuJanuwari 2011 de ibe ngowama-31 kuDisemba 2011 kwiSibhedlele iTygerberg ne-Oral Health Centre sihamba ngoluhlobo lulandelayo:

Zizonke iimeko		659	
<i>Ukukhala ngokweSoma</i>		<i>Iimeko ezingekaqwalaselwa</i>	
Ukungakwazi ukusebenza okwexeshana	225	Ukungakwazi ukusebenza okwexeshana	73
Ukungakwazi ukusebenza ixesha elide	3	Ukungakwazi ukusebenza ixesha elide	8
Ukuthatha umhlala-phantsi ngenxa yempilo	5	Ukuthatha umhlala-phantsi ngenxa yempilo	2
Zizonke	233	Zizonke	83
<i>Ezivunyiweyo ngokweSoma</i>		<i>Unxaxho</i>	
Ukungakwazi ukusebenza okwexeshana	280	Ukungakwazi ukusebenza okwexeshana	20
Ukungakwazi ukusebenza ixesha elide	50	Ukungakwazi ukusebenza ixesha elide	2
Ukuthatha umhlala-phantsi ngenxa yempilo	13	Ukuthatha umhlala-phantsi ngenxa yempilo	1
Zizonke	343	Zizonke	23

Amanani-nkcazo eNgqesho ngobulungisa eTBH (EE) 15 kuFebruwari 2012 Abasebenza isigxina – Uhlanga neSini

UHLELO NGEZIGABA	ITHAGETHI	EYANGOKU EE	UMSANTSA
Indoda eNtsundu	603	134	469
Ibhinqa eliNtsundu	530	460	61
Indoda yeBala	1046	501	545
Ibhinqa leBala	908	2123	-1215
Indoda yom-Indiya	23	7	16
Ibhinqa lom-Indiya	11	25	-14
Indoda eMhlophe	385	186	199
Ibhinqa eliMhlophe	309	359	-50

Amanani-nkcazo eNgqesho ngobulungisa eTBH (EE) 15 kuFebruwari 2012 Abasebenza isigxina – Uhlanga neSini

UHLELO NGEZIGABA	ITHAGETHI	EYANGOKU EE	UMSANTSA
Indoda eNtsundu	67	14	53
Ibhinqa eliNtsundu	59	24	35
Indoda yeBala	115	39	76
Ibhinqa leBala	100	81	19
Indoda yom-Indiya	3	17	-14
Ibhinqa lom-Indiya	1	25	-24
Indoda eMhlophe	43	102	59
Ibhinqa eliMhlophe	34	110	-76

Amanani-nkcazo eNgqesho ngobulungisa eTBH (EE) 15 kuNovemba 2011**Abasebenza isigxina – Uhlanga neSini**

UHLELO NGEZIGABA	ITHAGETHI	EYANGOKU EE	UMSANTSA
Indoda eNtsundu	606	138	468
Ibhinqa eliNtsundu	533	502	31
Indoda yeBala	1050	500	550
Ibhinqa leBala	912	2104	-1192
Indoda yom-Indiya	23	8	15
Ibhinqa lom-Indiya	11	27	-16
Indoda eMhlophe	387	184	203
Ibhinqa eliMhlophe	310	362	-52

Amanani-nkcazo eNgqesho ngobulungisa eTBH (EE) 15 kuNovemba 2012**Abasebenza isigxina – Uhlanga neSini**

UHLELO NGEZIGABA	ITHAGETHI	EYANGOKU EE	UMSANTSA
Indoda eNtsundu	63	12	51
Ibhinqa eliNtsundu	56	22	34
Indoda yeBala	110	34	76
Ibhinqa leBala	95	73	22
Indoda yom-Indiya	2	18	-16
Ibhinqa lom-Indiya	1	25	-24
Indoda eMhlophe	40	101	-61
Ibhinqa eliMhlophe	32	103	-71

Amanani-nkcazo (EE) kuJanuwari 2012**Abasebenza isigxina – Uhlanga neSini**

UHLELO NGEZIGABA	ITHAGETHI	EYANGOKU EE	UMSANTSA
Indoda eNtsundu	23	3	20
Ibhinqa eliNtsundu	20	13	7
Indoda yeBala	39	29	10
Ibhinqa leBala	34	63	-29
Indoda yom-Indiya	1	2	-1
Ibhinqa lom-Indiya	0	1	-1
Indoda eMhlophe	15	11	4
Ibhinqa eliMhlophe	12	22	-10

Amanani-nkcazo (EE) kuJanuwari 2012**Abasebenza isigxina – Uhlanga neSini**

UHLELO NGEZIGABA	ITHAGETHI	EYANGOKU EE	UMSANTSA
Indoda eNtsundu	7	5	2
Ibhinqa eliNtsundu	6	3	3
Indoda yeBala	12	10	2
Ibhinqa leBala	11	19	-8
Indoda yom-Indiya	0	2	-2
Ibhinqa lom-Indiya	0	0	0
Indoda eMhlophe	5	4	1
Ibhinqa eliMhlophe	4	1	3

Amanani-nkcazo (EE) kuFebruwari 2012**Abasebenza isigxina – Uhlanga neSini**

UHLELO NGEZIGABA	ITHAGETHI	EYANGOKU EE	UMSANTSA
Indoda eNtsundu	23	3	20
Ibhinqa eliNtsundu	20	12	8
Indoda yeBala	40	28	12
Ibhinqa leBala	35	64	-29
Indoda yom-Indiya	1	2	-1
Ibhinqa lom-Indiya	0	2	-2
Indoda eMhlophe	15	12	3
Ibhinqa eliMhlophe	12	22	-10

Amanani-nkcazo (EE) kuFebruwari 2012**Abasebenza isigxina – Uhlanga neSini**

UHLELO NGEZIGABA	ITHAGETHI	EYANGOKU EE	UMSANTSA
Indoda eNtsundu	4	6	-2
Ibhinqa eliNtsundu	3	2	1
Indoda yeBala	7	6	1
Ibhinqa leBala	6	2	4
Indoda yom-Indiya	0	2	-2
Ibhinqa lom-Indiya	0	0	0
Indoda eMhlophe	3	4	-1
Ibhinqa eliMhlophe	2	2	0

Iinkqubo zeNgqesho zoPhuhliso lwaBasebenzi**Umlawuli oNcedisayo: Ms B Houston**

INQANABA	ESINOMNTU	ESINGENAMNTUT	BEBONKE	IZIMVO
Umlawuli oNcedisayo	1	0	1	Isithuba soMabhalane owayeqeshwe ngekhontrakthi kuya kuqeshwa kuso isigxina ngo-Epreli 2012.
Igosa loLawulo eliPhezulu	3	0	3	
IGosa loLawulo	1	0	1	
k UMabhalana wezoLawulo	6	0	6	
Bebonke	10	1	11	

Amanani-nkcazo oGayo noKhetho

Zizonke izithuba ezikhutshiweyo	137
Iyonke ingqesho eyenziweyo	624
Iintlanganiso zodliwano ndlebe zonke	176
Ezexeshana/ezekhontrakthi	333
Ezesigxina/esovavanyo	291

Usungulo lolawulo

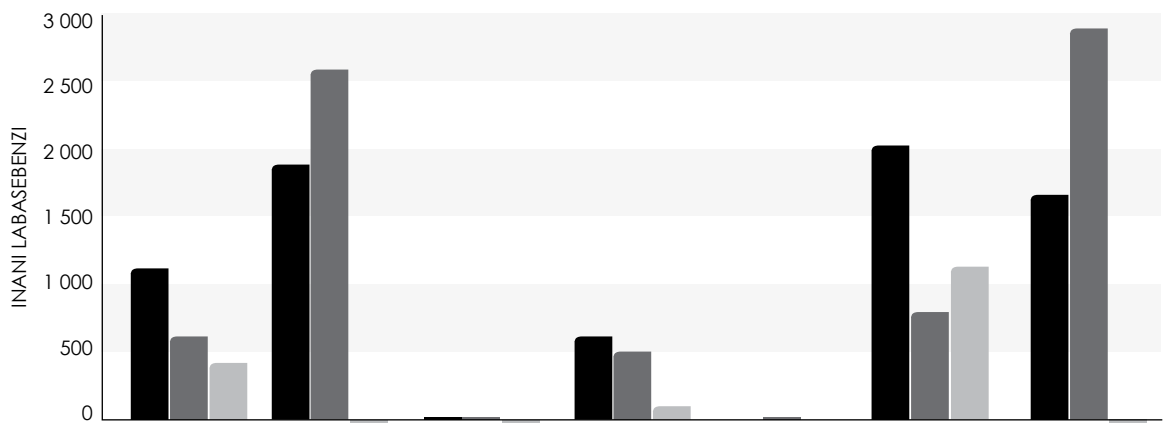
Uluhlu olwamkelwayo i-Approved Post List (APL) ukusuka kumhla woku- 01 kuEpreli 2011 lumi ngolu hlobo.

IQELANA	INDLEKO NGESI- KHUNDLA NGASINYE (R'000)	2011/12 INANI LEZITHUBA EZA- VUNYWAYO	IQELANA	INDLEKO NGESI- KHUNDLA NGAS- INYE (R'000)	2011/12 INANI LEZITHUBA EZA- VUNYWAYO
iManagement SL 09-10	301	18	iScientists Technical SL 7-8	213	2
iManagement SL 11-12	648	12	iScientists Technical SL 9-10	318	7
iManagement SMS	817	2	iScientists Technical SL 11-12	466	7
iMedical Interns	366	86	iScientists Technical SL 13	712	2
iMedical Officer Comm Serv	628	1	iAdmin SL 1-5	127	287
iMedical Officer Grade 1	628	48	iAdmin SL 6	168	203
iMedical Officer Grade 2	628	16	iAdmin SL 7-8	215	65
iMedical Officer Grade 3	628	26	iScientists Technical SL 3-6	194	
iMedical Specialist Grade 1	942	65	iSecretaries SL 3-7	172	3
iMedical Specialist Grade 2	942	16	iStores Admin SL 2-6	134	5
iMedical Specialist Grade 3	942	38	iStores Admin SL 7	199	3
iMedical Sub-Specialist Grade 1	942	15	iArtisans SL 5-10	194	21
iMedical Sub-Specialist Grade 2	942	9	iEngineers SL 3-6	100	1
iMedical Sub-Specialist Grade 3	942	7	iEngineers SL 7-8	208	12
iPharmacology SL 11-12	777	1	iEngineers SL 9-10	296	8
iRejistra	647	212	iEngineers SL 11-12	444	1
iRejistra Snr	942	3	iHandymen SL 3-4	112	20
iNurses: Prof Gen	219	352	iASOs SL 3-7	140	29
iNurses: Prof Spec	308	380	iDomestic SL 1-2	84	171
iNurses: Staff	153	356	iDomestic SL 3-6	99	272
OoNesi abaNcedisayo	128	740	iDomestic SL 7-8	236	1
iClinical Psychologist SL 6	152	4	iDomestic SL 9-10	244	1
iClinical Psychologist SL 9-12	346	4	iDrivers SL 2-6	110	11
iDieticians SL 6-8	207	16	iFood Service SL 1-2	84	57
i-Occupational Therapy SL 3-6	163	7	iFood Service SL 3-6	103	64
i-Occupational Therapy SL 7-8	214	11	iFood Service SL 7-8	191	7
i-Occupational Therapy SL 9-10	322	1	iFood Service SL 9	279	1
i-Optometrist SL 6-8	188	1	iGeneral workers SL 1-2	87	20
i-Pharmacy SL 9-12	306	29	iGeneral workers SL 3-5	99	37
iPhysiotherapists SL 4-6	162	1	iGrounds SL 1-2	69	3
iPhysiotherapists SL 7-8	212	18	iMessengers SL 1-2	87	11
iPhysiotherapists SL 9-10	344	1	iMessengers SL 3-4	91	11
iRadiographers SL 3-6	163	11	iOperators SL 2	86	2
iRadiographers SL 7-8	229	92	iOperators SL 3-6	120	81
iRadiographers SL 9-11	323	3	iPorters SL 1-2	83	76
iSocial workers SL 6-8	117	3	iPorters SL 3-4	96	50
iSocial workers SL 9-10	273	18	iSecurity SL 3-6	117	27
iSpeech Therapy SL 6-8	190	12	iSecurity SL 7-8	199	1
iClinical Technologist SL 3-6	89	5	iTelephone Exchange SL 3-6	134	17
iClinical Technologist SL 7-8	230	21	iTelephone Exchange SL 7	204	1
iClinical Technologist SL 9-10	313	16	iTradesmen SL 1-3	85	32
iMedical Technologist SL 7-8	226	11	AbaChwethezi SL 3-6	161	45
iMedical Technologist SL 9-10	306	2	Zizonke		4 364

Izikhundla ezavunywayo ezongezelweyo kwiAPL zime ngolu hlobo:

IQELANA	INDLEKO NGESIKHUNDLA NGASINYE (R'000)	2011/12 INANI LEZITHUBA EZAVUNYWAYO
iManagement SL 9-10	328	2
iMedical Clin Head	1,398	4
iMedical Officer G1-3	721	8
iMedical Specialist G1-3	989	4
iMedical Sub-Specialist G1-3	1,125	2
iRegistra	669	14
iRegistra Snr	890	15
iNurses: Prof Gen	241	31
iNurses: Prof Spec	339	52
iNurses: Staff	166	52
Oonesi abancedisayo	133	67
iDieticians G1-3	285	1
iPharmacy G1-3	465	3
iRadiographers G1-3	292	5
iAdmin SL 1-6	164	7
iAdmin SL 7-8	238	2
iHandymen SL 3-6	123	1
iDomestic SL 1-6	105	10
Zizonke		280

ULuhlu 1: ABASEBENZI BESIGXINA: Uhlanga / ISini / abaKhubazekileyo

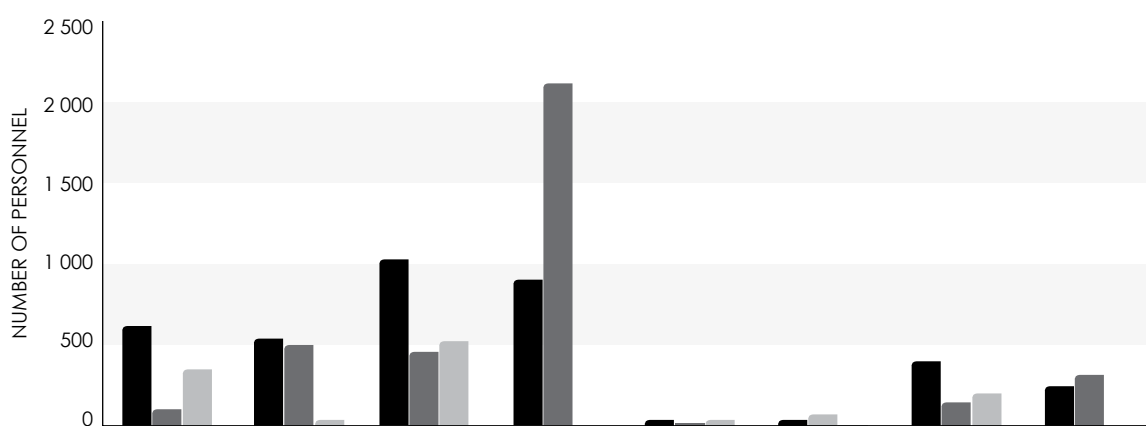


	ABANTSUNDU	ABEBALA	AMA-INDIYA	ABAMHLOPHE	PWD	INDODA	IBHINQA
EKUJOLISWE KUKO	-1138.401	1962.496	34.497	697.606		2065.987	1767.013
INGQESHO NGOBULUN- GISA KUNGOKU NJE	640	2604	35	546	18	830	2995
UMSANTSA	498.401	-641.504	-0.503	151.606		1235.987	-1227.987

ULuhlu 1: ABASEBENZI BESIGXINA: Uhlanga / Isini / abaKhubazekileyo

	UHLELO NGEZIGABA	EKUJOLISWE KUKO	INGQESHO NGOBULUN-GISA KUNGOKU NJE	UMSANTSA
Uhlanga	Abantsundu	1138	640	498
	abebala	1962	2604	-642
	Ama-Indiya	34	35	-1
	Abamhlophe	698	546	152
Abakhubazekileyo	PWD		18	
Isini	Indoda	2066	830	1236
	Ibhinqa	1767	2995	-1228

ULuhlu 2: ABASEBENZI BESIGXINA: Uhlanga kunye neSini

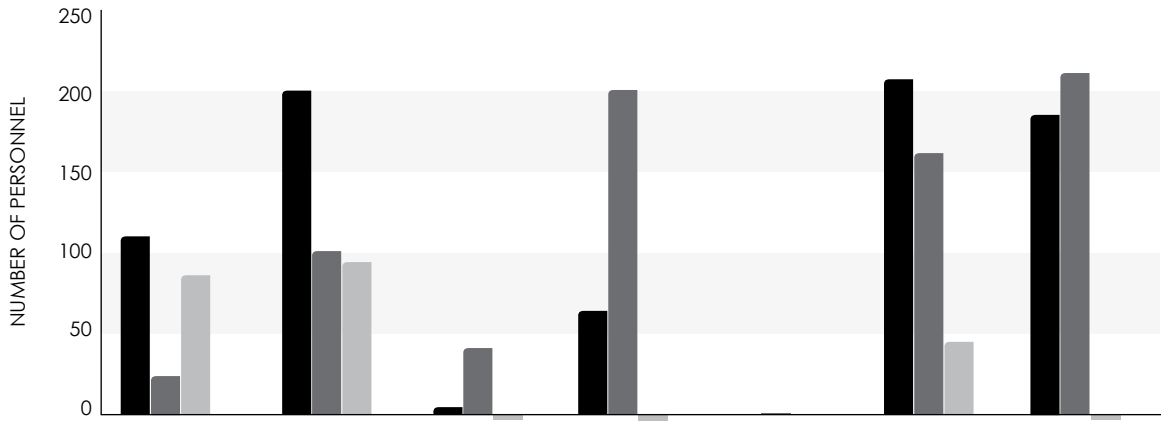


	AM	AF	CM	CF	IM	IF	WM	WF
EKUJOLISWE KUKO	605.614	532.787	1050.242	912.254	22.998	11.499	387.133	310.473
INGQESHO NGOBULUN-GISA KUNGOKU NJE	138	502	500	2104	8	27	184	362
UMSANTSA	467.614	30.787	550.242	-1191.746	14.998	-15.501	203.133	-51.527

ULuhlu 2: ABASEBENZI BESIGXINA: Uhlanga kunye neSini

	UHLELO NGEZIGABA	EKUJOLISWE KUKO	INGQESHO NGOBULUN-GISA KUNGOKU NJE	UMSANTSA
Uhlanga neSini	Indoda eNtsundu	606	138	468
	Ibhinqa eliNtsundu	533	502	31
	INdoda yeBala	1050	500	550
	Ibhinqa leBala	912	2104	-1192
	Indoda yom-Indiya	23	8	15
	Ibhinqa lom-Indiya	11	27	-16
	Indoda eMhlophe	387	184	203
	Ibhinqa eliMhlophe	310	362	-52

Uluhlu 3: ABANGASEBENZI SIGXINA: Uhlanga / ISini / abaKhubazekileyo

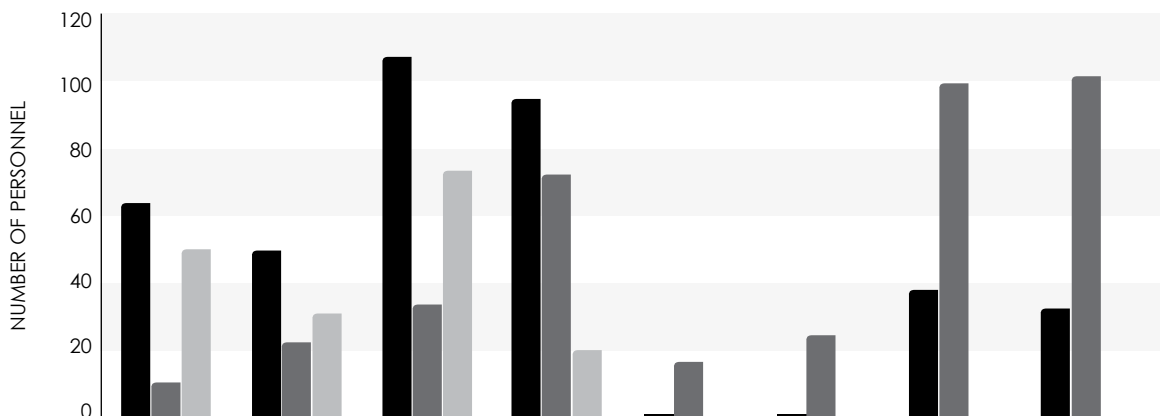


	ABANTSUNDU	ABEBALA	AMA-INDIYA	ABAMHLOPHE	PWD	INDODA	IBHINQA
EKUJOLISWE KUKO	118.8	204.8	3.6	72.8		215.6	184.4
INGQESHO NGOBULUN-GISA KUNGOKU NJE	34	107	43	204	0	165	223
UMSANTSA	84.8	97.8	-39.4	-131.2		50.6	-38.6

Uluhlu 3: ABANGASEBENZI SIGXINA: Uhlanga / ISini / abaKhubazekileyo

	UHELO NGEZIGABA	EKUJOLISWE KUKO	INGQESHO NGOBULUN-GISA KUNGOKU NJE	UMSANTSA
Uhlanga	Abantsundu	119	34	85
	abebala	205	107	98
	Ama-Indiya	4	43	-39
	Abamhlophe	73	204	-131
Abakhubazekileyo	PWD		0	
Isini	Indoda	216	165	51
	Ibhinqa	184	223	-39

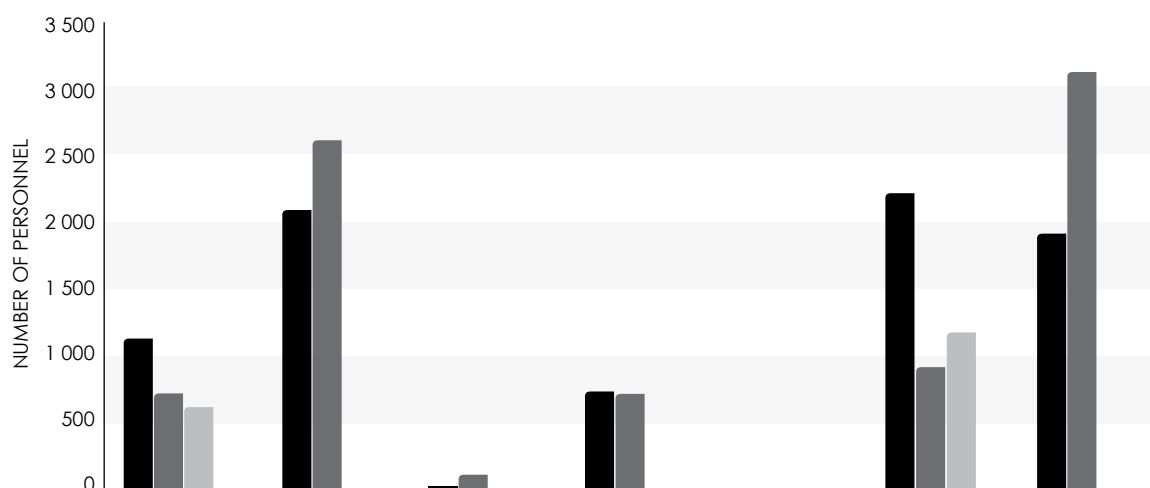
Uluhlu 4: ABANGASEBENZI SIGXINA: Uhlanga / ISini



	AM	AF	CM	CF	IM	IF	WM	WF
EKUJOLISWE KUKO	63.2	55.6	109.6	95.2	2.4	1.2	40.4	32.4
INGQESHO NGOBULUN-GISA KUNGOKU NJE	12	22	34	73	18	25	101	103
UMSANTSA	51.2	33.6	75.6	22.2	-15.6	-23.8	-60.6	-70.6

ULuhlu 4: ABANGASEBENZI SIGXINA: Uhlanga / ISini				
	UHLELO NGEZIGABA	EKUJOLISWE KUKO	INGQESHO NGOBULUN-GISA KUNGOKU NJE	UMSANTSA
Uhlanga neSini	Indoda eNtsundu	63	12	51
	Ibhinqa eliNtsundu	56	22	34
	INDoda yeBala	110	34	76
	Ibhinqa leBala	95	73	22
	Indoda yom-Indiya	2	18	-16
	Ibhinqa lom-Indiya	1	25	-24
	Indoda eMhlophe	40	101	-61
	Ibhinqa eliMhlophe	32	103	-71

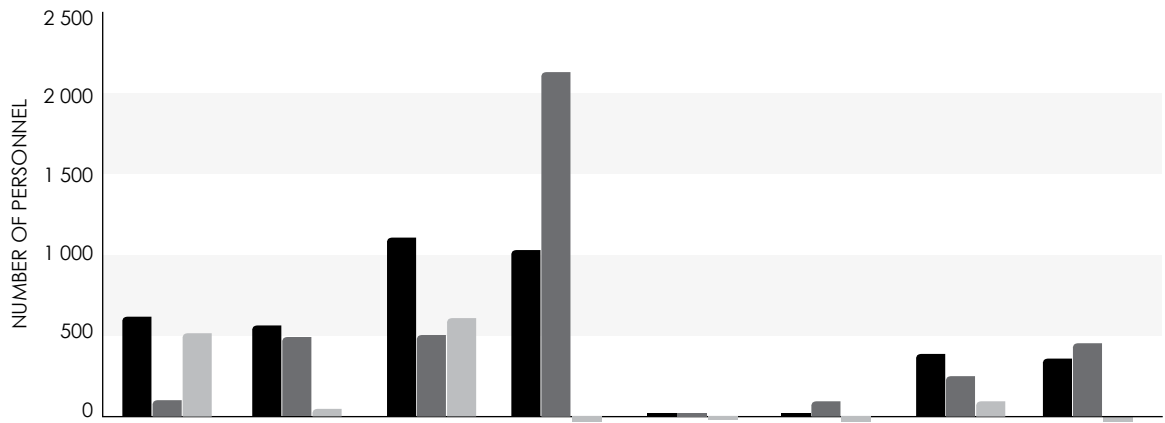
ULuhlu 5: BONKE ABASEBENZI: Uhlanga /iSini / abaKhubazekileyo



	ABANTSUNDU	ABEBALA	AMA-INDIYA	ABAMHLOPHE	PWD	INDODA	IBHINQA
EKUJOLISWE KUKO	1257.201	2167.296	38.097	770.406		2281.587	1951.413
INGQESHO NGOBULUN-GISA KUNGOKU NJE	674	2711	78	750	18	995	3218
UMSANTSA	583.201	-543.704	-39.903	20.406		1286.587	-1266.587

ULuhlu 5: BONKE ABASEBENZI: Uhlanga /iSini / abaKhubazekileyo				
	UHLELO NGEZIGABA	EKUJOLISWE KUKO	INGQESHO NGOBULUN-GISA KUNGOKU NJE	UMSANTSA
Uhlanga	Abantsundu	1257	674	583
	abebala	2167	2711	-544
	Ama-Indiya	38	78	-40
	Abamhlophe	770	750	20
Abakhubazekileyo	PWD		18	
Isini	Indoda	2282	995	1287
	Ibhinqa	1951	3218	-1267

Uluhlu 6: BONKE ABASEBENZI: Uhlanga neSini



	AM	AF	CM	CF	IM	IF	WM	WF
EKUJOLISWE KUKO	668.814	588.387	1159.842	1007.454	25.398	12.699	427.533	342.873
INGQESHO NGOBULUN-GISA KUNGOKU NJE	150	524	534	2177	26	52	285	465
UMSANTSA	518.814	64.387	625.842	-1169.546	-0.602	-39.301	142.533	-122.127

Uluhlu 6: BONKE ABASEBENZI: Uhlanga neSini

	UHLELO NGEZIGABA	EKUJOLISWE KUKO	INGQESHO NGOBULUN-GISA KUNGOKU NJE	UMSANTSA
Uhlanga neSini	Indoda eNtsundu	669	150	519
	Ibhinqa eliNtsundu	588	524	64
	INdoda yeBala	1160	534	626
	Ibhinqa leBala	1007	2177	-1170
	Indoda yom-Indiya	25	26	-1
	Ibhinqa lom-Indiya	13	52	-39
	Indoda eMhlophe	428	285	143
	Ibhinqa eliMhlophe	343	465	-122

Isishwankathelo senqanaba loMvuzo

INQANABA LOMVUZO	UMSEBENZI OWENZIWEYO ONGAPHANTSI KOKUBA USEBENZE NGOKUPHELELEYO (0% - 99%)	INANI LABAQESHA ABAFANELEKILEYO	INANI LABO BONKE ABASEBENZI KWIZIKO-MPILO	UMLINGANISELO WABASEBENZI ABAFANELEKILEYO NGOKWEPESENTI
Amanqanaba 1-2	5	56	356	15,73
Amanqanaba 3-5	7	370	1700	21,76
Amanqanaba 6-8	3	215	999	21,52
Amanqanaba 9-10	0	125	600	20,83
Amanqanaba 11-12	1	45	575	7,83
Ewonke	16	811	4230	19,17

Isishwankathelo sentlanganisela nganye yomsebenzi

INQANABA LOMVUZO	UMSEBENZI OWENZIWEYO ONGAPHANTSI KOKUBA USEBENZE NGOKUPHELELEYO (0% - 99%)	INANI LABAQESHA ABAFANELEKILEYO	INANI LABO BONKE ABASEBENZI KWIZIKO-MPILO	UMLINGANISELO WABASEBENZI ABAFANELEKILEYO NGOKWEPESENTI
Oogqirha	1	44	582	7,56
Ezokonga	1	357	1809	19,73
EzoLawulo	13	358	1584	22,60
iSayensi yezeNtlalo	1	52	255	20,39
Iyonke	16	811	4230	19,17

Isishwankathelo ngomelo ngokobuhlanga (uhlanga, isini, ukukhubazeka)

INQANABA LOMVUZO	UMSEBENZI OWENZIWEYO ONGAPHANTSI KOKUBA USEBENZE NGOKUPHELELEYO (0% - 99%)	INANI LABAQESHA ABAFANELEKILEYO	INANI LABO BONKE ABASEBENZI KWIZIKO-MPILO	UMLINGANISELO WABASEBENZI ABAFANELEKILEYO NGOKWEPESENTI
Indoda yeBala	4	105	549	19,13
IBhinqa loweBala	6	456	2199	20,74
Indoda eMhlophe	2	37	293	12,63
IBhinqa eliMhlophe	1	75	495	15,15
Indoda eNtsundu	1	30	142	21,13
Ibhinqa eliNtsundu	2	103	455	22,64
Indoda yomEshiya	0	1	50	2,00
Ibhinqa lomEshiya	0	4	47	8,51
Abantu abakhubazekileyo	0	0	0	0,00
Bebonke	16	811	4230	19,17

UbuDlelwane bezoMsebenzi**Mnu R Japhta****Inyathelo loLuleko olu-informal**

Inyathelo loLuleko	INDODA				IBHINQA				BEBONKE
	A	C	I	W	A	C	I	W	
lingcebiso ezimayela noLuleko	0	1	0	0	0	0	0	1	2
Isilumkiso somlomo	0	4	0	0	2	3	0	1	11
Isilumkiso esibhaliweyo	7	13	0	0	6	19	0	2	46
Isilumkiso sokugqibelo esibhaliweyo	9	15	0	2	3	21	0	0	50
Ewonke	16	33	0	2	11	43	0	4	109

AmanyatheloLuleko a-informal

IZIPHUMO ZEENGXOXO ZOLULEKO	INANI
Isilumkiso sokugqibela esibhaliweyo	3
Abarhoxiswa ngaphandle kwentlawulo	4
Abehliselwayo	0
Abagxothwayo	13
Abafunyanwa bengenatyala	3
Amatyala arhoxiswayo	1
Amatyala achithwayo	0
lingxoxo ezingekagqitywa	9
Zizonke	33
Izibheno malunga nokugxothwa ezingekagqitywa	2

Iintlobo zokuziphatha kakubi ezaxoxwayo kwiingxoxo zoluleko

IINTLOBO ZOKUZIPHATHA KAKUBI	INANI	ICANDELO
Ababengekho emsebenzini ngaphandle kwesizathu okanye kwemvume	17	leeNkonzo zokuTyA, ezoKonga, ezoku-Coca, eze-Clinical Engineering, leeNkonzo zooPorter
Abadelela abaphathi	1	loLawulo lwezigulane
Abangazange bakhathale	1	loLawulo lwezigulane
Ababetha abanye okanye aboyikisa ngokubetha	1	liNkonzo zeNkxaso
Abenza ubuqhophololo ngencwadi kagqirha	5	eCSSD, uMchwethezi, eloNyango nomaB-halane weWadi
Abemka neempahla yorhulumente ngaphandle kwemvume	3	Izitora, iiNkonzo zokuTyA
ABasebenzisa iziyobisi	2	liNkonzo zooNogada
Abancungcuthekisa ngesondo	3	liNkonzo zobuNjineli, iiNkonzo zooPorter
Bebonke	33	

Izikhhalazo ezafakwayo

IINTLOBO ZEZIKHALAZO	INANI
Izikhhalazo ezafakayo ngeSPMS	15
Izikhhalazo ezasonjululwayo zeSPMS	6
Izikhhalazo ezafakayo ngePilir	6
Izikhhalazo ezasonjululwayo zePilir	5
Izikhhalazo ezafakayo nge-OSD	31
Izikhhalazo ezasonjululwayo ze-OSD	28
Ezinye izikhhalazo ezafakayo (ezingenanti yakwenza neSPMS nePILIR okanye i-OSD)	44
Ezinye izikhhalazo ezasonjululwayo (eziongenanto yakwenza ne- SPMS nePILIR okanye i-OSD)	29
Izikhhalazo ezihlanganisiweyo ezafakayo	3
Izikhhalazo ezihlanganisiweyo ezasonjululwayo	2
Zizonke ezafunyanwayo	99
Zizonke ezasonjululwayo	70

Izikhhalazo ezingekagqibeki

IINTLOBO ZEZIKHALAZO	INANI
Ezingekagqibeki kumaziko-mpilo	14
Ezingekagqibeki kwi-Ofisi enguNd-lunkulu	15
Ezingekagqibeki ezikuMkomishinala woLuntu	0
Zizonke	29

Iimbambano

IINTLOBO ZEZIKHALAZO	INANI
Iimbambano ezabhengezwayo	7
Iimbambano ezachithwayo	0
Iimbambano ezarhoxiswayo	0
Iimbambano ezingabonakalisi sizombululo	1
Izivumelwano ekwafikelelwa kuzo	0
Iimbambano ezagqityiweyo	1
Iimbambano ezingekagqibeki	5

Uqeqesho

Inani labasebenzi abaqeqeshiweyo	1057
Ipesenti yabasebenzi abaqeqeshiweyo	26,3

Inkqubo ekhuselekileyo yorhoxiso

Inani labasebenzi abarhoxiswayo	3
Inani labantu abarhoxiswa iintsuku ezingaphezu kwezingama-60	0
Inani labasebenzi ababesarhoxisiwe ngomhla wama-31 kuDisemba ka-2010	0

Uthelekisoi lumi ngolu hlobo lulandelayo:

ULULEKO OLUNGEKHO I-INFORMAL DISCIPLINE		
	2010	2011
lingcebiso ezimalunga noluleko	4	2
Izilumkiso zomlomo	2	11
Izilumkiso ezibhaliweyo	69	46
Izilumkiso zokugqibela ezibhaliweyo	47	50

ULULEKO OLUSESIKWENI		
	2010	2011
Izilumkiso ezibhaliweyo	0	0
Izilumkiso zokugqibela ezibhaliweyo	5	3
Abarhoxiswa ngaphandle kwentlawulo	20	4
Abohliselwayo	0	0
Abagxothwayo	3	13
Abafunyaniswa bengenatyala	2	3
Amatyala arhoxiswayo	4	1
Amatyala achithwayo	1	0

IZIKHALAZO		
	2010	2011
ngeeSPMS	13	15
Ngee-OSD	0	31
Ezinye izikhhalazo	37	44
ngeePILIR	5	6

IIMBAMBANO		
	2010	2011
Iimbambano ezabhengezwayo	9	7
Iimbambano ezachithwayo	1	0
Iimbambano ezarhoxiswayo	1	0
Iimbambano ezingabonakalisi sizombululo	1	1
Izivumelwano ekwafikelelwa kuzo	1	0
Iimbambano ezagqityiweyo	4	1
Iimbambano ezingekagqibeki	5	5

UQEQESHO		
	2010	2011
Inani labasebenzi abaqeqeshiweyo	923	1057
Ipesenti yabasebenzi abaqeqeshiweyo	23	26.3
Establishment	4005	4055

Iikhosi ezaye zenziwa nabayayo

2010	2011
Abachazwa njengabazange baye	Abachazwa njengabazange baye
UMmiselo neNkqubo yoLuleko	UMmiselo neNkqubo yoLuleko
AmaGosa aPhetheyo nawoPhando	AmaGosa aPhetheyo nawoPhando
Iinkqubo zoLuleko olu-informal	Iinkqubo zoLuleko olu-informal
Iinkqubo ezilandelayo zokukhalaza	Iinkqubo ezilandelayo zokukhalaza
Ukwaziswa ngoMthetho wezaBasebenzi	Ukusetyenziswa kwezinyobisi
ISemina yoNyaka yoMthetho wezaBasebenzi	ISemina yoNyaka yoMthetho wezaBasebenzi
Uqheliso nolwaziso	Ukuqheliswa nokwaziswa ngobuDlelane bezoMsebenzi
Uqheliso nolwaziso olumandla	UNgcungcuthekiso ngesondo
UNgcungcuthekiso ngesondo	Izakhono nezoluleko
i-PERSAL	Uxolelwaniso nolamlo
i-PILIR	Ukuthintelwa kobuqhetseba
	Ukubhalwa kwengxelo

INKQUBO EKHUSELEKILEYO YORHOXISO

	2010	2011
Abasebenzi abarhoxiswayo	4	3

Okube yimpumelelo

**Uqeqesho lwandiswa ukusuka kuma-23 % ukuya kuma-26.3% yabasebenzi
Iiseshini zokuxhobisa ngolwazi zabasebenzi nabaphathi ezaphela sele kusihla izenzo
zokuthathwa kwamanyathelo a-informal**

UPhuhliso lwezaBasebenzi (HRD)**Umlawuli oNcedisayo: Nksk J Johnson**

linkqubo zofundo 2010/11

I-Diagnostic Radiography

Balishumi elinanye abafundi abakule nkqubo kungoku nje. Abafundi abane bakunyaka wabo wokugqibela ize abesixhenxe babe kunyaka wesibini.

Kwakungekho bafundi batsha bamkelwayo ngo-2011/12.

Inkxaso-mali: Health and Welfare Seta**EzamaChiza****OoSokhemesti abaNcedisayo abasaqalayo**

Bahlanu abaqeshwayo (18.1) abafundi basaqubeka nale khosi.

Inkxaso-mali: Uqeqesho lwakwaKhet'impilo**OoSokhemesti abaNcedisayo benqanaba elisemva kwelokuqala**

Bane abangaqeshwanga (18.2) abafundi abasaqhubeka nale khosi.

Inkxaso-mali: inkqubo iExpanded Public Works Programme (EPWP)**libhasari**

Bangamashumi mahlanu anesibiniabasebenzi abafumene ibhasari yokufunda ixeshana ngo-2011 ngemali eqikelelwa kuma-R 680 234,50. Abo baxhamli basuka kwezizigaba zilandelayo: ezoKonga, ezeNkxaso yoLawulo neeNgcali. Ezi bhasari zibonelelwa liCandelo loMlawuli woPhuhliso lwezaBasebenzi.

Zilishumi linesibhozo (18) izicelo zebhasari ezafikayo ngo-2012 zenkalo yenkxaso yezoLawulo neeNgcali, ezilishimi linambini (12) zavunywa. libhasari zoKonga ziseza kunikwa ingqalelo yokuzivuma kwakhona.

IMfundo eQhubekayo yabaDala noQeqesho (Grade 12)

Bangamashumi mathandathu anesibini abafundi ababhalisa kwiBakala 12.

Abasebenzi abangamashumi mathandathu ababhaliswayo ukuze kubhalwe iimviwo ngoMeyi/ Juni 2012

Inkqubo ye-Internship**i-Expanded Public Works Programme**

Bathathu abachwethezi bedatha abaqeshwe

isigxina baze babebabini abangazange bazihlaziye iikhontrakthi zabo oko kwenze ukuba ii-intern zisale zili-17 eziqeshwe kweli ziko-mpilo.

IMfundo ePhakamileyo neMfundo eQhubekayo

Bathathu (3) abafundi baseCape Peninsula University of Technology Human Resources Management abaye bafumana ithuba lokwenza uqeqesho lwelanga isithuba seenyanga ezintathu (3) phakathi ko-Epreli –Juni 2011. Aba bafundi baye benziwa neenkqubo zezaBasebenzi nezeNgqesho, ezobuDlelane bezoMsebenzi nezoPhuhliso lwezaBasebenzi.

li-intern ngokubanzi (Inkqubo yelanga ethatha iinyanga ezili-18)

Aba bafundi kufuneka babe kuqeqeshomsebenzi lweenyanga ezili-18 ukuze bagqibe. iDiploma/ isiqinisekiso. Aabfundi abalishumi elinesihlanu (15) abavela eNorthling College nase-CPUT abaye bafakwa kumacandelo : elobuNjineli, ezeMali, HRD. Abasixhenxe (7) abafundi baye baqeshwe isigxina kwezeMpilo, abahlanu (5) abafundi baye baphelelwa yikhontakthi aba-3 basaqhuba besenza uqeqesho-msebenzi

Uqeqesho**i-Skills fund and Provincial Training Institute**

Ngaphandle nje kokulahlekwa ngabasebenzi becandelo loPhuhliso lwezaBasebenzi ngokuthunyelwa kwabasebenzi nokutshintshwa kweenkqubo zeNtengo, amanani-nkcazo oqeqesho abonakalisa ukwamkela ngothakazelelo. Umsebenzi uyanda kwaye kwenziwa ezinye iinkqubo ezineendleko ezifanelekileyo ezifana neeseshini zokuxhobisa ngolwazi. Ukuqeqeshwa kuquka neekhosi ezimfutshane, iinkqubo zokuxhobisa ngezakhono, iinkqubo zocweyo zangaphakathi, iinkongolo/iinkomfa noqeqesho olwalunikelwe yi-Provincial Training Institute.

Inkcitho: R802 861,21

linkqubo zoqeqesho zizonke: 3 167

Abasebenzi abaqeqeshwayo bebonke: 1784

Inkxaso-mali ye-iMOCOMP funding

(Improvement and Maintenance of Competencies yeeNgcali zeMpilo)Isibonelelo-mali sasivela kwiCandelo loMlawuli: i-HRD ibe nesibonelelo esongezelelweyo sokuba sibheke nokuphucula izakhono zeengcali zempilo ukuze kuqalaselwe umthwalo wezifo.

IKomiti yoPhuhliso lwezaBasebenzi

UMgaqo-nkqubo woPhuhliso lwezaBasebenzi kunye ne-Terms of Reference yaye yandlalwa kwabo

bachaphazelekayo. Omabini la maxwebhu alungele ukuba lusetyenziswe ngokubonelwa kulo.

Inkqubo yeMpilo-ntle yaBasebenzi (EAP)

Isibhedlele siyaqhuba ukubakhathalela abasebenzi baso ngokusetyenziswa kweenkonzo zentengo yi-Ofisi enguNdlunkulu ukusuka kwi-ICAS, iingcebiso ezizimeleyo nezokucebisa. Ukubakho kweemgxaki ezixhaphakileyo zaye zanikwa ingqalelo kuqukwa nemiba engobudlelane, imiba yomthetho, unonophelo wkwezabantwana neentsapho, izigulo zengqondo/nolawulo lwemali. Ubudlelane phakathi kwe-EAP no-ICAS iyaqhuba ukuba ibe yimeko enokusebenza.

Umlinganiselo wokusetyenziswa kweenkonzo

Ngaphezu kweekota ezintathu zango-2011 (Epreli-Disemba) zaye zaqwalaselwa iingxaki/amatyala angaphezu kwe-139. Isithuba esiphakathi koEpreli noDisemba zaye zanikwa ingqalelo iingxaki/amatyala angama-227 ewonke, oko kubonise ukuhla ekusetyenzisweni kweenkonzo. Kuohaknyiswa ukuba iinkonzo zolawulo nezokuthunyelwa kwezinye iindawo kufuneka zikhuthazwe kananjalo kwenziwe iiseshini zokuxhobisa ngolwazi abasebenzi.

Kuyabonakala ukuba iingxaki ezininzi zivela ngaphandle kwemeko yomsebenzi, umzekelo imiba yobudlelane ephathelelene nabasetyhini ibe yeyona iphezulu kuluhlu lwazo zonke iingxaki ukusuka kwikoto kuse kwenye ikota ngo-2011. Oku kuhlelwe ngokwesini, le datha ibonisa ukuba amabhinqa, njengakwezinye iingxelo, asoloko ekhona kuzo zonke iingxaki ezithe zakho kunamadoda. Kukho neemoko ezibonisa imeko yengulo yengqondo/imiba echaphazela idepreshini nodandatheko.

Iqela lezinto ezinxulumene nomenzakalo ezenziwa emva kokuba kumiswe umsebenzi emsebenzini. Oku kwenzelwa ukuba bakwazi ukuzivakalisa iimvakelelo zabo kwaneenkalo zezo ngxaki ukuze kubuyiselwe imeko esiqhelweni kananjalo nendlela yokusetyenziswa kwabo.

Ukuhlelwa ngakumbi kwendlela yokusetyenziswa kweenkonzo kwiziko ngalinye njengoko liboniswe

kuluhlu ngasezantsi onesi lelona qela linenani epliphezulu lweengxaki kwaye oku kubonisa ulusebenzisana kwezinto ezithe zafunyaniswa kwixa elingaphambili. Ezinye iinkalo kwezokonga zachongwanjengezisemngcikweningokubhekiselele kubungozi obuungehlela abasebenzi bezempilo kwakunye nempilontle yabo.

I-HR Connect

I-HR Connect igxile kwiziqinisekiso zemfundo nezakhono zeMpilo naBasebenzi abaye bafaka iinkcukacha kumaphepha-mbuzo. Iziphumo zohlolo ziya kufumaneka ngo-2012.

Izinto ezibe yingxaki

- Eli Candelo laya lalahlekelwa ngabasebenzi balo kwisithuba seenyanga ezimbini (2) ezi-3 kwisi-5 sabasebenzi ngenxa yokutshintshwa.
- Ukusilela ukuhamba ngokweenkqubo nemimiselo elandelayo efana nezicelo zenkxaso-mali ezenziwa isikakhulu ngabasebenzi abaphezulu.
- Ukungabikho kwabasebenzi kakuhle ababeyile eluqeqeshweni
- Ukusilela ukulandela iinkqubo yoQheliso nolwaziso kwiNkonzo yoRhulumente kwinqanaba 6-12 ingakumbi abasebenzi bezonyango.

Okube yimpumelelo

- Ukuphucuka kwenendlela abati bazihambe ngayo abantu izinto nokuzinikela kwamalungu eKomiti yoPhuhliso lwezaBasebenzi.
- Ukuphucula iindlela zokuyiwa kweenkqubo zokufunda ezandisiweyo ngabasebenzi
- Ukuqinisa amaqhina odlelano phakathi koorhulumente kunye nemibutho efana ne-Government Employee Pension Fund kunye ne-Government Employee Medical Scheme.
- Ukuphunyezwa ngempumelelo kwenkqubo yoqeqeshelo-msebenzi apho ii-interns ziye ziqeshwe ngokusigxina.
- Ngaphandle kokungabikho kakuhle kwabasebenzi, icandelo loPhuhliso lwezaBasebenzi lakwazi ukuqhubeka noqeqesho.

Ukusetyenziswa kwenkonzo kwiziko ngalinye ngo- 2011

IZIKO-MPILO	Q 1 IINGXAKI	Q 2 IINGXAKI	Q 3 IINGXAKI	ZIZONKE
Oonesi beklinikhi	19	14	15	48
ULawulo	14	9	15	38
Iinkonzo zenkxaso	12	8	13	33
Ezonyango- ezinye	7	1	9	17
Zizonke	52	32	52	136

INGXELO NGENKCITHO ZONYAKA 2011		
IINKQUBO ZOQEQESHO	EZIFUNA IKHREDITHI	EZINGAFUNI KHREDITHI
Inkomfa yama-24 yonyaka yezoMthetho wezaBasebenzi		11 165,87
Ikomifi ezi-3 zobizo-maxabiso		6 940,00
Inkomga yama-30 yezinto eziphambili zoNonophelo lwaBakhulelweyo		2 420,50
INKongolo yama-50 ye-SAAPMB ne-SARPA		10 007,00
UCweyo olwaluphathelene nokuSetyenzwa kokuChachoswa koMqolo		200,00
UCweyo lwe-2B Faces of Anxiety & Ecosystem of Change		2 000,00
Inkqubo enzulu yokuncedisa i-Cardio Life		5 000,00
Ikhosi enzulu yeCSSD		12 000,00
Inkqubo enzulu yokuncedisa i-Neonatal Life		39 750,00
Inkqubo enzulu yokuncedisa iPaediatric Life		15 750,00
i-Advanced Trauma Life Support		6 050,00
i-Applied Therapy of Hypertensive Cardiovascular Disease		2 700,00
Ukuqeqeshw akwakhona ekuXhathiseni		650,00
Ikhosi esisiseko kwi-ICU		4 300,00
I-Basic Life Support		26 250,00
Ikhosi esisiseko ye-Sterilization		12 000,00
Ikhosi kwi-Basic Wheelchair Seating		2 000,00
i-Bobath Course: Ataxia Workshop		750,00
UkuNcancisa amabele noNikelo ngoBisi		600,00
Uqeqesho kuCAPS		500,00
Ikhosi kuQeqesho kwiKhondo lomsebenzi	7 500,00	
UCweyo malunga ne-Cerebral Palsy		2 100,00
UChacho ngokuphathelele kwiSibekele		600,00
INkomfa kuLawulo lweoNyango		13 296,08
UCweyo kwezoNyango kwi-Cognitive Behaviour		7 000,00
Uxolelaniso nolamlo		6 140,61
ULawulo loNgquzulwano		12 298,00
UQeqesho oluQhubekayo lwezoNyango		3 260,00
Ukumisela intlonipho emsebenzini		21 375,00
Imiba engeSimilo kwimeko yezoNyango		700,00
UCweyo olumalunga neCystic Fibrosis		120,00
Ukubonwa nokufunyaniswa koMhlaza wamaBele		30 813,65
UNonophelo kwesifo seswekile kwiiNgcali zoNyango		8 950,00
i-Dry Needling Module 2		2 100,00
UNxibelelo olufanelekileyo		16 946,10
Inkomfa yeENT		14 976,00
Ikhosi ye-Estro IMRT Feedback		13 523,93
Indlela yokuziphatha		880,00
Uvavanyo lwe-Cognitive & Behavioural Demands		250,00
Uncedo lokuqala	8 540,00	
INkomfa yezoKonga yoMzantsi Afrika		4 000,00
Uvavanyo lobuChule kwezoMsebenzi		9 000,00
Uqeqesho likaCaps kuGreyidi R		500,00
UCweyo oluamlunga nokwenza olujoliswe kwimilinganiselo yeenjongo		750,00

¹ South African Association of Physicists in Medicine and Biology² Southern African Radiation Protection Association (SARPA)³ National Curriculum and Assessment Policy Statement⁴ IMRT: Intensity-modulated radiation therapy

INGXELO NGENKCITHO ZONYAKA 2011		
IINKQUBO ZOQEQESHO	EZIFUNA IKHREDITHI	EZINGAFUNI KHREDITHI
Ikhosi emalunga neNtloko ebuhlungu		1 150,00
i-Health Informatics eMzantsi Afrika		2 150,00
Inkomfa yokusetyenziswa kwezoNonophelo-mpilo phantsi kweemeko zokuswela izibonelelo		8 790,00
INKomfa ye-Hospital Association of yoMzantsi Afrika ngo- 2011		4 000,00
ULawulo olunguvul'indlela kwicandelo loRhulumente		500,00
IKhosi ye-Intermediate malunga noNgcoliseko nokuCoca		18 000,00
Ikhosi ye-Intermediate Seating		1 250,00
Isixhobo ze-Intra Uterine		5 000,00
Uphando noBhalo lweNgxelo ngo-2011		6 822,90
UMcoci waseKhitshini		26 000,00
Ukuchacha kweDolo neQatha		600,00
UCweyo olumalunga neeNkqubo zeLabour Court		13 765,80
Ukuqeqeshwa kwezoBudlelane bezoMsebenzi		2 600,00
UCweyo olumalunga neLymphoedema		250,00
ULawulo lweZibhedlele ze-Electrical Zones		13 676,58
UkuLawula ngokweeNjongo		3 328,50
Ukucebisa nokuQeqesha	3 306,00	
I-MS Adobe Photoshop Level 1		12 000,00
I-MS Adobe Photoshop Level 2		12 000,00
I-Ms Excel 2007 Level 1		11 200,00
I-Ms Excel 2007 Level 2		10 800,00
I-Ms Excel 2007 Level 3		10 800,00
I-MS PowerPoint 2007 Level 1		9 200,00
I-MS PowerPoint 2007 Level 2		6 400,00
I-MS Word 2007 Level 1		9 600,00
I-MS Word 2007 Level 2		8 800,00
I-MS Word 2007 Level 3		8 800,00
I-Multimodality Detection nokuFunyaniswa kweZifo zeBele		2 212,96
Uqeqesho lwezihlunu nophahla lomzimba		3 546,50
i-National NTSG		12 444,80
Iforam yeSizwe yoNyango ngokuThetha nokuVa		2 677,50
Inkomfa ye-Ndiyeva Audiology and Auditory-verbal		2 850,00
Inqubo zokujongana nentliziyo kwaBakhuluelweyo eBantwanani		450,00
i-Neonatal CPR		150,00
INKomfa yokuFunda yezoKonga		12 842,90
INKqubo esekeke kwezoMsebenzi: Ukukhuthaza kuMacandelo okwenziwa komsebenzi noMsebenzi		700,00
I-Optimal Dry Needling		2 100,00
Ukuphefumiswa kweentsana nabantwana		3 200,00
I-Paediatric Life Support		1 500,00
Ulawulo lweentlungu		1 800,00
i-Power Pallet Truck Novice		1 686,00
i-Power Pallet Truck Refresher		1 674,00

INGXELO NGENKCITHO ZONYAKA 2011		
IINKQUBO ZOQEQESHO	EZIFUNA IKHREDITHI	EZINGAFUNI KHREDITHI
Ucweyo lweNkqubo-qhinga zokwenza uMsebenzi		2 000,00
ULawulo lwezabasebenzi	7 200,00	
IForam yoQeqesho kwiNkqubo yoRhulumente		7 093,00
UCweyo olumalunga noQinisekiso ngoMgangatho		15 000,00
ULawulo loMgangatho	25 456,20	
Ingxaki ye-Reflexology and Bipolar Mood		200,00
UCweyo olumalunga noChachiso		1 000,00
Ikhosi ye-RSSA MDCT Essential2011		7 679,00
Indwo yolungiso lwezihlalo- izitulo ezihambayo neeBuggies		2 000,00
ISimpoziam emayela nokuBelekisa (iSensitive Midwery)		450,00
IForenzikhil emalunga noXhphazo ngokwesondo		2 400,00
Ikhosi emfutshane kwi-Undergraduate Clinical Supervision		4 500,00
Umnxulumanisi weZakhono zoPhuhliso	11,400,00	
i-SORSA-RSSA 2011 Imaging Congress		9 443,00
INkomfa ye-South African Burn Society		2 000,00
ULawulo lwesitresi/ unxunguphalo		24 568,80
ULawulo olucetyiweyo lweePhesti		27 000,00
Iingxaki eziethe-ethe ze-Movement & Postural Control - an NDT Approach		245,00
Ikhosi ye-Tanya Bell Lower Quarter		1 700,00
i-Teambuilding		7 137,00
i- OHS Act 1993 & Electrical Safety Regulation & Standards		7 522,86
i-Road Accident Fund and Debt Recovery eMzantsi Afrika		100,00
Unyango lwemisipha enzakeleyo nokushwabana kwemithambo-luvo.		1 200,00
ULawulo lwexesha		12 036,00
Ukunyanga kwemithambo-luvo eyenzakeleyo kunye nomenzakalo emisipheni		2 000,00
Amabhinqa kwezoLawulo		2 900,00
Zizonke	63 402,20	728 105,84
Zizonke ziphelele		791 508,04

⁵ RSSA MDCT: Radiology Society of South Africa: Multidetector CT Scanning

⁶ SORSA: Society of Radiographers of South Africa

IINKQUBO ZE-LEARNERSHIP		
I-DIAGNOSTIC RADIOGRAPHY	IMALI YEHWSETA	IMALI YE-1%
Imali yeKlasi	93 500,00	
Imali yeYunifom	11 000,00	
I-Stipendi	198 000,00	
1%		38 500,00
Abongikazi ababhalisiweyo	HWSETA FUNDING	1% FUNDING
IAllowance	68 400,00	
ENROLLED NURSE	HWSETA FUNDING	1% FUNDING
IAllowance	10 000,00	
Zizonke	370 900,00	38 500,00
Zizonke ziphelele		409 400,00

IZIDLO		
Feb / Mat 11	libhiskiti	154,00
	Izidlo	1 191,30
	Imiphako	79,32
Epr-11	Imiphako	146,07
Mey-11	Izidlo	1 407,90
	libhiskiti	466,40
	Imiphako	437,79
Jun-11	Izidlo	1 028,85
	libhiskiti	230,75
	Imiphako	145,00
Jul-11	Izidlo	1 482,00
	libhiskiti	230,95
	Imiphako	128,90
Sep-11	libhiskiti	376,40
	Izidlo	1 137,15
Nov-11	libhiskiti	
	Izidlo	2 508,00
	Imiphako	202,39
Zizonke		11 353,17

I-INTERNSHIP	
Inkqubo iExpanded Public Works Programme	528 300,00
iNational Diploma: kwi-Boiler making	9 000,00
iNational Diploma: kuLawulo lweNkqubo zoMsebenzi	15 000,00
iNational Diploma: kuLawulo lwezeMali	24 000,00
iDiploma: kuLawulo lwezaBasebenzi	13 500,00
iNational Diploma: kuLawulo lwe-Ofisi neTeknoloji	7 500,00
iNational Diploma: kuLawulo loLuntu	37 500,00
Zizonke	634 800,00

Inkxaso-mali ye-iMOCOMP	
ISemina yeNeonatology	1 200,00
INkomfa ye-South African Burn Society Conference	9 230,00
UCweyo olwalubhekiselele kwiNational Kangaroo Mother Care Workshop	2 000,00
Zizonke	12 430,00

Inkqubo zezizwe zehlabathi ezinatyiwayo

Ngeli xesha lengxelo inani leenkqubo namaphulo aye enziwa ngokubhekiselele kwizinto eziluxanduva.

INetherlands

Kwakukho utyelelo amatyeli amabini awayelungiselelwe ooManejala bezeMpilo baseDutch. Babengama-46 bebonke

Ukwabiwa kwabafundi kwezonyango

KwezoNyango 4

KwezoKonga 4

I-United Kingdom

I-NHS –Laye lwafumaneka uncedo ngokubhekiselele kwiiprojekthi zentsebenziswano ze-Community Health: iSibhedlele iGroote Schuur

IChina

UTyelelo loManejala wezeMpilo waseChina olwalulungiselwe

IMozambique

Abathunywa: Uncedo olwalusiya eMpuma Koloni naseGauteng

IBhodi yeSibhedlele iTygerberg - Carel Du Toit

Ezoqhagamshelwano noNxibelelwano lukawonke-wonke

Ms LC Pienaar

I-Ofisi yoNxibelelwano iyaqhuba nokudlala indima ephambili kunxibelelwano lwangaphakathi nolwangaphandle, kuqukwa nezi zilandelayo: ukunxulumanisa amajelo eendaba, izinto ezipapashwayo, ukwazisa ngeenkqubo, ubudlelwane bezabasebenzi, imicimbi eyodwa, ukwamkela iminikelo, utyelelo olulodwa, uluntu lweli, abatyeleli bezizwe zehlabathi kunye noosaziwayo.

IiNdwendwe ezizodwa

I-Ofisi isebenzisana ngokusondeleneyo namanye amasebe ohlukeneyo ukuqinisekisa uququzelelo lwabatyeleli balapha nabangaphandle luhamba ngokukhululekileyo. Abatyeleli bangaphandle, abatyeleli abakhethekileyo nosaziwayo kuquke oku landelayo: le ofisi isebenza

Ms Patricia de Lille	Januarinowe-10 Disemba
Abameli baseNetherlands	16 Februwari
UMnu Breyton Paulse	11 Matshi
UMphathiswa C Botha	Matshinange-6 Meyi
AbaThunywa baseTaipei	27 Meyi
Locnville Twins	21 Disemba

Imicimbi eyodwa

USuku lukaWonkewonke	11 Matshi
USuku lokuQatshelwa kweZintso	11 Matshi
USuku lokuQatshwala kwezoKonga	12 Meyi
USuku lokunika ingqalelo uMandela	18 Julayi
Women's Day	5 Agasti
i-TygerBear's Pink & Blue Campaign	12 Agasti
IKhosathi yaseNtwasahlobo yoNyakat	9 Septemba
USuku lokuxhobisa ngolwazi ngeTB	3 Septemba
Ukuvulwa kweZiko lokuHlala ngokuqesha	20 Septemba
USuku lokuQatshelwa kweMpilo yabaSebenzi	12 nowe 14 Oktobha
USuku lokuQatshelwa kwe-IPC	2 Novemba
I-Hartman Lecture Awards	10 Novemba
UMbhiyozo wooNesi yoNyakal UMbhiyozo weSibhambathiso soonesi	11 Novemba
ITheko lee-CEO	12 Novemba
i-Smile Week	16 Novemba
USuku lulaWonkewonke lweSifo seSwekile	17 Novemba
ITheko leKrisimesi laBantwana	26 Novemba

ULawulo lwezigulane Ms J Jooste**Iirekhodi zezoNyango Ms M Xontana**

ISONGEZELELO SABASEBENZI	ZIZONKE
IGosa loLawulo eliPhezulu	1
UMabhalane oyiNtloko	1
IGosa eliNcedisayo eliyiNtloko	1
UMabhalane oPhezulu	58
Isithuba esingenamntu sabaChweth-ezi beDatha	2
Abahambisi beposi	6

Okube phambili**Ukutshitshiswa kweefolda neefolda ezingasasebenziyo zabaswelekayo**

Ngokwemimiselo yooVimba-nkcukacha eli candelo latshabalalisa iifolda ezingamawaka mabini ezingasasebenziyo kunye nezingamawaka mathathu ezingasasebenziyo zezigulane ezatshonayo ezazisele zihleli elugcinweni isithuba seminyaka emihlanu.

Ukudibanisa iifolda ezingambini

Zadityaniswa ngempumelelo iifolda ezingambini

eziliqela kulo nyaka. Kwathi ngoSeptemba 2011 ingxelo ye-HIS yabonisa ukuba iifolda ezili-105 apho ezingama-83 zaye zakhangelwa zafumaneka zaza zadityaniswa.

Izizathu zokuba kwenziwa iifolda ngambini

- Iifolda zigcinwa zitshixelwe ezi-ofisini
- Iifolda sukube zingafumaneki

Amanyathelo

- Eli candelo liye licele ingxelo yenyanga nenyanga kuze kudityaniswe iifolda ngoko nangoko xa kuthe kanti ziliqela ezomntu omnye.
- OoMabhalane abasebenza ngeefolda baye bazibone eziphindwayo ukwenziwa ngexesha lokwenziwa kwefayili
- Ukukhangelwa kweefolda ngokusebenzisa inkqubo yogqithiselo ye-Clinicom

Izizathu zokuba izigulane zibe neenombolo eziliqela zesigulane endaweni yenombolo enye

- Izigulane ziye ziye kwizibhedlele ezahlukeneyo.
- Umabhalane wezolwamkelo usokola ukubiza iifani zezigulane
- Izigulane ziye zibize amagama azo esilungu ingengawo lawo akwiSazisi

Amanyathelo

- Ngo-2011 inani leemeko ezifana nezi zaye zabonwa zaza zalungiswa
- ISazisi sibalulekile kodwa zisekho iingxaki. I-avareji engama-40% yezigulane azizi neSazisi xa zifika esibhedlele.

Ukuncitshiswa kwamaxesha okulinda ezigulane

Lijongwa miha le ixesha elithathwa yifolda ukuba ifike kwindawo ekufaneleke ukuba igqibele ikuyo. UMabhalane oyiNtloko wezoLawulo uye amane ukutshakishakwindawo ebizwa ngokubayi-Call folder area ukuze ajonge izicelo ebezingalungiselelwanga ezenziweyo zeefolda.

Izizathu zokuba ifolda ifike kade kwiindawo ezinika iinkonzo:

- Kungenxa yobuninzi bezicelo zabantu abavele bafike okanye apho kuvele kufuneka iifolda ebezingalungiselelwanga
- Ukusiwa kwiindawo ezingachanekanga zokuprinta – into eyenzeka ngaphandle kwesizathu esingavakaliyo
- Iifolda ezingafumanekanga – iifolda ezingabuyiselwanga kwiNdawo yoGcino ziRekhodi ngexesha elimiselweyo
- Ngaphezu kwedinga elinye kwangemini enye

- lifolda eziselugcinweni kwiindawo ezahlukeneyo kwiindawo zoGcino ziiRekhodi
- UPhicotho lweeFolda
- Ukungafayilishi kakuhle

Ukwenza kubekho indawo yokubeka efuneka kakhulu- Ukutshatyalaliswa kwee-X reyi

Inani elikhulu lee-X reyi ezaye zagcinwa isithuba seminyaka emi-5 zaye salahlwa – ngeenjongo zokuphucula indawo kwanokwenza kubekho indawo.

lirejista ngeNARS

IRejista yabangasekhoyo: isiqinisekiso 15/1/4/3

IRejista yezitshitshisiweyo: isiqiniseko 15/1/4/3

INcwadi yeeNgxelo

lingxaki

- Ukwanda kweefolda ezigcwele ngaphezu komlinganiselo–zinegalelo ekuncipheki kwendawo
- lifolda ezingasetyenziswayo kwa X-block
- Izitora ezongezelweyo zefayili zokugcina iifolda zezigulane

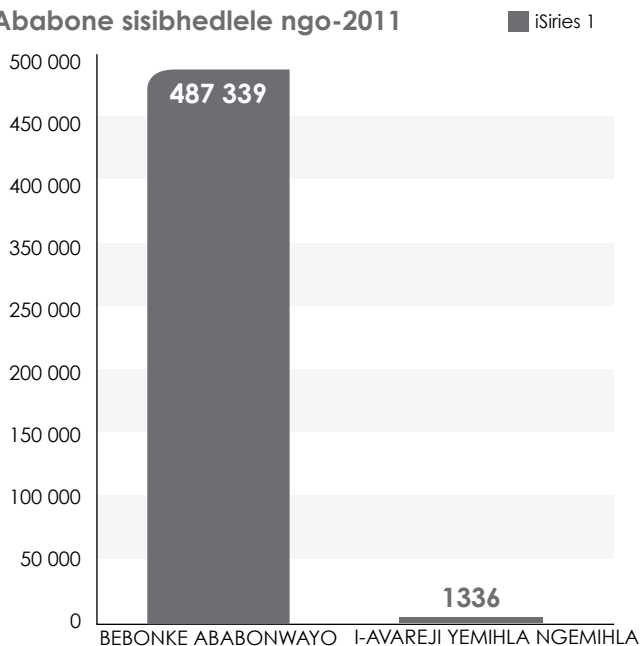
linkonzo zezigulane kwindawo yolwamkelo:

ICandelo leZigulane ezingalaliswayo (OPD)

UMnu R Mouton

UMHLA	ISIHLOKO	ABASEBENZI
Juni	iCLINICOM	6
Julay	iCLINICOM	10
Aga	Uqheliso-msebenzi	14
Aga	Ukutshintsha kweSistim	Zidityaniswe zonke
Sept	Ulwaneliseko lwezigulane	Zidityaniswe zonke
Okt	iCLINICOM	2
Okt	likheshiya	3

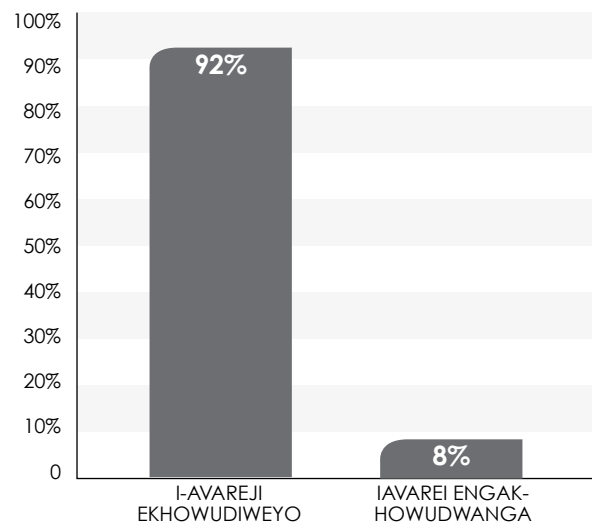
Ababone sisibhedlele ngo-2011



Amanani-nkcazo ICD10

(U-ICD umele u-International Classification of Disease)

INYANGA	OPD ICD 10 CODING
Epr	92,3%
Mey	93,4%
Jun	92,5%
Jul	92,9%
Aga	92,6%
Sept	92,2%
Okt	93,6%
Nov	94,9%
Dis	91,7%



ngokwemida yeenkcukacha zedatha ukuqinisekisa ngeentlawulo ezichanekileyo nezenziwa ngexesha.

Amanani-nkcazo eKheshiya

INYANGA	INGENISO
Epr	R 180 572,00
Mey	R 219 662,00
Jun	R 246 919,00
July	R 219 941,00
Aga	R 223 962,00
Sept	R 247 049,00
Okt	R 279 255,00
Nov	R 286 907,00
Dis	R 145 957,00

linkqubo –qhinga zeeNombolo ze-ID

Ukwenziwa kweengqwalaselo qho ngeveki ngabasebenzi naBaphathi

lingxelo zeNyanga zenziwa ngaBaphathi zisiwe kwi-SAO kuze kwenziwe ushwankathelo kwi-ASD

Izigulane nee-debtor ID zijongwa qho ngesistim

Izibonelelo: Izintlu zokuLandelwa kwee-Invoyisi ezenziwa mihla le INqaku le-Clinicom

Ubeko-liso:

- Ukuthelekisa idatha engumthombo kunye nedatha yeClinicom
- Ukwenza nokwandlala amanani-ncazo

Imiceli mngeni

Abamatyala sele bekwisistim yezigulane – ungazamkeli i-ID kwi-DT filed (faka kuphela i-note field)

Kungoku nje unxibelelwano neManejala yeClinicom System malunga noku kungasentla

Inkqubo qhinga eyenzelwe ukujongana namaxesha okulinda (ifolda eyi-call folder) Strategy**linkqubo-qhinga**

- linkqubo zophando ze-Call folder
- Ukuqokelelwa okungamiselwanga kweefolda ze-Call Folder Slips zomhla onikiweyo nexesha
- Ukufakwa kweedatha kwiMicrosoft Excel
- Ukuhlalutya nokucaciswa kwedatha
- Ukwandlalwa nokunikwa kwengxelo ngezinto ezifunyanisiweyo
- Ukuxelwa kweefolda ezifunwa isithuba esingaphezu kwemizuzu engama-30 ezisuka kwiNdawo yoGcino ziRekhodi
- linkqubo ezongezelelweyo zengqwalaselo:
- Ukutshelwa kobhukisho neefolda
- Ukubekwa kweliso kwi-Case Note
- Ukubeka iliso kumanani-nkcazo abangensiwa esibhedlele

Amanani-nkcazo malunga namaxesha okulinda

UMHLA	ISITHUBA SEMIZUZU ENGAMA-30	IMIZUZU ENGAPHEZU KWAMA-30
10/05/2011	81%	19
22/08/2011	12%	88% (oomatshini aben-engxaki be-call folder)

29/08/2011	27%	73% (oomatshini aben-engxaki be-call folder)
UMHLA	ISITHUBA SEMIZUZU ENGAMA-30	IMIZUZU ENGAPHEZU KWAMA-30
05/09/2011	81%	19%
12/09/2011	86%	14%
19/09/2011	84%	16%
28/09/2011	91%	9%
20/10/2011	92%	8%
30/11/2011	86%	14%

Inkqubo-qhinga yamaxesha okulinda (kuLwamkelo naseziklinikhi)

- Ukutshelwa kweenombolo zezigulane okungamiselwanga kwindawo yolwamkelo naseziklinikhi ngexesha nomhla othile
- Ekujoliswe kuko: kukubala ireshoyo yezigulane eziseziklinikhi ngokubhekiselele kwizigulane ezikwenindaswo yokulinda kwindawo yolwamkelo nokubala ireshiyo njengenani eliyipesenti
- Abaphathi baqokelela baphinde bangenise idatha
- I-SAO – iyarekhoda, ishwankathel ize ibale idatha
- Izinto ezachazwayo ezafunyanwayo/ezandlalwa kwi-ASD

IINKONZO ZOLWAMKELO LWEZIGULANE:**Elokungxamisekileyo****Izibonelelo**

IGosa loLawulo eliyiNtloko	43
OoMabhalane bezoLawulo abaziiNtloko	4
OoMabhalane bezoLawulo abaPhezulu	1

Isishwankathelo

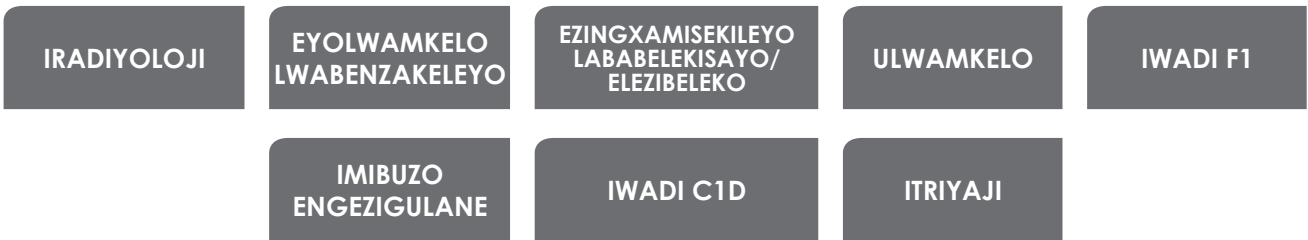
Iinkonzo zokuNgxamisekileyo licandelwana loLawulo lweziGulane kwaye linoxanduva lokunika inkxaso yezolawulo kumacandelo enkonzo yokuNgxamisekileyo iiyure ezingama-24

AMANANI –NKCAZO NGAMAXESHA OKULINDA KWINDAWO YOLWAMKELO NASEZIKLINIKHI

UMHLA	IXESHA	INANI LABAM-KELWAYO	IZIGULN EZ-INGENISIWEYO	IZIGLNE EZ-INGENISIWEYO	I- % ESEKLINIKHI
21/09/2011	10:00	4	62	286	82%
22/09/2011	10:00	4	61	305	83%
19/10/2011	10:00	11	92	554	85%
26(27)/10/2011	10:00	11	45	557	92%
17/11/2011	10:00	6	17	217	92%
30/11/2011	10:00	11	148	699	82%

Izinto eziluxanduva:

Sinikezela inkonzo yenkxaso kwezolawulo kula macandelo alandelayo asebenza ngonyango olungxamisekileyo iiyure ezingama-24:

**OKUBE PHAMBILI NGO-2011**

Ukufaka iingcombolo ze-ICD10 ngokweekhowudi kwii-invoyisi kuye kwaphucuka noko ngomlinganiselo oye kuthi xhaxhe ngaphezulu kwama-95% phaya ekupheleni koDisemba. Ukufakwa kweenkcukacha zeZazisi zabonakalisa ukuphucuka noko.

Amanqaku ngabangakhange babekho agcinwa ngokuhlaziywa qho ngeveki.

Amaxesha okulinda – iifolda zecandelo lokuNgxamisekileyo ezithathwa kwicandelo leeRekhodi zoNyango:

AMAXESHA OKULINDA	IMIZUZU	IYONKE
Ngaphantsi kwamashumi ama 30 Minutes	0 ukuya 29	786
>30 minutes	30+	424
Iyonke		1210

IINKONZO ZEZIGULANE EZILALISWAYO**Ms B Williams****Abasebenzi abongezelweyo**

IINKALO ZENKONZO	BEBONKE
IWadi yabucala (RGP)D4	1
	1

2.1 Abasebenzi bewadi:

IGAMA LEWADI	JAN	FEB	MAT	EPR	MEY	JUN	JUL	AGA	SEP	OKT	NOV	DIS
Kwa-D1 Vascular Surgery	15	3	32	28	39	50	19	33	19	50	64	46
Kwa-D7 Ophthalmology	39	26	31	39	43	40	41	44	33	38	31	56
Kwa-G1 Neonatal Medicine	1	2	2	4	13	2	7	3	4	12	23	8
Kwa-G4 Paediatric Surgery	16	11	6	14	12	8	11	14	19	12	29	6
Kwa-G5 Ear, Nose & Throat	8	4	15	15	9	13	10	11	12	5	7	38
Kwa-G9 Paed Internal Medicine	12	5	6	4	3	5	4	12	15	8	5	9
Zizonke	91	51	92	104	119	118	92	117	102	125	159	30

IINKALO ZENKONZO	BEBONKE
iPlastic Surgery/ Cosmetic eWadi D3	1
UTyando oluNgephi	37
Ezinye iiwadi	10
ISibhedlele saBantwana	

Abasebenzi	BEBONKE
IGosa loLawulo eliPhezulu	1
UMabhalane oyinTloko	1
OoMabhalane beWadi	49
USozilwimi/Itoliki	1
Isithuba esingenamntu	1

Izinto ezibe yingxaki ngo-2011

1. Ababesebenzi beeWadi kwiiwadi eziliqela
2. Izigulane eziza emva kweeyure zokusebenza zase-G Ground, azifakwanga kule nkqubo
3. Izigulane zamanye amazwe- ezingenawo / awaphelelwa lixesha amaphepha-mvume azo
4. I-ICD10 coding – kukhowudisha abasebenzi bezonyango kusahleli kuyingxaki
5. Izigulane ezafela ekhaya kwanokuhlaziya iinkcukacha ezinge-Clinicom
6. Ukusetyenziswa kweebhedi kwiiwadi ezinezigulane ezinyangwa phantsi konyango olukwinqabana olusisiseko – ukukhetha izigulane

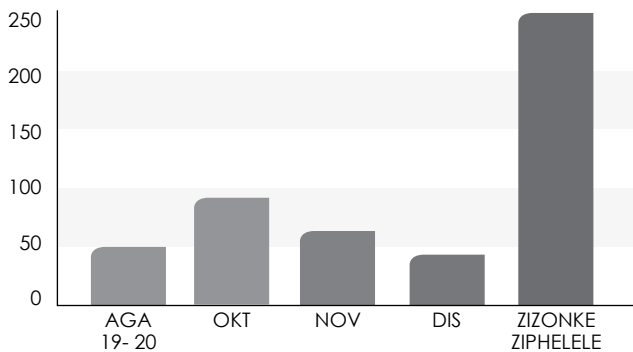
Izigulane ezibonwa kwezi wadi eziphundayo ukuhambela unyango lwazo e-OPD. Le nkqubo yenza kubekho iingxaki kwezonyango.

2.2 Abangeniswa emva kweeyure zokungeniswa kwa G Ground ababhaliswanga

Ngaphandle nje kokuba inkonzo yasemva kweeyure zomsebenzi eyenziwa ngabasebenzi beShiffi, umabhalane wasemini wafumana isigulane ngenye intsasa singakhange sabe singeniswe ewadini.

Ukugcinwa kweerekhodi kwenziwa ukususela ngo-Oktobha 2011 nezi ziphumo zilandelayo.

INYANGA	ZIZONKE
Agasti 19-20	48
Oktobha	93
Novemba	62
Disemba	47
Zizonke ziphelele:	250



Imiqathango yezigulane ezabhubhela ekhaya okanyeemva kweeyure zomsebenzi eG Ground

- Ukuqinisekisa ukuba ukufa okwenzeke emva kweeyure zomsebenzi kuyabhaliswa kwisistim kwiWadi yoNyango oluNgxamisekileyo yaBantwana – Unesi kufuneka athinte uMphathi waloo Shiffi malunga nezi meko.
- Ukugcinwa kweerekhodi/lirejista zeZigulane ezibhubhele ekhaya ezikwicandelo loLwamkelo kwaE1, eMedical legal naseGene Louw
- Abasebenzi bezolawulo bezokonga kufuneka baqinisekise ukuba bathumela iiRekhodi zezoNyango ukuze kuhlaziywe iinkcukacha kwiirekhodi zesigulane e-Clinicom.

Okube Phambili

• Izixhobo:

Icandelo lezigulane ezilalisiweyo lafumana iikhompyutha ezongezelelweyo kwindawo yolwamkelo kwa-E4, uphuculo lwezinye iikhompyutha phantse kwiiwadi zonke kwakunye neePrinta ezingama-25 zeSato ezikhawulezisa ukuprinta izitikha emawadini.

Eli candelo laye lafumana neeHitha ezingama-35, iifeni ezingama-40, izitulo ezinde emqolo ezingama-28 kunye nezitulo ezi-5 zeekhompyutha.

• I-SMS Day Surgery:

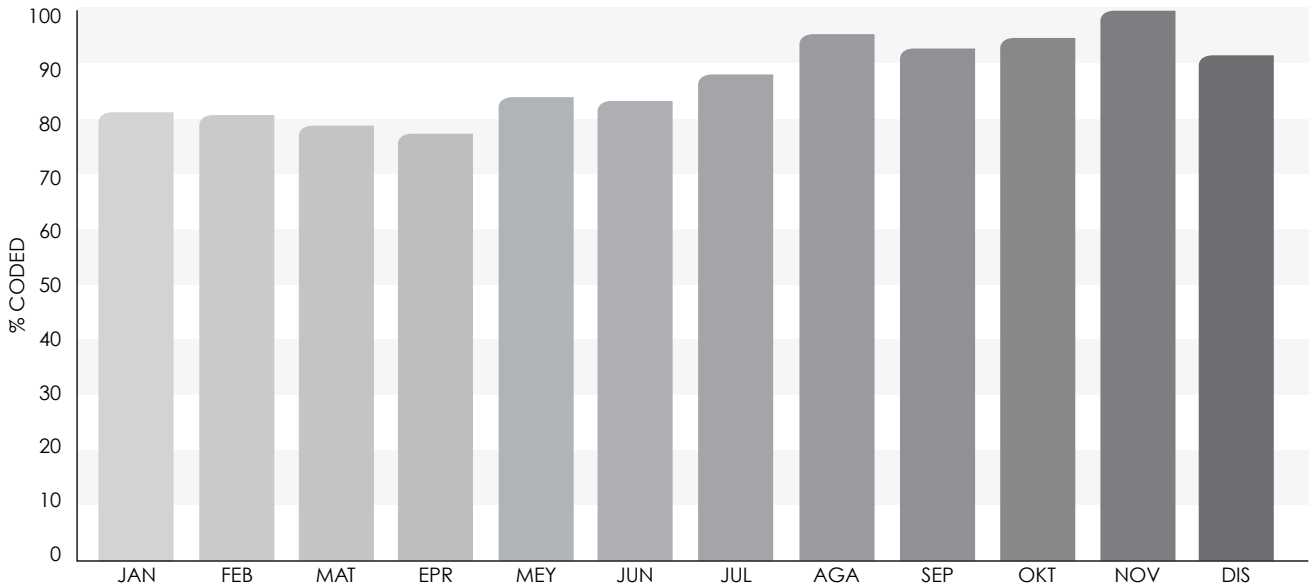
izixhobo ze-SMS ezasetyenziswayo ngo-Oktobha 2011 zaza zaphuculwa ngomhla we-5 kuDisemba 2011 ukuze oko kwenze uMabhalana weWadi waseSejari ukuthumela imiyalezo kwizigulane ezingama-20 ezahlukeneyo ngexesha elinye.

• Ukuhlolwa koMgangatho-izigulane ezifa zisesesibhedlele:

limeko ezingama-883 ukusuka kuMatshi ukuya ku-Agasti 2011 baye baphandwa kanti nazo zonke ezi meko zaye zabhaliswa njengeziswelekileyo kwisistim.

i-ICD 10: % yezigulane ezikhowudiweyo

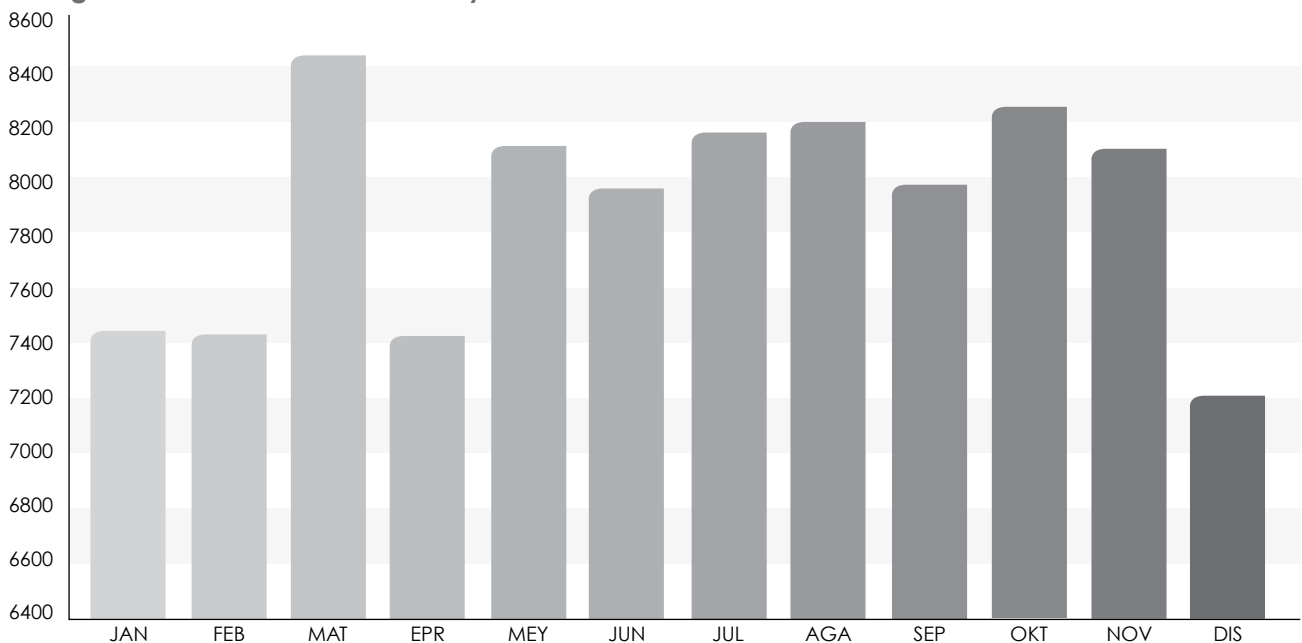
INYANGA	I-% EKHOWUDIWEYO	ZIZONKE IIWADI ENE- 100% EKHOWUDIWEYO
Januwari	83,79	8
Februwari	83,48	6
Matshi	81,15	7
Epreli	78,9	7
Meyi	85,45	8
Juni	85,07	6
Julayi	88,62	11
Agasti	96,24	18
Septemba	94,45	16
Oktobha	96,81	27
Novemba	98,77	33
Disemba	91,44	16

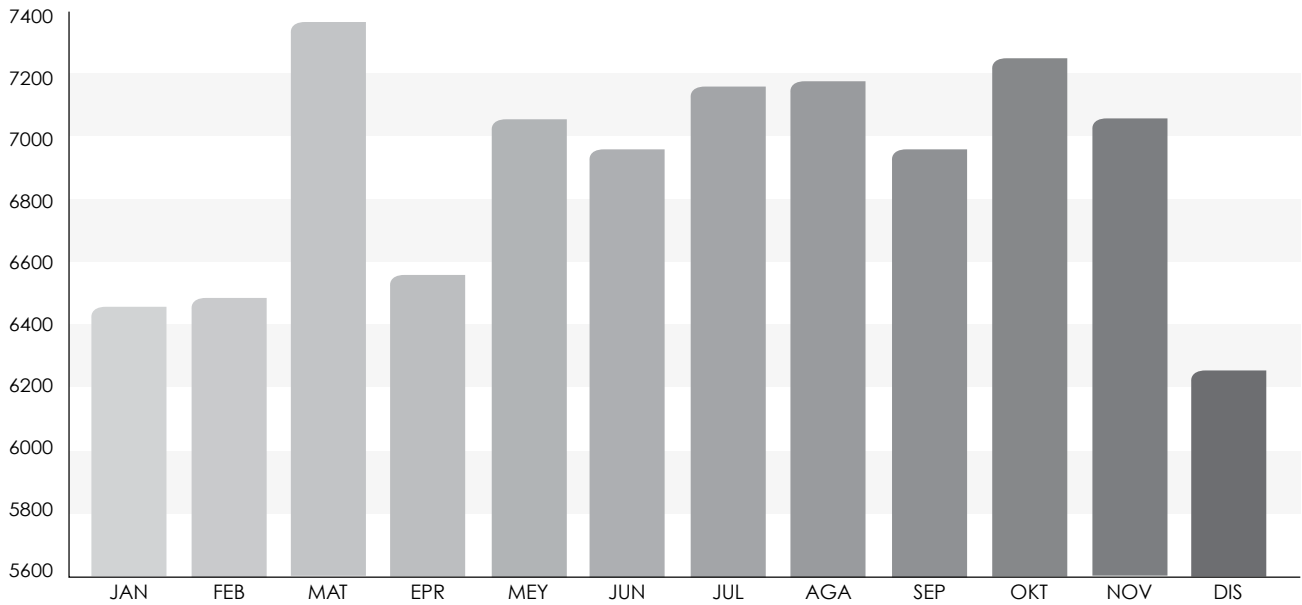


Abamkelwayo: Zizonke izigulane ezingeniswe esibhedlele kukho abathunyelweyo nokuba abekho ngaphakathi ngo 2011

INYANGA	ABANGENISIWEYO	INYANGA	ABANGENISIWEYO+ ABATHUNYELWE BENGAPHAKATHI
Januwari	6499	Januwari	7522
Februwari	6520	Februwari	7498
Matshi	7371	Matshi	8513
Epreli	6562	Epreli	7486
Meyi	7057	Meyi	8097
Juni	6949	Juni	7950
Julayi	7153	Julayi	8163
Agasti	7160	Agasti	8211
Septemba	6948	Septemba	7952
Oktobha	7242	Oktobha	8260
Novemba	7059	Novemba	8076
Disembar	6284	Disembar	7211

Abangeniswe esibhedlele nabathunyelwe sisibhedlele



Abangenisiweyo**Uqokumbelo:**

- Umbono nomnqophiso kukusoloko sisiza neenkonzo ezisemgangathweni kwizigulane, amacandelo oluntu nelezonyango
- Ukugcina umlinganiselo ongama-80% kudibene nezigulane ezingalaliswayo ze-ICD10 zomlinganiselo wekhowdingi
- Ukuphonononga iindlela zokubuchule ukuqinisekisa ngocikizeko lokukhethwa kweNgcali
- Ukuqhuba nokubeka iliso kwizigulane esele zasweleka
- Inkqubo yobekoliso eqhubekayo kumanani- nkcazo ezigulane

IMIRHUMO YESIBHEDLELE**Mnu J Jordaan and Mr R James****Okube Phambili:**

Ungqamaniso kwe-BAS neHIS (Billing) yaba nempumelelo kuNyaka-mali.limpazamo eziye zachongwa kule nkqubo zaye zalungiswa.

Lwenziwa uphicotho loMphicothi Jikelele lwagqitywa ngaphandle kweziphene kwingxelo.

Imisebenzi ye-ova yenziwa kwimmeko ezingama-5240 kungekho manyathelo okanye lurhoxiso lukhe lwenziwa kule nkqubo.Ikakhulu ezo meko ezaye zachongwa sele zikwithuba lokuba zithunyelwe kubaQokeleli beeMali zamatyala.

Abamatyala abafakwe kwii-invoyisi zexesha elide ngendlela engeyiyo zaye zaqwalaselwa kwaza kwanikwa ikhredithi efanelekileyo

Ukusuka kumhla wokuqala kuJulayi ngo-2011 oomabhalane aba-4 baye baqwalaselwa ukuze

bagxile ekulandeleleni ii-invoyisi ezingekahlawuleki ezineMedical insurance. Iqela elijongene nomsebenzi lamiselwa ukuze lijongane nezi zinto zilandelayo qho ngenyanga: imeyili ebuyisiweyo, ii-invoyisi ezingakahlawulwa iintsuku ezingaphezulu kwezili-120, nesicwangciso kutsalelwe umnxeba umqokeleli matyala ngemfonono. Ezi invoyisi zingekahlawulwa ezidlule kwi-120zaye zaqwalaselwa kwaye zonke iinkqubo okanye ukurhoxiswa kwazo kwaye kwalandelelwa.Ii-invoyisi ezingazange zisetyenzwe okanye ezarhoxiswayo zaye zacinywa laza ityala elo lagqithiselwa kumqokeleli matyala.

Imiyalezo ngeSMS yayithunyelwe leli ziko kwabo banamatyala ukubaxelela ngemali elityala labo.

ISistim entsha ye-AR yaqalisa ukusebenza ngoNovemba 2011.Oku kwaphunyezwa ukuqinisekisa iClinicom System esebenziselana ne-Account Receivable System.Izilungiso ziya kungeniswa njengehlawulweyo kwenye isistim.

Icandelo leDebhithi/Khredithi laye laqaliswa ukusetyenziswa ngoJanuwari ngo-2009. Ukusuka kumhla wokusebenza kwalo ukuza kuthi ga kwingeniso yonyaka eyenziwa leli ziko imi ngolu hlobo.

UNYAKA	ISIXA-MALI
2009	R227 809,13
2010	R747 692,63
2011	R818 633,09

Umenzakalo emsebenzini malunga namaxwebhu aya e-COIDA ngokubhekiselele ekufakweni kwingxaki njengoko iingxelo zezonyango azigqitywanga ngexesha. Oku kube neziphumo ekuncitshisiweyo kwengeniso lufumene ezi meko.

Kwaye kwaxoxwa ngomba nemvume/igunya lokuqesha abasebenzi bezonyango ukuze basebenze ngezi ngxelo ngemali engekahlawulwa.

Kwaqeshwa abasebenzi bezonyango ababini isithuba seenyanga ezi-2 ukuze benze iingxelo zemali engekahlawulwa. Kwafumaneka iskena samaxwebhu umsebenzi wawo ikukuthumela amaphepha kuAlexander Forbes siye sawenza umsebenzi wakhawuleza.

Ngomhla we-11 kuJulayi 2011 kwahlala intlanganisokunye namalungu e-S.A.P.S kunye neenkqubela ngeengxelo ngebhalansi engekahlawulwa ezifumaneka qho. Intlawulo zezi invooyisi zandiswa

ngokweziphumo zale ntlanganisokunye.

Inkqubela malunga namatyala eLate Estate:

Imali eyibhalsansi engekahlawulwa yeLate Estate zaye zacutheka ngokuphawulekayo njengoko amatyala aya kwiRoad Accident noMenzakalo eMsebenzini ayefakwe ngempazamo kwiprogram kwingxelo yeLate Estate.

AbasemaGunyeni baye bacelwa baza bafumana uMphathi weNkundla EPhakamileyo yamatyala ukuba abakhangele kwi-Web Site yabo. Amatyala angekahlawulwa aye aphaniswa kwiWeb site kodwa ngelishwa amatyala lawo aye athunyelwa ukuba arhoxiswe.

Icandelo elilandela iMedical Aid

Imali efunwayo yi- EDI (Electronic data Interface) yande ngale ndlela ichazwe ngezantsi:

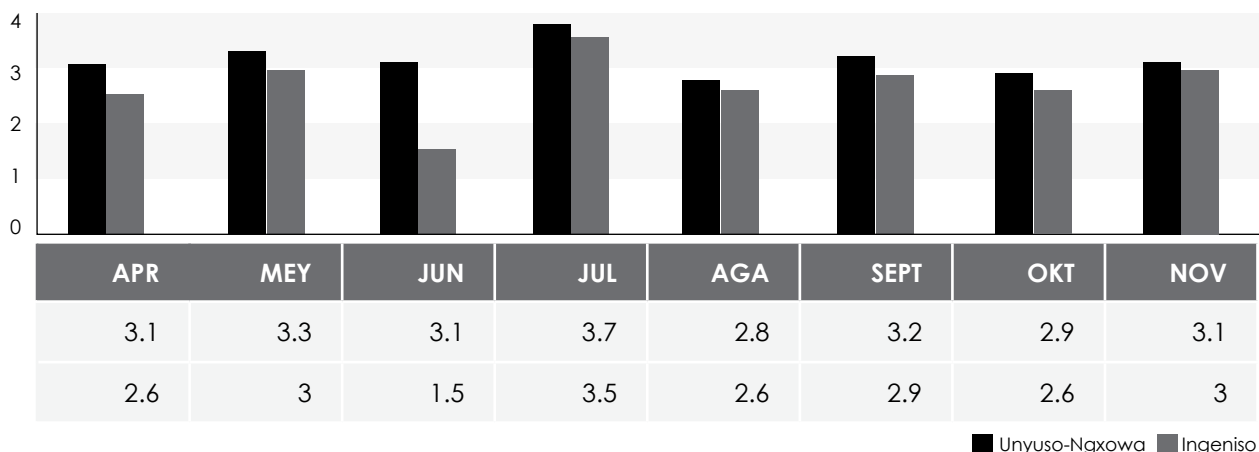
UN-YAKA	ABALAL-ISWAYO	ABAN-GALAL-ISWAYO	ZONKE IIMEKO	LILOKE INANI	I-AVAREJI YEENTSUKU ZOKUVALA	I-AVAREJI YEEMKO ZABAGULI EZISITYENZWAYO NG-ENYANGA	IXABISO LE-AVAREJI NGENYANGA
2011	1725	12093	13818	R33,380,041	24	1115	R3 524 911
2010	1648	8467	10115	R31,080,347	31	1055	R3 267 654
2009	1516	7890	9406	R29,563,617	31.92	941	R2 956 352
2008	1480	8492	9972	R32,071,093	29.38	831	R2 672 591

Iingxaki ze-Electronic Data Interface (EDI)

Eli ziko lihamba phambili kuzo zonke iimeko ezasetyenziswayo zezigulo nge-EDI kwiiMedical Schemes. Sibone ukwehla kwepesenti yeempazamo ezenzekayo ngenxa yeenzame zabaninzi kwaneenkqubo ezilandelwayo ezenziweyo. Ezo nzame ziquka iintlanganisokunye ze-EDI

apho iingxelo eziphathelene nokukhatywa ziye ziqwalaselwe khona. Iingxaki zeMedical Schemes ezingazihlaziyo iinkcukacha zamalungu azo kwi-Medikredit zibe neziphumo zokunyuka kwepesenti yeempazamo. Lidatha engachanekanga ezikhoyo phakathi kweMedikredit ne-HST ezibe neziphumo ezingokukhatywa ngaphandle kwesizathu.

Ii-Medical Schemes: Top 5 schemes




■ Unyuso-Ngxowa ■ Ingeniso

Okube Phambili

Ibhalansi yekhredithi yehlile kumlinganiselo oyi-R1.9m yaya kuthi xhaxhe kuma-R327,000. INgeniso iyonke yayivela kwi-medical Aids yayintle kakhulu.ngoDisemba le ngeniso yayimi malunga

namaR3m ingasentla kwento ekwakujoliswe kuyo yiOfisi enguNdlunkulu. Ulandelelo lweMedical Aid lwaphucuka ngokubhekiselele kwiiprojekthi zophicotho olungenasiphene nge-100%.Ingeniso yakwaGEMS iye yaphucuka nayo

UNYUSO-NGXOWA LUTHELEKISWA NENGENISO



EPR	MEY	JUN	JUL	AGA	SEPT	OKT	NOV
676	499	929	650	534	841	710	831
464	397	349	632	478	676	703	799

IMingeni

I-Transmed yazikhaba zonke iileta ezazilungisa imali eyayifunwa eyaphuma kabini

Samwumed - Ezinye izinto ezaye zakhatywa ezaphelwayo zaye zaphandwa.Uninzi lwezi zinto zaziimeko ze-PMB.lileta zePMB zaye zathunyelwa kuSamwumed kodwa zange kuhambeke kakuhle.

lingxaki eiliqela kwagaganwa nazo kwiCall centre kaGEMS kumalunga eSapphire neBeryl.

Akuzange oku kube ngumthwalo nje kwiSetyana lesibhedlele elijongene nezemali koko kwaba neziphumo zokuhla kwingeniso yeli ziko.

Imingeni

I-Road Accident Fund ihleli iyeyona nto

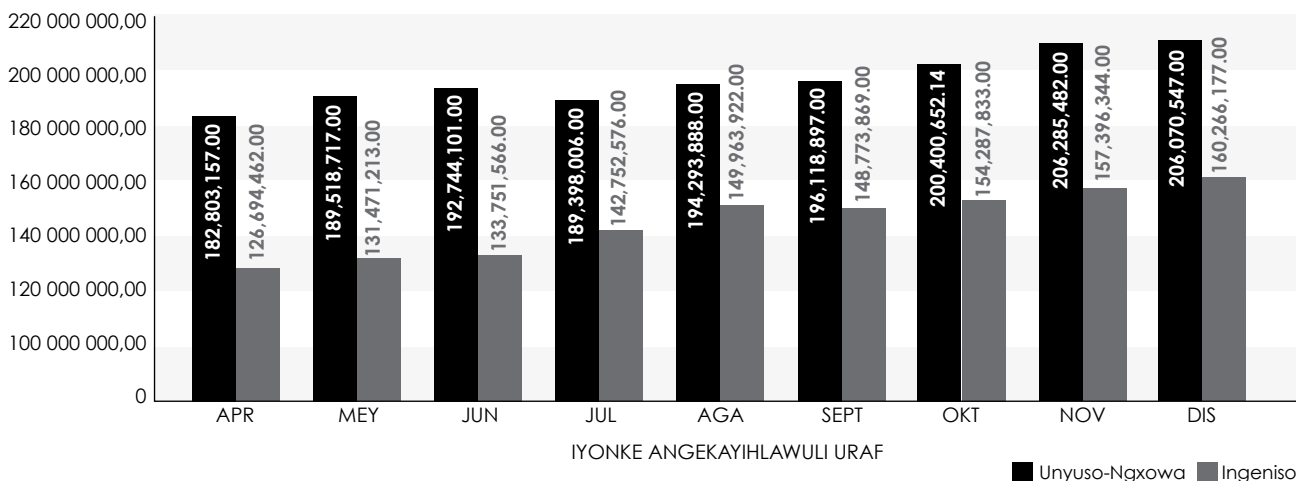
inengeniso kwibhalansi engekafumaneki. Isixamali esingama-R160,266,177.00 ukusuka ngomhla wama-31 kuDisemba 2011 kubonisa ibhalansi esabanjwayo kule sistim yethu.

Oku kubonisa imali engekafumaneki eyibhalansi eyi-77.77% iyonke. Loo mali iyibhalansi ngama-R206070547.00

Inkqubo elandelwayo yaye yamiselwa ukuze kurhoxiswe ii-invoyisi zeRoad Accident Fund kwiimeko apho kwaye kwakhutshwa iprosthesis kunye nee-invoyisi ezingazange zifumaneki kwisithuba seentsuku ezili-14 emva kwenkonzo ezaye zenziwa.

Ibhalansi engekafumaneki xa ithelekiswa nesixamali esingekafumaneki iyonke yande ngokwale ndlela ibonisiweyo ilandelayo.

Imali engekahlawulwa ithelekiswa nesixa-mali engekahlawulwa iyonke yande ngokwale ndlela ilandelayo:



Umhla esafunyanwa ngayo isixa-mali esasiyi-R10 502 936.00 sivela kwa-AFACT ngokumalunga nemali eyayifunwa kwaRAF kwincwadi yalo nyaka-mali.

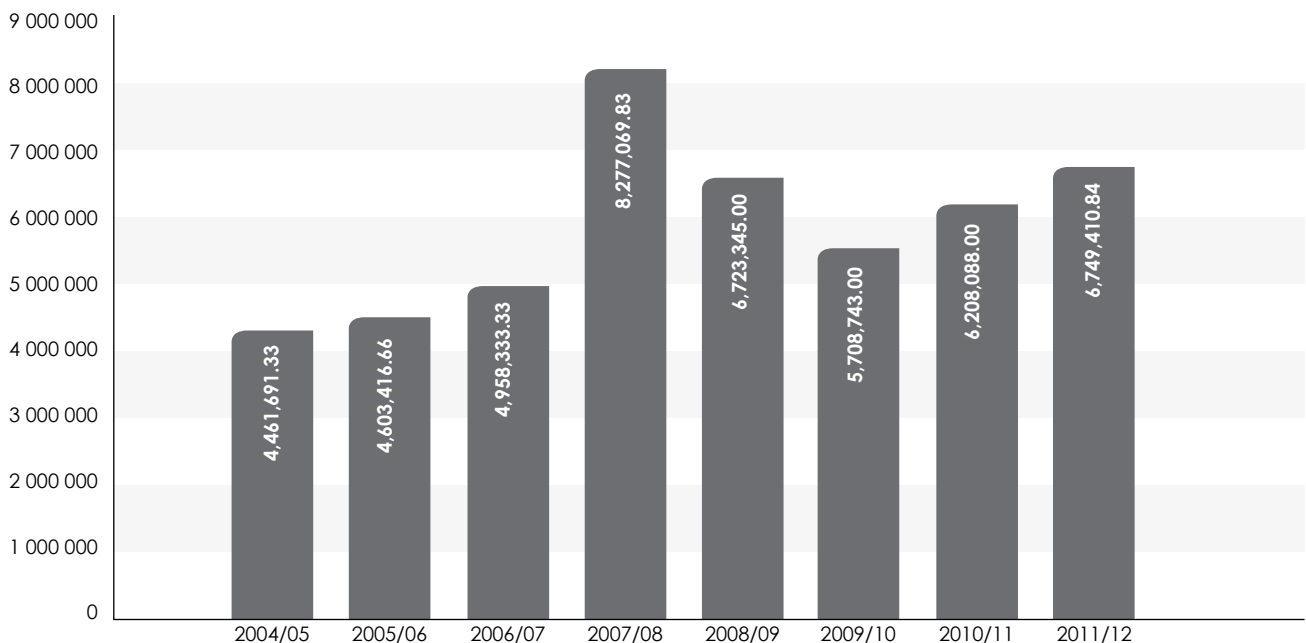
Le mali ihle ngama-R4,832,889.00 xa kuthelekiswa nencwadi yonyaka ophelileyo.

Eyona ngeniso itholekiswa neNgeniso ekujoliswe kuyo ngo-2011/2012

	APR	MEY	JUN	JUL	AGA
RAF:					
Ingeniso	R2 803 101	R2 859 435	R3 574 515	R4 485 612	R4 716 440
Ekujoliswe kuko	R2 228 666	R4 457 333	R6 685 999	R8 914 666	R11 143 333
ISEBE loRhulumente:					
Ingeniso	R220 394	R528 210	R1 442 240	R2 018 712	R2 401 141
Ekujoliswe kuko	R333 333	R666 666	R999 999	R1 333 333	R1 666 666
iMedical Scemes:					
Ingeniso	R3 116 573	R5 859 918	R9 521 923	R13 400 828	R18 307 659
Ekujoliswe kuko	R3 000 000	R6 000 000	R9 000 000	R12 000 000	R15 000 000
Enye:					
Ingeniso	R1 151 651	R2 282 544	R4 717 741	R5 898 272	R7 580 672
Ekujoliswe kuko	R1 263 500	R2 527 000	R3 790 500	R5 054 000	R6 317 500
Iyonke:					
Ingeniso	R7 291 719	R11 473 773	R19 256 419	R25 803 494	R33 005 912
Ekujoliswe kuko	R6 825 500	R13 651 000	R20 476 500	R27 302 000	R34 127 500

I-avareji yengeniso ngenyanga xa itholekiswa neminyaka-mali edlulileyo:

2004/05	2005/06	2006/07	2007/08
R4 461 691,33	R4 603 416,66	R4 958 333,33	R8 277 069,83
2008/09	2009/10	2010/11	2011/12
R6 723 345,00	R5 708 743,00	R6 208 088,00	R6 749 410,84



	SEPT	OKT	NOV	DIS
RAF:				
Ingeniso	R5 781 894	R6 248 012	R8 498 695	R10 502 936
Ekujoliswe kuko	R13 371 999	R15 600 666	R17 829 33	R20 057 999
ISebe loRhulumente:				
Ingeniso	R2 959 597	R3 259 859	R3 607 161	R3 796 746
Ekujoliswe kuko	R1 999 999	R2 333 333	R2 666 666	R2 999 999
iMedical Schemes:				
Ingeniso	R22 018 380	R26 443 072	R30 151 002	R33 377 406
Ekujoliswe kuko	R18 000 000	R21 000 000	R24 000 000	R27 000 000
Enye:				
Ingeniso	R9 040 411	R10 414 046	R11 698 384	R13 067 610
Ekujoliswe kuko	R7 581 000	R8 844 500	R10 108 000	R11 371 500
Iyonke:				
Ingeniso	R39 800 282	R46 364 989	R53 955 242	R60 744 698
Ekujoliswe kuko	R40 953 000	R47 778 500	R54 604 000	R61 429 500

Ulawulo lwemeko

Iinjongo ezilinganisekayo

- Ukugunyaziswa kwazo zonke iimeko ezikhetheziweyo kwangex'engaphambili
- Iingxaki ezigunyaziswa kwangex'engaphambili
- Ukucaciswa kweePMB' neengxaki
- Iintlawulo eziwe nganeno zeNHLS
- Amanani-nkcazo ezigulane zeMedical scheme
- Okuphunyeziweyo
- Uqeqesho
- ULuleko

Ugunyaziso lwangaphambi kwexesha

- Ukuguyaziswa kweMedical Scheme ebonisa ithemba lokuba afumane intlawulo.
- Ukuhlaziywa nokukhangelwa kwezigulane zabucala yonke imihla ukuqinisekisa ukuba zonke izigulane ezineMedical scheme luyamkela ugunyaniso lwazo.
- Ukwamkelwa /ukubonwa kwixa elizayo – oomabhalane baya kuqinisekisa ngogunyaziso ngaphambi kokwamkela.
- Unxibelelwano olufanelekileyo phakathi kwamasetyena ezonyango malunga nokugunyaziswa/nokukhatywa kweMedical Scheme – Orthopaedic dep (ukufakelwa kwehleza nedolo) kwaye kwaphunyezwa, kwaza kwalandelwa nge-Ophthalmology.

Iimiceli mngeni

- I-Medical Schemes ziyala ngaphandle kwezizathu eziphathekayo ukugunyazisa iinkonzo zezigulane ezingalaliswayo umz. I-MRI, i-CT scans, xa ezi zinto zisenziwa kwisigulane ezilalisiweyo.
- Izigulane zihlawula iindleko zazo zingafumani ncedo ngokwezemali.
- Ziyanda izicelo ezivela kwii-Medical Schemes zifuna iileta ezixhasayo ezivela kwabezonyango ezichaza ngexesha esiza kulihala isigulane.

I-Prescribed minimum benefits (PMB)

- Mncinane umlinganiselo okhutshwayo ngokwePMB –xa kuthelekiswa nezinto ezininzi eziluncedo ezifumaneka kwezempilo ekufuneka zihlawulelwe yimedical scheme eMzantsi Afrika. Ezi zinto ziluncedo zamiselwa nguMphathiswa wezeMpilo njengoko zichaziwe kwiMedical Scheme Act

Kokuphi okuhlawulelwayo?

- Nayiphi na imeko yonyango olungxamisekileyo.
- Zizifo ezingama-270 ezibizwa ngokuba yi-diagnosed & treatment pairs okanye iDTP , kuqukwa umhlaza ne- hypertension.
- Ziimeko ezingama-26 zezigulo ezingapheliyo kuluhlu lwezifo ezingapheliyo, okanye i-CDL kuqukwa nesifo seswekile, esokuwa ne-asma.

- I-Medical schemes ingakumbi iPrimecure ihamba kade ukuhlawula zonke iimeko eziphantsi kwe-PMB.
- I-Case Management isebenza kunye necandelo elilandelela iMedical Scheme ukuba ihlawule.
- medical schemes, especially the Primecure options, are reluctant to pay for all PMB conditions
- Case Management works closely with the Medical Scheme follow-up section to effect payment.

IGAMA LEMEDICAL SCHEME	ZIZONKE IZIGULANE EZILALISWEYO
iTRANSMED	601
iGEMS	159
iDISCOVERY	129
iPROSANO	21
iPOLMED	49
iMOTOHEALTH	25
ENYE (ischemes)	677
ZILONKE	1661

Iintlawulo ezingaphelelanga zeeNkonzo zeLebhu yezeMpilo yeSizwe (NHLS)

Kwaye kwahlala intlanganiso ye-NHLS kunye nawo onke amaqumrhu achaphazelekayo. Kwagqitywa ekubeni eli setyena lesibhedlele liya kungenisa yonke imihla kwi-NHLS iingcombolo zokugunyazisa ukuba kungaqhutywa yenziwe inkqubo ezakwenziwa kwizigulane ezilaliswayo— ukuqinisekisa ukuba iintlawulo zabo zenziwe.

Xa kufakelwa ihleza /idolo , izigulane, phakathi kwezinye into , ziye zibe zizele ukufaka isicelo sogunyaziso lokuhubeka nezonyango, ziye zicelwe ke ukubanguMlawuli ojongene neMeko zabo zonyango ukuba baqhagamshelane nee-medical scheme zazo, malunga nogunyaziso lize-NHLS. Kukwachaziwe oku kuxwebhu lwethu.

Okwaba yimpumelelo

- Ukususela ngomhla woku-1/8/2011 eli candela laqalisa ngokubafaka abaguli abalaliswayo besistim ye-ICD 10 codes kwi-Clinicom
- Uluhlu lwe—EDI olwakhatywayo lubonisa ukuba kukho ukuncipha okuthile ekukhatyweni kwezigulane ezilaliswayi ze-ICD 10.
- Ukwenziwa kwe- PMB coding ngokuchanekileyo kuqinisekisa ukuba isibhedlele sifumana intlawulo yeeMedical Schemes.
- I-Case Management imanxadanxada ilandelela ii-akhawunti nangemibuzo ngokubanzi – yonke imibuzo kulonyaka yasonjululwa ngempumelelo, oku kube negalelo elihle ekunyuseni ingeniso

Iinkonzo zeNkxaso

UMnu AJM Harmse

Eli candelo lenza inkonzo yeeyure ezingama- 24 yangaphakathi yoonogada.

Abasebenzi

UMphathi	1
UNogada oyiNtloko	Asinamntu
UNogada oMkhulu	8
UNogada	17

Amanani-nkcazo axeliweyo ngezihlo kulo nyaka 2011 ami ngolu hlobo:

Isimilo esoyikisayo	35
Ukubetha/Ukuxhaphaza	32
Ukusetyenziswa kwezixhobo	0
Izoyikiso zeziqhushumbisi	0
Ubusela -nokuQhekeza	72
Ukuziphatha ngendlela engamkelekanga	0
Umonakalo kwizixhobo esibenza umsebenzi	1
Ingxaki zombane/ukuvuza kwamanzi	167
Iingozi zezithuthi	34
Iindwendwe ezingalawulekiyo	412
Izigulane ezingalawulekiyo	103
Izigulane eziqhushwayo	206
Ukuhlala kophephela	134
Amacango angatshixekiyo	121
Imililo	12

Ulawulo lwezabasebenzi

Abasebenzi baye bakhethwa ukuze bathunyelwe kuqeqesho malunga nemiba ephathelelene neenjongo zomsebenzi wabo.

Ikhosi zaye zenziwa ngempumemelo, kuqakwa nokuqeqeshwa kwi-ABET kwiBusiness Development Programme, kuLawulo lwezaBasebenzi, kwi-Basic Supervision , amaGosa oPhando, amaGosa ezeMpilo noKhuseleko. Oku kwenza kubekho uncedo ekuqhubelekeni ngemfundo eCape Pensinsula University of Technology (CPUT)

Ikhosi yezokhuseleko olwenza abasebenzi ukuze babhalise kumniki-nkonzo ngokwe-Private Security Industry Regulatory Authority (PSIRA).

Ezokhuseleko lweCandelo eliziMeleyo

UManejala weKhontrakthi	1
OoManejala beZiko	3
I-Arm Responce	6
UMqhubi weBhaki	1
Isithuthu	1
	61 kwishifti yaseмини 48 kwishifti yasebusuku 59 kwiishifti ezihlulwa kubini

Izithuthi zezigulane**Okuthe kwaphunyezwa**

Ukuthuthwa kwezigulane yimisebenzi yeeNkonzo zokuNgxamisekileyo/iNkonzo yeMetro [iHealthnet].I-Ofisi ejongene nothutho lwezigulane ise-H Corridor kumgangatho osezantsi.

Indawo yokungena ekwanombolo 4 ngoku esetyenziswa njenge-transit lounge entsha, kwaye kule ndawo kungahlala izigulane ezingama-20 ezikhululweyo esibhedlele.

Ngenxa yokubakho kweligumbi lokulinda izigulane azihlali kwiibhedi zesibhedlele ixesha elingaphezu kwelimisweyo.

Imiqobo

Ngenxa yokungafumaneki kwee-ambulensi, izigulane kuye kufuneka zilinde isithuthi zakuba zikhukuluwe esibhedlele.

Ngexayeenkqubo ezilandelwayo ezingachanekanga abazisebenzisayo abasebenzi, izigulane kuye kufuneka ukuba zisiwe kwesinye isibhedlele ukuze ilungiselelwe ngokutsha inkqubo yazo yonyango. Oku kwenzeka ngamaxesha athile, iziphumo zoko ke ngoko, kukufuneka kwemali ekuye kufuneka ihlawulwe xa isigulane kukhululwa esibhedlele.

Izigulane zalapha ezisebenzisa izithuthi zazo xa zisiya esibhedlele, kwaye ziye zilindele ukuba zincedwe zizithuthi zesibhedlele [iHealthnet] ukuzigodusa.

Ubonelelo ngenkonzo**Abasebenzi**

UMabhalana wezoLawulo oPhezulu	1
--------------------------------	---

Imingeni

Amaxesha okulinda nee-ambulensi ezimbalwa aziloncedo kakhulu ekuthutheni izigulane nabasebenzi bezokonga ukuba bakhaphe izigulane ezibuthathaka ukuzisa kwiSibhedlele iTygerberg.

Abaqhubi bakwaHealthnet abavumi ukuthutha izigulane ezingabantwana ezikhululwa esibhedlele

kungekho mntu mdala. u kokukhatshwa into ke leyo eyenza ukuba iibhedi zihlale zigcwele ixesha elingaphezu kwelimisweyo. Kwimeko ezininzi baye oomama babe besalaliswe esibhedlele.

Kungoku nje, mnye kuphela uMabhalane oPhezulu wezoLawulo osebenzayo kweli setyana. Le meko iya iba yingxaki ngokumalunga nekhefu/ ikhefu lengulo.

Umsebenzi wee-porter uye ufuneke ukuncedisa ukuze kuqinisekise ngokunikezelwa kweenkonzo.

IiNkonzo zokucoca zangaphandle**UMnu R de Jager****Umniki nkonzo**

Ukunikezelwa kwenkonzo yenkunkuma yezonyango enobungozi kungoku nje yenziwa yi-Solid Waste Technologies, apho kuye kutshiswe umlinganiselo weetoni ezili-9.2 zenkunkuma yezonyango nyanga nganye.

I-Waste Mart inoxanduva lokuthutha inkunkuma yasekhitshini.

Ingxaki yemali

Ukususela oko icandelo lee-akhawunti lakwaSolid Waste Technology laye lafakwa kwiRand Trust, ii-invoyisi azithunyelwa kwangexesha.

Ubonelelo ngenkonzo

Ngokomthetho we-Western Capehealth Care Waste Management Act, 2007 njengoko kuchaziwe kwicandelo 6(2)(n), thina kufuneka sibhalise njengejenereyitha, oko sikwenza kwisithuba seentsuku ezili-180 zokuhlanganiswa kwe-Draft Health Care Risk Waste Management Regulation, 2011.

Oku kuya kwenziwa xa iSebe leMicimbi yokusiNgqongileyo noCwangciso liwuphumeza lo mthetho.

ULawulo lwezaBasebenzi**Okuhambe kakuhle**

I-avareji yenkunkuma yezonyango eziitoni ezili-9.2 eyenziwa leli ziko ngenyanga, iye itshatyalaliswe ngokukuko, kwafumaneka nesiqinisekiso esivela kubathuthi, bakwaSolid Waste Technology.

Okungahamba kakuhle

Omnye wamagosa wazisebenzisa zonke iintsuku zakhe zekhefu lengulo waza wenza isicelo sokusebenzisa ezePillar.

Imimiselo yobeko-liso

Idatha yenzelwe injongo yokubeka esweni imisebenzi yothutho yeHealth Care Risk Waste ukususa kwizitora zethu esigcina kuzo ithuthela kwiziko lonyango.

Imiqobo ngokubanzi

Ulwahlulwahlulo ngokwaseziwadini kwafuneka ukuba luqwalaselwe ngokukhawuleza ngenxa yokuba iHealth Care Waste Risk isakwazi ukufikelela kwinkunkuma yethu yasekhithshini, enganeziphumo ezibi nezinobungozi eluntwini.

Emkhenkceeni/EMotshwari**Okuphunyezwe ngemali**

Eli setyana libonakala kufanelekile ukuba lithenge nasiphi na esinye isixhobo ukwangeza, into leyo eyanciphisa inkcitho.

Kwahlawulwa ama-R21 000 ngabangcwabi emva kwamanyathelo aqatha olawulo awayemiselwe ukugada iintlawulo ezinziwayo ngumngcwabi ngokubhekiselele ekuzalisweni kweefom ezibizwa ngokuba zii-"B" forms (iifom ezinxulumene nokutshiswa kwemizimba engasekhoyo).

ULawulo lwezaBasebenzi**Okuhambe kakuhle**

Iporter esebenza emkhenkceeni eyaziyo imisebenzi esisiseko yomabhalane wasemkhenkceeni yaba luncedo olukhulu xa wayengekho umabhalane esahlabe ikhefu lonyaka.

Iintlanganiso ezaziqhutywa kunye neekhontraka zokungcwaba ukuze kuqwalaselwe imiba eyingxaki mayela nokutshiswa kwemizimba engasekhoyo. Abe-Medic bayanconywa ke ngoko ngenxa yokuzibhala kakuhle iziqinisekiso ezitsha zokufa ezikhutshwa liSebe leMicimbi yaseKhaya, into leyo ebe neziphumo zokukhawuleziswa kwamalungiselelo omngcwabo.

Okungahamba kakuhle

Kubekho ulibaziseko ekugqityweni kweefom ze- "B" & "D" ngokulandelana kwazo ezimayela nokutshiswa kwemizimba yabangasekhoyo nangokwezicelo zokwenziwa kotyando lwesidumbu.

I-Pneumatic Tube System**Okwaphunyezwa ngemali**

Eli setyana azange liyibone iyinto efanelekileyo ukuthenga nasiphi isixhobo esisongezelelo, into ke leyo eyanciphisa inkcitho.

Ingxaki yemali

Inqubo ebizwa ngokuba yiTube System kungoku nje iyenziwa nguchwepheshe wabucala onomsebenzi wokulungisa nayiphi na into efuna ukulungiswa.

Njengoko emnye ucwepheshe okhoyo ukukhanda le sistim, ukwenziwa kwemisebenzi kuye

kuphazamisekile, umz.xa kukho into eblokileyo / exingileyo etyhubhini enesampuli.

Kudla imali eninzi ukusebenzisa uchwepheshe njengoko emva kweeyure zomsebenzi zixhoma iindleko.

Ubonelelo ngenkonzo

Eli setyena ligxile ekukhuthazeni ukusebenza kakuhle mayela nokunonophelo lwezigulane.

Eli setyena linabantu abazii-oparator abahlanu kuphela bokwenza loo msebenzi kwiSibhedlele iTygerberg.

ULawulo lwezabasebenzi**Okuhambe kakuhle**

Ilishoni zokuxhobisa ngolwazi zaye zenziwa kwi-SPMS, imithetho-siseko yeBatho Pele noNcedo lokuQala.

Eli setyena lisebenza ngaphandle komphathi othe ngqo kulo, kodwa ngenxa yokuba iporter eyintloko yaye yaqeshwa ukuba ibe ngumphathi weli setyana, iinkonzo zatsho zaqhuba kakuhle emva koko.

Okungahambanga kakuhle

Ngenxa yobudala bale sistim nangenxa yokuba ezinye iintsinjana zayo azisafumaneki, iityhubhu zimana ziphuncuka ekuhambeni kwexesha, kwaye ziphelelwe ngoku. Oku kukhokelela kwiingxaki ezahlukeneyo zomntu oyisebenzisayo ioperator ewadini.

UCoceko

IiTyhubhu ziyalungiswa zize zicocwe yonke imihla.

Iinkonzo zooPorter**UMnu R de Jager****Okuphunyezwe ngemali**

Zingama-39 iiTrolis zewadi ekuthiwa zii-professional Ward Patient Trolleys, zize zibe ngama-50 izitulo zabakhubazekileyo ezathengwayo ukutshitshisa ezo trolis nezitulo ezidala. Ukuthengwa kwezi trolis nezi zitulo kwaba negalelo elihle malunga nokukhuthazwa kobonelelo ngenkonzo ingakumbi kwisetyena lesibhedlele eliyi-internal medicine (CID).

Ubonelelo ngenkonzo

Eli setyana lanconywa ngenxa yenkxaso yalo efanelekileyo elayinika ngexesha le-Smile Week xa abantwana abangama-28 baye baphinda bakwazi ukuncuma kwakhona.

ULawulo lwezaBasebenzi**Okuhambe kakuhle**

Zonke izikhundla zeli setyena zaye zanabasebenzi.

Okungahambanga kakuhle

Phantse ibe li-16% iiPorter ezaphelwa likhefu lazo lengulo zaza zenza isicelo kwikhefu lePillar

Landa inani lokungezi emsebenzi kwabasebenzi ngaphandle kokuchaza nangaphandle kwemvume ngomlinganiselo osuka kuma-24% waya kuma-29%, oku kwenzeka ikakhulu kwakungenxa yokuba zaziphelile iintsuku zekhefu labasebenzi lengulo.

Uqeqesho

IGosa elinye laye layigqiba iKhosi ye-Electrical Course e-CPUT kunye neporter ezi-5 zaye zabhalisela ukwenza uGrade 12.

Elinye igosa laye labhaliswa e-UNISA ukuze lenze iBachelor Degree kwiSocial Development.

Amagosa amathandathu enza isifundo i-basic first aid programme, baze bona oporter abasibhozo bathunyelwa kuCweyo lweCustomer Care. Amagosa amathandathu ayethunyelwe kwikhosi yolawulo longqzulwano.

Imimiselo yobeko-liso

Ngenxa yokwanda kwenani labasebenzi abangeziyo emsebenzini kwaye kwasungulwa isistim, apho abasebenzi kwafuneka ukuba bazalise ifom bakuba bebuyele emsebenzini bachaze isizathu sokungezi emsebenzini. Imihla yokungabikho kwabo emsebenzini iinyanga ezintathu zilandelana yaye yabhalwa kuloo fom. Umphathi usebenzisa esi sixhobo ukuqwalaselwa indlela ekubonakala ukuba ifuna ukuba ngumkhwa wokungezi kwabasebenzi emsebenzini ukuze emva koko kuthatyathwe amanyathelo oluleko. Kwathi kwakusetyenziswa le fom batsho abasebenzi beza emsebenzini ngokupheleleyo ngomlinganiselo oyi-100%.

Zahlala kabini ngenyanga iintlanganiso kunye nabaphathi ukunciphisa ukungezi kwabasebenzi emsebenzini ngaphandle kogunyaziso/mvume.

UMtshintshi zingcingo ne-Radio Room

Mnu L van Renen

Umtshintshi zingcingo

Umtshintshi zingcingo weSibhedlele iTygerberg wayenePhilips electronic exchange esebenza iiyure ezingama-24.

Umtshintshi zingcingo unePrincipal Telkom Operator enye kunye neTelecom Operators ezili 17.

Umtshintshi zingcingo unee-consoles ezisibhozo, enye kuzo isetyenziswa kwigumbi lemibuzo likaGqirha

Abancedisi abathandathu kwabasibhozo basabela

iminxeba engenayo efikelela phantse kuma-4000 kwengama-12000 ngemini.

Iminxeba etsalwayo ephumayo efikelela phantse kuma-14000 apho umtshintshi zingcingo esebenza phantse ngengama-7000.

Iyonke iminxeba etsalayo idibane naleyo itsalelwa kwiiselulafowuni naleyo itsalelwe kwiindawo ezikude phantse ibe ngama-5000

I-Radio Room

Ii-operator ezimbini zeRadio Room zisebenza ngeminxeba ephantse efikelele kuma-4000 egqithiselwayo ngala maxesha omsebenzi alandelayo: 7h00 ukuya 16h00. U-Operator olawula abancedisi kwiMibuzo kaGqirha usebenza ngeminxeba ephantse ibe li-1000 ngemini.

I-SMS Message System

I-Tygerberg Hospital' Radio room ikwasebenzisa nenkqubo yokuthumela imiyalezo nge- sms message system ukuqhagamshelana noogqirha abangenazo iibleeper okanye iibleeper ezingasebenzi kakuhle.

Isetyenziswa ukuthumela imiyalezo kubasebenzi abanegnazo iibleeper. Phantse ibe ngama ±100 iiSMS ezithunyelwayo ngosuku ize phantse zibe ngama-R5500.00 ngenyanga iindleko zoko.

Zizonke iindleke zeminxeba etsaliweyo ephumayo ezazingama-4 408 644 yayingama-R3 284 006.29.

IiNdawo yokuhlala

UMnu EC Steyn noMs CB Johnson

Iindawo zokuhlala zooGqirha

	Amagumbi
Amagumbi amancinane	40
liflethi ezigumbi liye lokulala	36
liflethi ezimagumbi babini okulala	5

I-Protea Court

I-Protea Court inesakhiwo esingutower 3 ezisebenza njengendawo yokuhlala umphelo okanye okwexeshana, ihlalisa abasebenzi okanye abafundi abafunda/abasebenza kwiSibhedlele iTygerberg.

Zingama-479 iibhedi zizonke, kwaye amagumbi akhoyo asukela kwamancinane ukuya kwiiflethi ezimagumbi mabini okulala.

I-Protea Court ihlalisa abaqashi-ndawo abahlala isigxina abali- 150 (41,8%), isininzi sabo ngabecandelo lokonga. Umgangatho wokuqala kwaTower 3

unikwe abecandelo i-CANSA (Cancer Association of South Africa) ukuze bancede izigulane zibe ngcono.

Imigangatho emibini kwaTower 3 (ineebhedi ezingama-40) inikwe iCandelo loNyango oluNgxamisekileyo.

Inani elipheleleyo labaqashi-ndawo li-18 abaye bangena, kanti ama-54 aphuma eProtea Court ngo-2011.

Amagumbi amancinane/iibhedi (kuqukwa namagumbi eesutikheyisi)	192
Amagumbi amakhulu	254 iibhedi
Indawo yokuhlala enegumbi elinye lokulala	6
Indawo yokuhlala emagumbi mabini okulala	4 iibhedi
Igumbi elincinane elinegumbi lokuphumla	1

I-Reprographics

UMnu W Adonis

ISISHWANKATHELO

Owona msebenzi uphambili weli setyana kukuqinisekisa ukuba uyenziwa umsebenzi wokuprinta nokufothokopa izinto ezininzi eziyimfuneko. Oomatshini ababini be-Riso benza lo msebenzi mkhulu wokuprinta iifom ukusuka kumaphepha ali-1000 ukuya kwangama + 20000 esenzela izitora, iiwadi neekliniki. Ukufothokotshwa kweemanyuwali, iimemorandam, iinotisi/izaziso neefom zenziwa ngoomatshini ababini abenza umsebenzi omkhulu abayiMinolta Bizhub, models920 no-1050. Ukufothokopa iifolda zezigulane kwenziwa ngendlela ekhuselekileyo nesehhusini. Eli setyana lenza eminye imisetyenzana yokugqibezela oko kuceliweyo, umz. ukuhlela nokuqhobosha ngesteypla, ukunathelisa ngegulu, ukugqobhoza, ukusika nokulaminyitha. Icandelo le-ID lenza umsebenzi wokufota amakhadi ezazisi zomsebenzi abasebenzi abatsha, utshintsho ngokwenqanaba neefani. Akulahleka naxa onakale amakhadi kuye kwenziwe amatsha ngentlawulo. Eli setyana likwaprintela ne-NHLS, yaye oko kwenziwa ngentlawulo.

Abasebenzi

UMabhalane oyiNtloko	1
Ii-operator eziPhezulu	4
UMchwethezi	1

Iziphumo

Iifoto zeZazisi ezifotiweyo	1 065
Iifothokopi	3 320 446
Iikopi eziprintiweyo	4 560 550
Ezalaminyithwayo	2 500

Ubonelelo ngenkonzo

Ngamanye amaxesha eli candelo liye lithi libe nomsebenzi ngomsebenzi omkhulu xa omnye okanye ababini kumagosa ethu engekho e esekhefini okanye egula. Abasebenzi abane abazii-operator kunye nomphathi omnye besebenzisa ubuchule nolwazi lwabo ukusebenza zonke iindawo ngamaxesha anjalo.

Ukwaphuka kwezinto zomatshini yokuprinta oyiRiso okwezeka ngamaxesha athile ngenxa yobudala bawo. Ukungafumaneki kweentsinjana zayo nokungaphenduleki kwangexesha kungabangela uphazamiseko lweenkonzo kangangeyure eziliqela ukuya nakwiintsuku kunye nokubambezeleka komsebenzi. Ukuqinisekisa ngenkonzo efanelekileyo yoziso lwenkonzo, umsebenzi ongxamisekileyo oprogranywa koomatshini bokufothokopa ukuze kukhawulelwane nemihla yokuvula umsebenzi. Oku akudli mali kuba kwenziwa qho.

Ukuphuculwa koomatshini beRiso kuyaqwalaselwa ngenjongo yokubathengisa ngo-2012, oku kuya kuba negalelo elineendleko xa kunikezelwa kwenkonzo zeli ziko.

Iinkonzo zegadi

Okuphunyezwe ngemali

Azisebenzanga iitrektha ezintathu, kwaye sele ziza kutshintshiswa, kanti nakuba kunjalo enye iza kulungiswa ngexabiso elifanelekileyo.

ULawulo lwabasebenzi

Kwaqeshwa abancedisi ababini.

Ngokubanzi

Isistim yokumpompa iipuli yaye yalungiswa, kodwa ngelishwa ayiyi kusetyenziswa kuba kusafuneka zilungiswe kananjalo ziphuculwe iipuli.

Sizamile ukuyiqwalasela siyisebenza ingxaki eya isanda ngokwanda yeentuku apha eyadini, kambe nakuba kunjalo kuninzi okusafuneka kwenziwe.

Ezothutho UMnu A Zas

Isishwankathelo

Owona msebenzi weli candelo kukunika inkonzo yothutho efanelekileyo.

Eli setyana linezithuthi ezingama-30.

Abasebenzi

UMabhalana oyiNtloko	1
UMabhalana oPhezulu	1
Abaqhubi	9

Ubonelelo ngenkonzo

Izicelo zothutho eziya kwezinye indawo zidla ngokubeka umthwalo kwicandelo ngenxa yokungoneli kwabaqhubi, izizathu zidalwa kukugula, neendidi zekhefu.

Enye into ebambezelayo kuxa izithuthi zibhukishwa kwigaraji zikarhulumente zibe zigunyaziselwe ukwenza ezo nkonzo kufuneka zizenze ndawonye nezinto eziye zaphuke kwezi zithuthi zixeliweyo.

Abasebenzi basebenzisa ulwazi lwabo namava abanawo eendawo eziya kuzo izithuthi kwaneendlela ezimfutshane kodwa ezikhuselekileyo ukuqinisekisa ngenkonzo ebalaseleyo eyenziwayo.

ULawulo lweziNambuzane**UMnu E De Wee****Isishwankathelo**

Umsebenzi weCandelo lokulwa iziNambuzane kukuqinisekisa ukuba izakhiwo zesibhedlele (i iwadi, ibasement, ikhitshi, isakhiwo sezolawulo) kuqukwa nesakhiwo esingaphandle (iProtea Court, iDisa Court, ii-Doctors' Quarters, iCarel Du Toit School, iX-Bblock, neDental Faculty) zigcinwa zingenazinambuzane.

Abasebenzi

IGosa eliNcedisayo eliyiNtloko	1
IGosa eliNcedisayo eliPhezulu	3

UBonelelo ngenkonzo

Amagosa asebenza kwiinkqubo ezininzi ngeveki, ejikeleza. Amakhitshi aye atshizwe ngezibulali zinambuzane qho ngeveki (ngooLwezibini ndawonye /okanye ngooLwezine, ebusuku)

Amagosa aye atshize ngesitshabalalisi (ngaphantsi kwekhitshi) oko kusenziwa qho ukuqinisekisa ukuba kucekile.

Ukuqinisekisa ngokuthobela iMimiselo yeMpilo noKhuseleko, kwathengwa nee-bait stations (izibambisi zimpuku/oonoxhaka) ezilikhulu zaza zabekwa kwiindawo ezicetyiweyo ukuze kuliwe ukulwa amabuzi neempuku kweli ziko.

IRejistri/OoVimba mpepha/ iGumbi leMeyili**UMnu L Potgieter****IRejistri**

ISetyana leRejistri lijongene nemeyili efikayo kwiSibhedlele iTygerberg.

izibonelelo

UMabhalane oyiNtloko	1
UMabhalane oPhezulu	1

Ubonelelo ngeenkonzo

I-Avareji yeefeksi ezingama 250 zaye zahanjiswa qho ngenyanga kungalityalwanga ukuba amasebe/ amacandelo esebenzisa ababo oomatshini befaksimayili.

Uvimba weempepha ezibalulekileyo

Inkqubo yokufayilisha kwiCandelo loVimba Mpepha yenziwa ngokwemithetho yeSebe lezeMpilo.

Le nkqubo ihlaziywa qho xa kukho imfuneko.

Abahambisi beposi egumbini lemeyili

Abahambisi beposi basebenzela sonke isibhedlele iTygerberg kuqukwa nezakhiwo ezingqongileyo, Kwaye bajongane nokuqokelela nokuthumela iileta ukusuka nokuya kwii – Ofisi zikaNdlunkulu eKapa.

Abasebenzi

UMthunywaoy-iNtloko	1
abaThunywa	9 (7 kwiSibhedlele iTygerberg ezi-2 eGene Louw Building)

Omnye wabahambisi posi uye athathe aze ayise iposi/ amaxwebhu qho ngemini kwezi ndawo zilandelayo:

eProtea Court, eTygerberg

Laundry, eForensic Services, eDisa Court, eSarleh Dollie, eSAPD Mortuary, eRavensmead Day Hospital, e-Emergency Medical Services

Ngokubanzi

Abasebenzi basasebenzisa ifenittshala endala eyaphukileyo kuba ayikafiki enye enokufakwa.

linkonzo zokutya

Ms NM Bekwa

Isishwankathelo seeNkqubo

Sibonelela ngokutya kuzo zonke izigulane ezihambelana noMgaqo-nkqubo wezoKutya.

Iindleko zokutya neeresiphi njengoko zibonisiwe kumgaqo-nkqubo. I-avareji yeendleko zokutya yi-R17.51

Izigulane ezili-1200 zizonke (izidlo ezizodwa kwanezidlo zesiqhelo).

Lilonke inani lezidlo ngama-1 297 790 zaye zaphakwa.

Ligcinwe liphezulu iqondo lococeko ulandela izikhokelo zeenkonzokutya.

Abasebenzi

Umlawuli oNcedisayo	1
OoManeja beeNkonzo zokutya	7
AbaPhathi beeNkonzo zokuTya abaPhezulu	3
Abaphathi abaPhezulu	28
I-Food Services Aids linqanaba 1 nenqanaba le 2	85
UMabhalane oPhezulu wezoLawulo	4
iPronto	8 ngeshifiti

UPhuhliso lwezibonelelo

Kuza kufakelwa umatshini wokuhlamba izitya ngoMatshi 2012 kwaza kwathengwa iBain Marries neLoweraters ukuze kugcinwe ukutya kufudumele. Iitroli ezili-14 zokutya ezisetyenziswayo kwaye zamkelekile.

Intsebenziswano

Sisebenzisana kunye nezibhedlele zePhondo leNtshona Koloni kwakunye nezeleMpuma Koloni, ayasebenzisana kunye ne-ofisi ye-INP kunye neekhohleji ezinoxanduva lophuhliso lwezabantu kwiinkonzo zethu zokutya umz, eNorthlink College, Institute for the Blind, Unisa.

Okuphunyeziweyo

Iindleko zokudla ngesigulane ngasinye ngokwe-avareji kungoku nje yi- R17.51, iindleko ezithunyelwe ngexesha kwi-ofisi ye INP. Ukuphucuka kwixesha lokufika emsebenzini kwakunye nokubakho kwabasebenzi entlanganisweni.

Safumana i-100% kuphicotho lweenkonzo zokuTya ngenxa yokusetyenziswa kwemenyu, ukuthenga noku-odolwa kokutya, ulawulo lwezabasebenzi, kwanokuthobela umgaqo-nkqubo. Kwafunyanwa

phakathi kwama-83 nama-85% ngenxa yokugcina, ukwenza ukutya nendlela yokukuhambisa.

Kwaye kwancitshiswa nenani leemeko ezibhekiselele kubuDlelane nezoMsebenzi, siyababulela abasebenzi abathi bakwazi ukuthobela.

Ukufundisa noQeqesho

UMabhalane oPhezulu wezoLawulo wenza izifundo zakhe zediploma kwi- Public Administration e-CPUT.

AbaNcedisi zecandelo leeNkonzo zokuTya babhalisele ukwenza isidanga kuMsebenzi wezeNtlalontle.

Amanani-nkcazo oqeqesho lwangaphakathi ayafumaneka kwicandelo loPhuhliso lwezaBasebenzi.

Okube phambili

Njengoko besekhe ndakhankanya ngasentla ukuba i-avareji yeendleko zokutya ezixabisa i-R17.51. Ezi ndleko ziye zithunyelwe kwangexesha kwi-ofisi ye-INP.

Zazibalwa iimeko zokufika emva kwexesha emsebenzini, yaphucuka nendlela abasebenza, benika uhoyo ngayo abasebenzi.

Iisampuli ezingococeko kunye neesampuli zokutya ziye ithunyelwe qho ngeveki kwi-NHLS ukuqinisekisa ukuba sifumana iziphumo zovavanyo ngaphambi kokuba kusetyenziswe ukutya oko- ukuphendula kwelebhvu ngokukhawuleza kuluincedo kakhulu.

Ukujikeleza kwabasebenzi kwiindawo ezahlukeneyo kwiyunithi ukuze bafumane ulwazi kuye kwayimpumelelo.

Izithuba ezingenabantu zaye zapapashwa kwaza kwaqeshwa kuzongokwamaxesha abekiweyo.

Ziyahlala iintlanganisano qho ngenyanga kunye nezitora ezikhulu ukuqinisekisa ukuba istokhwe asiziswanga siphelile ngabo bazisa ukutya. Oku kuyasinceda ukuze siqonde iimeko zabo zokuhlola, ukusuka apho kuqwalaselwe ukuba izinto zi-odolwa ngexesha ngaphambi kokuba zihlolwe.

Zikhona iirejista zokulawula, ukuqinisekisa ukuba izitora neefriji zivulwa ngabasebenzi abamiselwe ukwenza oko.

Zijongwa yonke imihla iirejista nguManejala weMisebenzi eyeNziwayo

Kuye kwakho ukuphucuka ekusabeleni kwabalawuli abaphezulu ekuhlolweni kokutya.

UMsebenzi wentlalontle

Ms M de Jager

Isishwankathelo

Eyona ngxaki yethu inkulu kukwenza umsebenzi oxandileyo kwanopheleleyo weenkonzozentlalontle kugxininiswa ekunyangeni, inkxaso, nasekufikelelweni kwezinto, kuthintelo, kuqeqesho nasekuxhotyisweni kwabantwana namabhinqa.

Kwimigama ehanjiweyo ebudeni bonyaka yile ilandelayo:

- Iseshini eyaba nempumelelo enkulu kwezonyango yoomama babantwana ababenzakele yayenzelwe eTygerBear Training Centre njengexalenye yePhulo lokuxhobisa ngolwazi, iPink and Blue Child Campaign ngomhla we-12 ku-Agasti 2012. Le projekthi yayijolise ekumiliseleni ukuzithemba koomama, yasungulwa ngokuyimpumelelo ngenyanga yabafazi.
- limeko ezinkulu zezihlozokwenzakalababantwana kwabangela ukuba kubekho imfuneko yokuba kugxilwe ekuthinteleni. Iphulo leTygerBear Holding Hands eliqhutywa ngokuzithandela nelenziwa emva kwamaxesha omsebenzi, lisenziwa ngabasebenzi bezeNtlalontle lisenziwa eTyger Valley Shopping centre ukusuka ngomhla we10 kuDisemba 2011 nangeeholide zehlobo.
- linkonzo ezijongene nengqondo nezentlalo zenziwa kubasebenzi ngaphakathi beYunithi enika inkxaso kubasebenzi abatsha abangama-210 kuqukwa nabaniki ngcebiso abangama-798. Inani labasebenzi abangama-229 laye leza kwezi seshini zamaqela.
- Kwaye kwaqeshwa kwizithuba zonontlalontle ezithathu.

Abasebenzi:

UManejala weNtlalontle	1
Abaphathi beNtlalontle	3
Umsebenzi woNontlalontle	18
OoMabhalane	2

Isiphumo

Icandelo leNtlalontle linoxanduva lempilontle yezengqondo nezentlalo kwizigulane ezilaliswayo nezingalaliswayo zeSibhedlele iTygerberg nezeChildren's Hospital, iGene Louw Building radiation oncology, iCarel du Toit Centre yaBantwana abanengxaki yokuva, iTygerBear Social Work Unit yabantwana abeNzakeleyo kunye neentsapho zabo kwakunye nenkqubo yangaphakathi exhasa

abasebenzi . OoNontlalontle benza umsebenzi ngokwemeko yezonyango yesigulane ngasinye, umsebenzi weqela kunye nezigulane neentsapho zazo, iinkqubo zokufikelela eluntwini, esibhedlele naseluntwini. Zibalelwa- kuma-32787 izigulane ezaye zancedwa.

Inani eliyipesentienkululiye lidaleke ngenxayeengxaki ezivela ngokukhululwa kwezigulane esibhedlele, ukwenziwa kwezicelo zegranti yorhulumente kunye nokukhuselwa kwabantwana abasemgciphekweni.

Ukusebenzisana nezinye iinkalo zempilo neqela lomsebenzi esibhedlele kubalulekile ekwenzeni iinkonzo ezifanelekileyo zomsebenzi wentlalontle. Ngokumayela noku iintlanganiso ezihlala qho ngeveki neqela elijongene nabantwana abaxhatshwayo neentlanganiso ezihlala qho ngokuphathelelene nezigulane ezinesifo seswekile, izintso neze-onkholoji kwanokuya kwimijikelo eziwadini xa kuboniswana ngemeko ethile aye abekho namaqela.

Ifuthe lendlala, intswela msebenzi neemeko ezingumceli-ngeni kwezentlalo nezooqeqesho ube nefuthe kwiinkonzo zentlalontle. Xa ezi zinto zigxininiswa kwiintsapho ziyaqwalaselwa ngokwengxaki zenqanaba lesibini ezidalwa kukugula nomenzakalo kufuneka ezinye iinkqubo zoncendo zentlalontle zingenelele.

Icandelo leNtlalontle liya kusebenza kwiYunithi yeNkxaso yaBasebenzi lisenza umsebenzi wokucebisa lisebenza nakumaqela oncedo kubasebenzi beSibhedlele saseTygerbeg lisenza nophuhliso ndawonye neenkqubo zokuxhobisa ngolwazi. Le ngxelo imalunga neYunithi yeNkxaso yaBasebenzi ifumaneka ekupheleni kwale ngxelo.

Icandelo eli laye lathatha uxanduva loqeqesho nobeko-liso lukanontlalontle kwiSibhedlele seSithili saseKhayelitysha, kananjalo wayebandakanyeka kucwangciso-nkqubo lweenkozno zentlalontle kwesi sibhedlele sitsha, iiprothokholi zomsebenzi wentlalontle waye wasungulwa kwaza kwamiselwa isistim efanelekileyo yolawulo.

Kwiyunithi iTygerBear Social Work Unit yaBantwana abeNzakeleyo abangama-463 ababethunyelwe luluntu. Isininzi sabantwana abathunyelwayo babevela kumaqumrhu entlalontle, kwiNkonzo yamaPolisa oMzantsi Afrika (SAPS), kwiiNkundla zamaTyala apha thelelene nSondo nakwizibhedlele zazemini. Ngaphezu kwama-50% abantu abathunyelwayo sukuba becele iinkonzo zonyango kubantwana abaxhatshazwe ngesondo.

Iprogram yomsebenzi wamaqela ebandakanyiweyo:

- amaqela axhobisa ngokhuseleko lwabantwana
- iqela lenxaso labantwana abaphila nemeko yokuxhatshazwa ngokwesondo
- amaqela anika isikhokelo sabazali babantwana abenzakeleyo
- ukwenziwa kweqela labazali lwe-Autistic Children kunye neCandelo loNyango ngokuThetha
- amaqela enxaso ezigulane ezine-laryngectomy
- amaqela anika isikhokelo kwiqela labazali esilungiselelwe iKangaroo mothers
- umsebenzi weqela elisebenza ngezigulane ezitshileyo.

Uphuhliso lwezobonelelo

Eli setyena liseneengxaki ezinkulu yeClinicom system kwaye nokubakho kweekhompuyutha. Iikhompuyutha ezintlanu zisafuna ukuphuculwa. Iqela loonontlalontle baye bathunyelwa kuqeqesho lwe-MS Word, Excel noPowerPoint.

Ukugcinwa ngokokumiselweyo kweefolda zentlalontle isithuba seminyaka emi-5 ubuncinane kuyingxaki ngenxa yokungabikho kwendawo ekhuselekileyo kwiCandelo leNtlalontle. Oku kwaye kwaqwalesela kodwa akukabikho mpendulo.

Imigama ekufuneka ihanjwe ngoonontlalontle ukusuka kwii-ofisi zabo ukuya eziwadini kwaneelifti ezingasebenzi kakuhle kusluchaphazela uziso lweenkonzo.

linkqubo ezisiwa ebantwini

- ISetyana lezeNtlalontle lisebenza iiyure ezingama-24 apho iingcali zisebenza ukunceda abantwana.
- Inkqubo enika isiqabu ebonelela izigulane ezifuna isithuthi, ukutya, nezinto zokuhlamba, iingubo neempahla.
- Inkqubo iFood for Thought yalungiselela abazali ukuze bahlale nabantwana babo abangazifumaniyo izidlo eProtea Court.
- Kwaqeqesha amavoluntiya ukuba enze umsebenzi we-ofisi yolawulo encedisa kwiinkqubo zokuxhobisa ngolwazi, iiprojekthi zokuthuthuzela, ukuhlela izinto zokudlala neempahla, ukupakisha ukutya neminye imisebenzi ngokubanzi.
- Iingcali zoNyango ezivela kwiindawo zoluntu ziye zibekho kwintlanganiso ebakho qho ngeveki yeqela elijongene nabantwana abaxhatshaziweyo abenza imisebenzi evele ibekho.
- Ezi zihloko zilandelayo zazixoxwa qho emva kweeveki ezimbini kwiintlanganiso ezazihleli kunye neqela elijongene nokuXhatshazwa kwaBantwana:

- Iresource centre iyasebenza eTygerBear Unit kwaye ikhupha iingcombolo zolwazi malunga nokuxhatshazwa kwabantwana kusenzelwa iingcali nabafundi abasebenza ngabantwana kwakunye neengcombolo zolwazi oluya kubazali abahambela kule yunithi.
- ICandelo leNtlalontle lincedisela iDowns Syndrome Association ukuba leenze inkonzo yenxaso ebakho qho ngeveki kubazali babantwana abaneDown's Syndrome okanye ezinye izinto ziyingxaki ebantwaneni.
- Intatho-nxaxheba kuSuku lukaWonke-wonke lweSibhedlele iTygerberg .
- Unxulumano oluye lubekho qho kunye neSAPS kuye neNkundla z yamatyala ezenzo zoxhaphazo ngesondo.
- Umbhiyozo ekuthiwa yi-Annual Survivor wabantwana neentsapho zabo.
- Iqela lenxaso lezigulane ezingabantwana ngexesha lePasika.
- Ukufikela kumaqela aseRetirement Centre malunga nendima yonontlalontle osebenza ngabantwana abenzakeleyo.
- Abatyeleli abasuka kwizikolo zoqeqesho eDenmark babelungiselelwe.
- Iseshini yokufikelela ngzonyango kwinkqubo yokunceda oomama abangama-50 babantwana abenzakeleyo, yayenzelwe eTygerbear Training Centre njengenxenywe yePhulo lokuxhobisa ngolwazi i-Pink and Blue Child Campaign ngomhla we-12 ku-Agasti 2011. Iprojekthi ejoliswe ekwakheni nasekumiseleni ukuzithemba koomama kwasungulwa ngempumelelo ngenyanga yabafazi.
- Iqela lenxaso labantwana abenzakelayo nabazali babo kunye nomxholo othi Spring Fever Theme owawuqhutywa ngomhla wesi-2 kuSeptemba 2011 wabantwana abafumana inkxaso kwi-International Hotel School.
- Abafundi baseSettlers High School babelungiselelwe nabo ngenkqubo yabo ye-Community Outreach Program.
- Ucweyo olwaluphathelene nenxaso malunga noomama abangama-25 ngokubhekiselele kwezesondlo nakwimpilo yengqondo neyenzentlalo.
- Ucweyo olumalunga nenxaso koomama abangama-33 beKangaroo mothers ngokubhekiselele ekuzikhathaleleni.
- linkqubo zokusa iinkonzo eluntwini ngeempela-veki kwezi venkile zinkulu zilandelayo: eParklands naseEdgemead.
- Unxulumano neCHOC malunga neemfuno

zezigulane ezingabantwana ezikwi-onkholoji yaBantwana.

- Ukusuka ngomhla we-3 – 5 ku-Oktobha 2011: inkqubo iEdutainment yenzelwa abafundi base-Elsiesriver Aftercare Centre.
- Ucweyo olwaluphathelene nokufundisa abadlezana abasanda kufumana iintsana ezithunylwa eTygerBear Unit.
- Ngomhla we-5 ku-Novemba 2011: i-kwakuqhutywa iPhulo iPink and Blue Child Fun Walk.
- limeko ezinkulu zezihlo zokwenzakala kwabantwana kwabangela ukuba kubekho imfuneko yokuba kugxilwe ekuthinteleni. Iphulo leTygerBear Holding Hands eliqhutywa ngokuzithandela nelenziwa emva kwamaxesha omsebenzi, lisenziwa ngabasebenzi bezeNtlanontle lisenziwa eTyger Valley Shopping centre ukusuka ngomhla we-10 kuDisemba 2011 nangeeholide zehlobo.
- linkonzo ezijongene nengqondo nezentlalo zenziwa kubasebenzi ngaphakathi beYunithi enika iNkxaso kubasebenzi abatsha abangama-210 kuqukwa nabaniki ngcebiso abangama-798. Inani labasebenzi abangama-229 laye leza kwezi seshini zamaqela.
- Isetyana leNtlanontle kunye ne- TygerBear Unit yafikelwa ngaba bantu balandelayo:
 - amanesi avela kwiCandelo lezoKonga leYunivesithi yase-Free State.
 - unontlanontle waseNew Zealand.
 - unontlanontle waseGauteng.
 - abathunywa/abameli abasuka kumaziko oqeqesho elaseDenmark.
- Uncediso kwiMisitho yokuPhela koNyaka yabasebenzi besibhedlele

Intsebenziswano nobambiswano

- Eli setyana likwanxibelelana namasebe oRhulumente afana nelezobuLungisa, eloPhuhliso lwezeNtlo, eleMicimbi yeKhaya, eleMisebenzi, elamaPolisa, eleMfundo, kunye nele-Clothing Industry Fund, namanye amaziko
- Unxulumano neHospice Association
- Ubulungu kwiSouth African Council Social Service Professions (SACSSP)
- Ubulungu kwiSouth African Social Workers in Private Practice (SASWIPP)
- Ubulungu kwi-S A Oncology Social Work Forum
- Ubulungu kwiWestern Cape Play Therapy Association
- Ubulungu kwiKidney Foundation

- Unxulumano neSouth African Social Security Association (SASSA) malunga neepenshini
- Unxulumano neSebe leMfundo malunga neeprojekthi zoluntu ezikolweni
- Unxulumano neCHOC malunga neemfuno zabantwana abazizigulane ze-onkholoji.

Okuphunyeziweyo malunga neenkqubo zophando

- Ukuthatha inxaxheba kuphando oluqhubayo okusekeke kwi-Home-Based Treatment of Childhood Neurotuberculosis
- Steyn H nge-Laryngectomy Patient's View of Social Work Support Services in a Hospital Setting by eyapapshwa kwiSocial Work, 46 no. 1, 2010.

Amaphulo/ okuphunyeziweyo mayela nendima yemfundo

Abafundi abangekabinazidanga

- Social Work II, UCT, abafundi aba-2
- Mb.ChB V, University of Stellenbosch abafundi abali- 180
- Job shadowing students, Fairmont High School abafundi aba-2

Abafundi asele benezidanga

- MDiacPlay Therapy, UNISA
- BA Psychology iYunivesithi yeNtshona Koloni (UWC) abafundi aba-2
- BA Hons Psychology, UWC umfundi om-1
- BA Hons Psychology, UNISA abafundi aba-2
- B Psychology, University of Free State umfundi om-1
- Masters in Clinical Psychology abafundi aba-4

Kwenziwa olu qeqesho lulandelayo:

- Ukwaziswa nokuboniswa kwanokuqheliswa konesi ongunyaka we-Okholoji ngokuphathelele kwindima yonontlanontle kwi-onkholoji yabantwana
- Intatho-nxaxheba kwiSibhedlele iTygerberg kwi-Induction Program koogqirha abatsha.
- Indima yonontlanontle ekuxhatshweni kwabantwana.
- Umthetho iNew Children's Act.
- Indima kanontlanontle kwicandelo lezengqondo labantwana ngokuphathelele kumthetho iChildren's Act 2005.
- Abafundi abenza iMb.ChB V : iModule Illness and Disease and The Family
- Ulwandlelo olumalunga neezakhono zobudlezana lwenzelwa abazali babantwana abenzakeleyo

- Uqeqesho kwiThiyoloji, kwiYunivesithi yase-Stellenbosch
- Uqeqesho lokuCebisa kwabeNzakeleyo
- UCweyo looMama abakhulisa abantwana ngokwenkqubo ekuthiwa ekuthiwa yiFoster Care Mothers yeSebe loPhuhliso lwezeNtlalo lephondo-
- Indima yonontlalontle yondlalwa koonesi babucala
- Ukhuseleko lwaBantwana lwenzelwa abafundi nonontlalontle kwiTygerBear Unit.
- Umsebenzi womDongwe onjengento yokunyanga obizwa ngeleGestalt Play Therapy.
- Iimfuneko yeqela lenkxaso kwizigulane ezineLaryngectomy ngexesha zisibhedlele: imbono yezentlalontle yaye yandlalwa kwiForum ye-onkholoji.
- Ukuthetha ngeephaphethi.
- Indima kanontlalontle kwiYunithi yeRumatholoji.
- Indima yonontlalontle malunga nendlela nokukhetha izigulane ezine-Dialysis .
- Khangela neenkqubo zoqeqesho olwenziweyo ngaBasebenzi beYunithi enika iNkxaso kubasebenzi.

UPhuhliso lwabasebenzi

Ezi seshini zophuhliso zaye zenziwa bathunyelwa abantu kuzo:

- ISemina engoLawulo lweStresi
- Umthetho iNew Children's Act
- Ukuya kwiNkomfa yeSibini ye-International Paediatric Oncology
- I-Early Childhood Development
- Iingcebiso ngozilo
- Ucweyo olwalumalunga noNontlalontle njengoMsebenzi ojongene neMpilo ngokweNgqondo olwalusenziwa liSetyana loMsebenzi weNtlalontle kwiSibhedlele iStikland
- UNxibelelwano ngoonodoli/iiphaphethi.
- Utyelelo lweTygerberg Hospice.
- Ukutyelela kwiSibhedlele iStikland malunga nokusetyenziswa kweziyobisi.
- Ulwandlalo malunga noBeko-liso lwezonyango olwalusenziwa liCandelo leNtlalontle, eUCT (koonontlalontle aba-2)
- Ukwaziswa noqheliso loonontlalontle aba- 3 abatsha
- Uzilo
- Ukunyangwa kwi-Post-Traumatic Stress Disorder kubantwana abaxhatshazwe ngokweSondo
- Inkqubo yokwazisa ngeSomatic and Sensory Awareness kunyango ngokudlala kuBantwana abenzakeleyo/abothukileyo
- IDiploma in Addiction yenziwa ngunontlalontle

om-1 eUS.

- Inani loonontlalontle lathunyelwa kuqeqesho lwekhompyutha ku-MS Word, Excel nePowerPoint.
- UCweyo kwimigaqo-nkqubo yeSebeleMfundo malunga nokusetyenziswa kweziyobisi, uxhaphazo ngesondo nokumitha kwamantombazana aselula.
- Izakhono zonxibelelwano nongquzulwano ezenziwa ngu-ICAS
- I-GEPF yenziwa ngu- ICAS
- Unyango kwindlela yokuziphatha ngokwengqiqo nokuqina
- Isishwankathelo seeNkonzo zoNyango eZikolweni
- UNyango ngokuKhuthaza nokuHlekisa
- Indima yooNontlalontle malunga nokukhethwa kwezigulane ngokweNkqubo elandelwayo kwezine-Dialysis
- Khangela kwakhona kwiYunithi enika iNkxaso kubasebenzi esebenzisene kakuhle nabasebenzi.

UPhuhliso lwabasebenzi

Ezi seshini zilandelayo zabasebenzi The following zaye zalungiselelwa ukuba zibekho:

- ISemina yoLawulo lwestresi
- I-New Children's Act
- Kwayiwa kwiNkomfa yeSibini ye-International Paediatric Oncology
- I-Early Childhood Development
- Ukuthuthuzelwa kwabaswelekeweyo
- Ucweyo loonontlalontle njengeMental Health Practitioner lwalusenziwa liSebe lezeNtlalontle kwiSibhedlele, iStikland
- Ukuthetha ngeephaphethi.
- Ukuhanjelwa yiTygerberg Hospice.
- Ukuhambela kwiSibhedlele iStikland malunga nokusetyenziswa kweziyobisi
- Kwenzizwa ulwandlalo lwe-Clinical Supervision liCandelo lezeNtlalontle eUCT (koonontlalontle aba-2)
- Uqheliso msebenzi/ndawo loonontlalontle aba-3
- Abazili nabaswekelweyo
- UNyango lwe- Post-Traumatic Stress Disorder kubantwana abaxhatshazwe ngesondo
- Inkqubo yokuxhobisa nokwazisa ngeSomatic and Sensory kuNyango ngokuDlala, oko kusenziwa kubantwana abenzakeleyo.
- Unontlalontle om-1 waye wasiwa ekhosini yeDiploma in Addiction kwiYunivesithi yase Stellenbosch.
- Iqela loonontlalontle laye lathunyelwa kuqeqesho lwekhompyutha ukuba liye kufunda iMS Word, Excel nePowerPoint.
- Kweziwa ucweyo malunga neMigaqo-nkqubo

yeSebe leMfundo malunga nokuxhatshazwa ngesondo nokumitha kwamantombazana aselula.

- ICAS yenza isifundo ngezakhono zokunxibelelana nezongqzulwano
- I-GEPF yenziwa yi- ICAS
- Unyango kwindlela yokuziphatha ngokwengqiqo nokuqina
- Isishwankathelo seeNkonzo zoNyango eZikolweni
- UNyango ngokuKhuthaza nokuHlekisa

Uqokumbelo

Ngaphandle nje kokuba kukho le mingeni kujongenwe nayo ngokubhekiselele kwiimeko ezingentlanga ngokwezoqoqosho nentlalo kwizigulane zethu, ukungabikho kwezibonelelo/abasebenzi eluntwini nakumaziko angaphakathi onyango kodwa sikwazile ukuyenza inkonzo exandileyo yezigulane, sazisebenza neentsapho zazo kunye nabasebenzi beSibhedlele iTygerberg kunye neendawo ezirhangqileyo zoluntu.

ISetyana loMsebenzi weNtlalontle

IYunithi enika inkxaso kubasebenzi

Intshayelelo

IYunithi enika inkxaso kubasebenzi liqumrhu elinika iinkonzo zentlalo kubasebenzi nakwiintsapho zabo. Ikwasisixhobo sokubonwa kweengxaki kwangethuba ukuze kungenelelwe ngeenkqubo eziluncedo. Ngaphezu koko sisixhobo sezolawulo sabasebenzi abanengxaki yokuziphatha.



Ukusetyenziswa kweenkonzo

Umlinganiselo wokusetyenziswa kwenkonzo ngokweli xesha kuthethwa ngalo yi-14%. Kwancedwa umsebenzi ngamnye ngokokuyifuna kwakhe inkonzo kubasebenzi abamanga-319 kwaza ngaphezu koko kwancedwa abasebenzi abangama-229 ngokwamaqela omsebenzi, ulwandlalo micimbi noqeqesho. Lilonke inani labasebenzi abancedwayo ngama-548. Umlinganiselo wokusetyenziswa kwale nkqubo kwenyuka kulo nyaka upheleleyo, ngenxa yokuba abantu abaninzi babancedwa ngokwemisebenzi yamaqela. Yayilicandelo lezoKonga elayisebenzisa kakhulu le nkqubo yeYunithi enika inkxaso kubasebenzi apho kwakusenziwa kweentetho ezikhuthazayo ulawulo lwestresi, i-team building njlnj. Abasebenzi abanzini abaye bancedwa elowo umntu encedwa yedwa, baye babonwa amatyeli aliqela. Afika kuma-798 amatyeli okubonwa kwabasebenzi.

Umsebenzi womntu ngamnye

Inkonzo eyenzelwa umntu ngamnye ishwankathelwe kuluhlu 1. Iyunithi enika inkxaso kubasebenzi ivuleleke kuye wonke umsebenzi kunye neentsapho zabo ezifuna iingcebiso. Inkonzo esekhusini yexeshana yenziwa apho abasebenzi kwakufuneka bethunyelwe kwindawo yoncedo ekuhlaleni kwakwenziwe ukuze bafumane uncedo ngakumbi.

Iinkonzo ezimbalwa zokunceda umntu ngamnye zaye zanikezelwa kunaxa uthelekisa kunyaka ophelileyo. Nangona inani labantu abafumana unyango lahlala limi ndawonye, kodwa inani lababefika laye lehla.

ULuhlu 1: Umsebenzi womntu ngamnye: ukusetyenziswa kwawo

limeko ezasetyenzwayo	319
Ababonwayo	798
Inani leemeko zezigulane ezitsha ezavulwayo	210
Ulandelelo lwabo bancedwayo	109
Iinkqubo zodliwano-ndlebe ezenziwayo	565
Unxibelelwano	137
Ukunikwa kweengcebiso: kwezoLawulo	88
Ukunikwa kweengcebiso: Enye	50
Ukucetyiswa ngefowuni	43
IiNgxelo	39
Amanqaku	389
UTsalo-minxeba	228

Ubume bezigulane zishwankathelwe kwezi zintlu zingasezantsi.

Maninzi amabhinqa ayisebenzisayo le nkqubo, kodwa oku kubonisa ukuchakwa okanye ngokwesini esibhedlele.

ULuhlu 2: Isini

ISINI	N	%
Ibhinqa	241	76
Indoda	78	24
Zizonke	319	100

Ukuchakwa ngokobudala kushwankathelwe kuLuhlu 3.

ULuhlu 3: Ukuchakwa ngokobudala

UBUDALA	N	%
41 iminyaka ukuya kwengama- 50	128	40
31 iminyaka ukuya kwengama- 40	79	25
20 iminyaka ukuya kwengama- 30	47	15
51 iminyaka ukuya kwengama- 60	57	18
61 iminyaka ukuya kwengama- 65	5	1
<20 iminyaka	1	1*
Bebonke	319	100

*esondezwe eshumini

Uninzi lwabasebenzisi nkqubo yayingabantetho isisiBhulu, njengoko kuchaziwe kuLuhlu 4.

ULuhlu 4: Ulwimi

	N	%
IsiBhulu	252	79
IsiXhosa	55	17
IsiNgesi	6	2
Olunye	6	2
Zizonke	319	100

Ukusuka kuLuhlu 5 ingabonakala into yokuba ama-47% abasebenzi abasebenzisa le nkqubo, bebesebenza kwesi sibhedlele iminyaka engaphezulu kweli-10.

ULuhlu 5: Ubude benkonzo

	N	%
> 10 iminyaka	149	47
2.1 ukuya kwiminyaka emi-5	43	13
5.1 † ukuya kwiminyaka eli- 10	21	7
1.1 ukuya kwiminyaka emi- 2	49	15
< 1 unyaka	37	12
Ayaziwa	20	6
Bebonke	319	100

Abasenzi ngokubanzi balingana nama-42% abo basebenzisa inkonzo yeyunithi enika inkxaso kubasebenzi. Abanye abasebenzisi bale nkqubo ngabo bezokonga, abezolawulo kunye noonesi abaxilongayo.

ULuhlu 6: Abasebenzi ngokwezigaba

	N	%
Abasebenzi ngokubanzi	136	42
AbezoKonga	122	38
AbezoLawulo	53	17
OoChwepheshe	7	2

	N	%
liNgcali	1	1
Bebonke	319	100

Ukuthunyelwa kwabasebenzi kwenziwa ngokwenkqubo yokululeko. Abasebenzi abangamashumi mathandathu anesithathu baye bathunyelwa kwezi nkqubo ngokusesikweni. Uninzi lwabasebenzi (253) abaye basebenzisa le nkqubo baye bathunyelwa ngokungamiselekanga. Oku kuchaza ukuba iyunithi enika inkxaso kubasebenzi iyathandwa kwaye yamkelekile kubasebenzi. Abasebenzi abaninzi baye bayithinte le yunithi befuna iingcebiso bazifumane kumahlakani abo akhe ayisebenzisa ancedakala kule nkqubo. Abaphathi bayayisebensa kakhulu nabo le nkqubo njengoko kuchaziwe kuLuhlu 7. Oku kubonisa ukuba iyunithi yenkxaso yezabasebenzi kwaye yamkelwe ngoomanejala besibhedlele. Ukwazisa le nkqubo phakathi kweentsapho, amaqumrhu abasebenzi kunye nabasebenzi beklinihi yezempilo kufuneka iphuculwe.

ULuhlu 7: Ukuthunyelwa kweyunithi yenkxaso kubasebenzi

ISIYA	N	%
Kwi-Self-referred	174	55
KuMphathi ngokungamiselwanga	76	24
kuMphathi ngokumiselweyo	63	20
Kumalungu osapho	2	1
Enye	4	1
Zizonke	319	100*

*esondezwe eshumini

lingxaki ezandlalwayo zichaziwe kuLunhu 8. Ezona zixhaphakileyo yayiziingxaki zosapho zengqesho nezemvakalelo.

ULuhlu 8: IiNgxaki ezondlalwayo

INGXAKI	N	%
lingxaki zosapho	86	21
lingxaki zengqesho	75	18
lingxaki zovakalelo	74	18
Ingxaki yokuziphatha yabantwana	34	8
lingxaki zotywala	30	7
lingxaki zemitshato	28	7
lingxaki zemali	24	6
Ukusetyenziswa kwezinyobisi	23	6
Unonophelo lwabantwana	10	2
Uqhawulo mitshato	10	2
Isondlo sabantwana	9	2

INGXAKI	N	%
Enye	11	3
Zizonke	414	100

Abasebenzi bathunyelwa kwiindawo zoncedo eluntwini ukuze bafumane uncedo, apho kukho imfuneko khona. Bathunyelwa isikakhulu kwiimibutho yezempilontle eseluntwini naku-ICAS.

ULuhlu 9: Ukuthunyelwa kwezibonelelo eluntwini

ZISISIWA	N	%
Kumaqumrhu eMpilontle	15	18
ICAS	14	17
liklinikhi zokuchachisa	8	10
linkonzo zoNyango	5	6
liNkonzo zoMthetho	13	16
IYunithi iTygerbear yabantwana abmenzakeleyo	6	7
Elangqondo eTBH	10	12
EleNgqondo kwezinye iinkqubo zabucala	6	7
linkonzo zemali	2	2
Ingcali yezeNgqondo yeenkqubo zabucala	3	4
Zizonke	82	100

limeko ezilikhulu linye linamshumi asixhenxe zaye zatshitshiswa ngokukuko.

Umsebenzi weqela nolwandlalo

Iqela labasebenzi baye bafikelela kumsebenzi weqela nolwandlalo. Izihloko ezaye zaqwalaselwa zichazwe kuLuhlu 10.

ULuhlu 10: Umsebenzi weqela nolwandlalo

ISIHLOKO	N
Inkxaso kwezoMenzakalot	90
Izimo zabantu kwiindawo zomsebenzi	48
IYunithi yoLwaziso noQheliso	38
I-Team Building	20
INkuthazo	14
I-Burnout	12
Ulawulo lweStresi	7
Zizonke	229

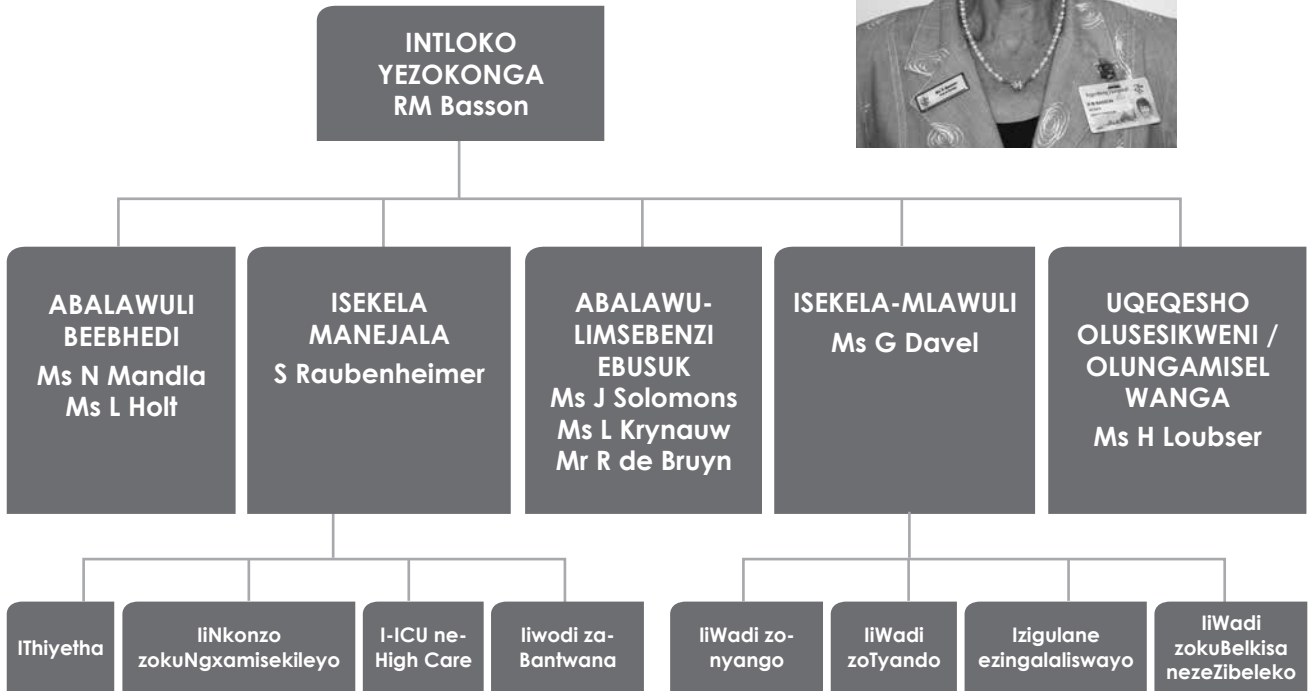
Uqokumbelo

Ukuthathela kule ngxelo ingasentla, kuyabonakala ukuba iCandelo leNkxaso laBasebenzi lenza inkonzo ebanzi yabasebenzi besibhedlele, ekuqukwa nomsebenzi womntu ngamnye, owamaqela kunye nomsebenzi owenziwa eluntwini.

ICANDELO LEZOKONGA

linkonzo Zokonga

INTloko yezoKonga: Ms RM Basson

**ISISHWANKATHELO**

Ukuze kugcinwe iinkonzo zonyango zisemgangathweni kananjalo kongezwe ezinye iinkonzo eziyimfuneko, iinkonzo yezoKonga zijonge ukufuna abongikazi abanazo zonke iimfanelo (kuzo zonke izigaba) kwanokuzaliswa kwezikhundla ezingenamntu. Oku kugqibele ngokuqeshwa kwabongikazi abaninzi de kwedluliswa nakwinani labongikazi abemkayo kweli khondo lezokonga berhoxa, bambi besiya kwezinye iindawo kanti abanye beyeka ngenxa yomhlala-phantsi.

Iinkonzo zokonga zineemodyuli zonyango nezingezizo ezonyango:

Iimodyuli zonyango

EzabaGula kakhulu
EzoTyando
EzaBantwana
EzeThiyetha
EzoNyango/ezeNgqondo/i-Onkholoji
IiNkonzo zabeNzakeleyo nezokuNgxamisekileyo
IiWadi zabuCala
EzokuBelekisa nezeZibekeko
Ezezigulane ezingalaliswayo

Iimodyuli ezingezozonyango

I-CSSD
I-Nursing School
IiNkonzo zeNkxaso (zabaCoci)
I-Nursing Informatics
Eze-Crèche

Izibonelelo Zezokonga Nenkxaso

ISITHUBA (JANYUWARI 2011)	ABASEBENZI ABAQESHI- WEYO
UManejala weeNkonzo zoKonga	1
AmaSekela ooManejala bezoKonga	2
OoManejala abaNcedisayo bezoKonga	11
OoManejala abajongene neeBhedi	2
ABongikazi abaXilongayo	718
ABongikazi abangoo-Staff Nurse	349
ABongikazi abaNcedisayo	790
I-Operators (CSSD)	64
AbaCoci beZikhundla eziPhezulu	40
AbaCoci/abapheki	21
Abacoci abancedisayo	337

Abayekayo emsebenzini (2011)

ABongikazi abaxilongayo	30
Oo-Staff Nurse	8
ABongikazi abaNcedisayo	10

Abaqeshiweyo (2011)

ABongikazi abaxilongayo	129
Oo-Staff Nurse	33
ABongikazi abaNcedisayo	48

OKUTHE KWAPHUNYEZWA

IiNkonzo zoKonga ezithe zaphunyezwa. Phakathi kwezinye izinto, zezi zilandelayo:

- ukuphunyezwa nokunatyiswa kwaMaphulo afana noo-Best Care Always kwiiyunithi zonyango oluphezulu
- ukufunwa nokuqeshwa kwabasebenzi bezokonga kwiinkonzo ezongezelelweyo ngenxa yeenguqu ezithe zakho kwiindawo ezingamaseyana
- ukuqeqeshwa kwabongikazi ngokubathumela kumaziko-mfundo ohlulekeneyo aneenkonzo zonyango

UNYANGO OLWENZIWA NGAPHAKATHI KWIZIKO-MPILO (INTERNAL MEDICINE)**1. INtloko yeCandelo**

Ms S D Henry - UManejala oNcedisayo: kwezoKonga

2. IiNkonzo

- UNyango olwenziwa ngaphakathi luneemodyuli zeeyunithi kunye nezeewadi kwi-internal medicine, kwezeNgqondo nakwi-Onkholoji.
- Ezi modyuli zineewadi zonyango ezine, iyunithi enye ye-metabolic, iwadi enye yezesikhumba (dematholoji) kunye newadi enye yezemithambo-luvo/mithambo (inyuroloji)
- Icandelo lezigulo zengqondo lineewadi ezimbini zabalaliswayo kunye namaseyana amabini ezigulane ezingalaliswayo, ezo wadi yiWadi yaBantwana yezigulo zengqondo neWadi yaBantu abadala yezigulo zeNgqondo.
- I-Onkholoji ineewadi ezimbini zezigulane ezingalaliswayo kunye namaseyana ezigulane ezingalaliswayo.

3. Inani leebhedi

I-Internal Medicine	152 yeebhedi
EleziGulo zeNgqondo	41 yeebhedi
I-Onkholoji	47 yeebhedi

4. Abasebenzi

ABongikazi abaxilongayo abasemthethweni	72
Oo-Staff Nurse abasemthethweni	42
ABongikazi abaNcedisayo abasemthethweni	87
OMabhalane beeModyuli	3
AbaPhathi bezokuCoca/Pheka	12
AbaCoci abancedisayo	48

5. Okube phambili enyakeni

- UMbhiyozo we-Hartman Award owawungoSeptemba 2011. Abongikazi ababewongwa ngenxa yokubalasele kumsebenzi wezonyango yayingu-Registered Nurse N Windvogel, uStaff Nurse Y Swartz, noMongikazi oNcedisayo uM Lewies.
- Inkqubo yokuphuhliswa kwabasebenzi yenziwa kuwo onke amacandelo ezokonga.
- U-Registered Nurse omnye wazigqiba izifundo ezendeleyo zezigulo zengqondo kwiYunivesithi yaseStellenbosch University.
- Oo- Registered Nurse abane bazigqiba izifundo zabo zolawulo kwezokonga.
- Usuku lukawonkewonke olwaziwa ngokuba yiWellness Awareness Open Day yayingomhla we-7 ku-Oktobha 2011.
- USuku lukawonkewonke olwaziwa ngokuba yi-Psychiatric Open Day yayingomhla we-9 kuSeptemba 2011.
- Usuku olwaziwa ngokuba yi-Oncology Open Day olwalungomhla wama- 29 kuJulayi 2011.
- Itheko likandlelantle lenziwa ngo-Oktobha 2011.

ICANDELO LOKUBELEKISA NELEZIBELEKO**1. INtloko kwiModyuli**

Ms J R Sapto - UManejala oNcedisayo

2. IiNkonzo

- Kwa-C2A Labour ward
- Kwa-C2A East – Antenatal, Postnatal & Special Care
- Kwa-C2A High Care
- Kwa-C2A Recovery room
- Kwa-F2M Antenatal
- Kwa-J2 Mothers and Babies
- Kwa-J5 Mothers and Babies
- Kwa-J4 Gynaecology
- kwa- FG Gynaecology and Oncology
- kwiKlinikhi emalunga nokuNcancisa iBele
- Izigulane ezingalaliswayo: e-High Risk Clinic, e-Teenage Clinic, kuNonophelo-nyango olulodwa, kwi-New Bookings, e-Diabetic Clinic, kwi-Foetal Evaluation and Sonar

- Kwiklinikhi yoCwangciso-ntsapho.

3. Abasebenzi

UManejala wezoKonga oNcedisayo	1
ABongikazi abaXilongayo	87
ABongikazi abaseMthethweni	46
ABongikazi abaNcedisayo	86

4. INani leebhedi 187

5. I-Avereji yeebhedi ezisetyenzisiweyo 78,58%

6. Okube phambili enyakeni

- ISibhedlele asiphulukananga nesimo saso ngokwe-MBFI ityeli lesithathu, sibulela ukuzinikela kwabasebenzi bebonke abakwazileyo ukuthobela uMgaqo-nkqubo wokuTyisa iintsana.
- Ukuqeshwa koMongikazi oXilongayo wenkqubo yokuthintela ukusulelwa komntwana ngunina ukuphucula indlela ethotyelwa ngayo iProthokholi ye-PMTCT.
- Ukwabiwa kweebhedi kwakhona kwicandelo lokuBelekisa neleZibeleko kuphucule indlela yokusebenza ngenxa yokuba kubekho iibhedi ezizezinye ezisetyenzisiweyo.
- Eli candelo lithathe inxaxheba kuSuku lukawonkewonke lwesibhedlele. Abantu babonakalise umdla omkhulu kulwazi oluphathelelene noCwangciso-ntsapho kunye nemalunga nokuTyiswa kweNtsana.
- Zabaluncedo iintlanganiso ezazimana ukuhlaliwa kunye nentloko yonyango lweNqanaba 2 qho ngeveki ezazibhekiselele ekuqinisekiseni ngomgangatho ukunika ingqalelo umsebenzi owenziwe ngempumelelo nokuqwalasela leyo kuthe kwagqwidizwa kuyo.

7. Ezemfundo

- ABongikazi abane abaXilongayo bazigqiba ngempumelelo iidiploma zabo kwi-Advanced Midwifery omnye uMongikazi oXilongayo wagqiba eyakhe idiploma kwi-Intensive Care 2011.
- AbaNcedisayo abathathu bayenza ngempumelelo ikhosi- ibridging course, yokuba – ngooStaff Nurse.
- Abongikazi abane: bafumana iimbasa zeHartman Memorial Award, kumsitho owathi wenziwa
- UMongikazi omnye oXilongayo watyunjwa kwiphondo etyunjelwa imbasa iCecilia Makiwane kwaye wamela iziko-mpilo ngale mbasa ibaluleki kangakanana.
- Ikomiti esebenza ngokufanelekileyo kakhulu yemfundo kwimodyuli enezihloko ezingama-42 qho ngeveki kuqeqesho lwabasafundayo oku

kuquka abezokonga kwakunye nabasebenzi abangabacoci.

8. Iminikelo eyodwa

- Kwakukho abaNcedisi abebencedisa ngokuzithandela kulwenziwo lwemeko elungele izigulane ngokunikela ngeekhetini kwa-C2A nangoomabonwakude ezaye zasiwa kuMgangatho oseZantsi nakwa- J4.

9. Imicimbi ephambili

- Kwaye kwenziwa imicimbi ethile ngenmpumelelo kwiteam-building.
- Inkqubo eyaba nempumelelo yayenziwe ngoSuku i-International Nurses' Day nolwe-International Midwifery Day ngoMeyi 2011.
- Abasebenzi bafikelela kwizigulane ekhemesti zaza zayoliswa zanikwa nokutya ngosuku iMandela Day.

EZOTYANDO

1. UNgxelo yenziwe

Mnu R de Bruyn

2. Iinkonzo

IWADI	IIB-HEDI	INKONZO
IWadi D1	22	Utyando lwezentliziyo – 15 iibhedi
		Utyando emazantsi esisu – 7 iibhedi
IWadi D2	31	Utyando emazantsi esisu – 16 iibhedi
		INtloko, iNtamo, neBele – 8 iibhedi
		Utyando lwemithambo – 7 iibhedi
IWadi D3	24	IPlastic surgery
IWadi D5	31	Utyando lweNtloko, iNtloko neBele
IWadi D6	31	IYuroloji
IWadi D7	31	Utyando lwezaMehlo Surgery (ubungcali obubodwa)
IWadi G5	19	Utyando lwendlebe, impumlo, noMqala (2 iibhedi ezimbini zezigulane ezingabantwana)
Total:		189

3. INani leebhedi 189

4. Umlinganiselo weebhedi ezithe zasetyenziswa

D1 = 93% D2 = 62%
 D3 = 73% D5 = 76%
 D6 = 70% D7 = 67%
 G5 = 78%

5. Okube phambili enyakeni

La magosa alandelayo afumana iimbasa ze-Hartman Clinical Excellence Awards:

- IMbasa yoMongikazi oXilongayo: uMongikazi oXilongayo W Goosen
- IMbasa ye-Enrolled Nurse Award: uStaff Nurse T Fennie
- IiMbasa zaBongikazi abaNcedisayo: Abongikazi abaNcedisayo C Bull no- C Oranje
- IWadi D3 yafumana imbasa ye-Infection Prevention and Control Award ngenxa yococeko.

Inkqubo yokufikelela ebantwaneni eyaziwa ngokuba yi-Smile Week abanomlebe okanye inkalahla engavalekanga yayenziwe ngomhla we-18 kuNovemba 2011. Ngokwe-Smile Foundation kwaye kwenziwa amalungiselelo indibano yocweyo emalunga nokunonotshelwa kwenxeba, ndibano leyo ekwaye kwaya kuyo oonesi beSibhedlele iTygerberg kunye nabongikazi abasuka kwezinye izibhedlele.

ICANDELO LOKUNGXAMISEKILEYO NAMATHAMBO

1. Ingxelo yenziwe ngu

Ms Sophia Kleinsmith

2. IiNkonzo

Icandelo lokuNgxamisekileyo nelaMathambo, uTyando olungePhi, iWadi yabucala

3. INani leebhedi:

- E-High Care: 10 Medical Emergency Ward F1
- E-ICU: iibhedi ezi-4 ezisetyenziswa ngexesha lokuphefumalisa isigulane
- IWadi yabuCala: iibhedi ezingama-28
- IiWadi zaMathambo: iibhedi ezingama-123
- IWadi yoTyando olungePhi: iibhedi ezili-15
- IWadi yabaXhalabisayo: iibhedi ezingama-30
- IYunithi yabaXhalabisayo: iitroli ezingama-20
- UTyando oluNgxamisekileyo: iibhedi ezingama-25 (iWadi C1D)
- I-Medical Emergency Overnight: iibhedi ezili-16

5. I-avareji yeebhedi ezisetyenziswayo

• IYunithi yokuPhefumalisa	104%
• Icandelo loTyando oluNgxamisekileyo	181%
• EloNyango oluNgxamisekileyo	81%
• IWadi yabaXhalisayo	76%
• IWadi yabuCala	71%
• IWadi yaMathambo kwa-A3 East	88%
• IWadi yaMathambo kwa-A3 West	91%
• IWadi yaMathambo kwa-F4	63%
• IWadi yaMathambo kwa-J6	82%

Zizonke izigulane ezaye zasetyenzwa:

- Icandelo labaXhalisekileyo, eleeNgozi neloNgxamiseko 17 997
- IYunithi yoTyando olungePhi 2 089

6. Okube phambili enyakeni

ABongikazi abaXilongayo abathathu, ii-Enrolled Nurses ezintathu kunye naBongikazi abaNcedisayo abathathu kwimodyuli babetyunjelwe iHartman Awards ngenxa yokwenza umsebenzi obalaseleyo wezoNyango.

Isheshini ye-team building yabasebenzi yenzelwa eRatanga Junction.

Kwafakelwa amasango akhuselekileyo kwiiwadi zeengxaki zamathambo

I-NURSING SCHOOL

1. Abasebenzi

INTloko ye-Nursing School: Ms H Loubser	1
iLecturer PN-D2	2
iLecturer PN-D1	2
iLecturer Professional Nurse	(1)
isikhundla: 1 igosa elanyuselwa kwisikhundla esingasentla	
OoMabhalane	2
Umfundi oseluqeqeshweni	1
Bebonke	8

2. Uqeqesho

2.1 UMongikazi oNcedisayo R2176

Okwangoku akukho luqeqesho luyenziwa kule nkqubo eTygerberg Hospital Nursing School.

2.1.2 Uqeqesho lwaBongikazi abaNcedisayo (R2176)

Ikhaya laBantu abadala iSarepta

Kuye kwafakwa kwezonyango abafundi abali-10 njengamanesi ancedisayo eTygerberg Academic Hospital.

Kwenziwa isongezelelo kubasebenzi kwikhaya labaDala laseSerepta njengeziko loqeqesho eliqinisekisiweyo.

Ukufakwa kwabafundi kwezonyango yayiququzelelwe yintloko ye-nursing school, umcimbi owawunikelwe komnye wabahloli.

I-Healthnicon

Kwaye kwafakwa kwezonyango abafundi abangama-20 njengamanesi ancedisayo kwiSibhedlele iTygerberg

Kwenziwa isongezelelo kubasebenzi yiHealthnicon

njengeziko loqeqesho eliqinisekisiweyo. Ukufakwa kwabafundi kwezonyango okuququzelelwe yintloko ye-nursing school, umcimbi lo wawunikelwe komnye wabahloli.

2.1.3 Uvavanyo lolwamkelo (R2175)

I-South African Nursing Council (SANC) luluvavanyo olwalusenziwa ngokweshedyuli, kathathu enyakeni.

Bebonke babebane abavavanywa ababehlalise kwi-nursing school ngokwamalungiselelo okwenza ithiyori noqeqesho lwezonyango. Umlinganiselo wokuphumelela kwabo ngo-2011 yayingu-100%.

3. UMongikazi oNcedisayo oba nguStaff Nurse (R2175)

3.1 Uvavanyo olwenzelwa ukwamkelelwa kwinkqubo

Bangama265 abavavanywa ababhalauvavanyo lokuhlela ngenjongo yolwamkelo, baba li-162 abafundi 61% abafundi abaphumelelayo.

3.2 I-Nursing School yeSibhedlele iTygerberg Academic

Bangamashumi amathandathu anesithandathu abafundi abaqala uqeqesho lwabo ngo-2011, baza bebonke bangama-52 (98%) abalugqibayo uqeqesho ngo-2011. Omnye umvavanywa kufuneka aphinde abhale uviwo ngoMeyi 2012.

Abafundi abavela kwiSibhedlele iTygerberg, amaziko empilo oluntu, izibhedlele eziHlanganisiweyo zeNgqondo nabafundi abenza izifundo zee-honors babelungiselelwe uqeqesho kule program. Ithiyori kunye noqeqesho kwezonyango lwenziwa yi-nursing school lona.

4. UStaff Nurse oza kuba nguMongikazi oXilongayo (R683)

4.1 I-Nursing School yeWestern Cape Rehabilitation Centre

Abafundi abasibhozo abakunyaka wabo wokuqala babekhatshwe ngabasebenzi be-Nursing School yeSibhedlele iTygerberg. Ukuhlanganiswa kwezonyango, abongikazi abancedisayo nezolawulo kwenziwa ngomnye wabahloli abasuka kwiNursing School yeSibhedlele iTygerberg.

4.2 I-Healthnicon

Abafundi abakunyaka wesibini bathathwa kwaye baya kugqiba ngo-2012.

Izifundo zabancedisi zenziwa yi-Healthnicon,

njengeziko eliqinisekisiweyo loqeqesho lwabongikazi. eziya kugqitywa ngo-2012.

4.3 ISibhedlele iGrootte Schuur

Abafundi ababini baye bathathwa kunyaka wesibini, kwaye baya kugqiba ngo-2012. Abafundi abo babethathwe kwiSibhedlele iGrootte Schuur isithuba seminyaka emibini epheleleyo.

4.4 I-Nursing School yeSibhedlele iTygerberg

Amaxwebhu ezicelo zokuqinisekiswa njengomnikonkono athiwa thaca kwi-South African Nursing Council (SANC).

Kwakufuneka kutshintshwe izinto ezingephi, kwaza ke ngoko kwathunyelwa nekharityhulam kwakhona ngoNovemba 2011.

5. Uqeqesho oluthatha iminyaka emine yoMongikazi oXilongayo (R425)

Ngo-2011 abafundi abafundela ukonga abavela e-Western Cape College of Nursing nakwiYunivesithi yaseNtshona Koloni babethathiwe kwesi sibhedlele.

Ukufakwa kwabafundi njengabongikazi abangama-400 kwezonyango qho ngenyanga kwadala ukuba kubekho amathuba okufunda kwiSibhedlele iTygerberg. Abafundi baye bathathwa ngokweemfuno zabo zokufunda kwanamatuba awayefumaneka.

6. Abanye abafundi

6.1 ABAFUNDI ABENZA EZOKONGA

6.1.1 IDiploma in Nursing Administration:

Abafundi abalishumi elinesibhozo abongaBongikazi abaXilongayo abenza izifundo ezilandela ezisisiseko babethathiwe kwizifundo zolawulo lwezonyango ngo-Agasti 2011. Balandela iprogram elungiselelwe oko.

6.1.2 I-Critical Care Nursing

UMongikazi omnye oXilongayo kwizifundo ze-critical care weYunivesithi yaseStellenbosch kunye neeKholeji zoKonga ezilithoba zeNtshona Koloni zaye zalungiselelwa apha esibhedlele.

6.1.3 IDiploma in Midwifery (R254)

Babelishumi elinesibini abafundi abenza iDiploma kwi-Midwifery beYunivesithi yaseStellenbosch kunye nabali-10 be-Western Cape College of Nursing babelungiselelwe nabo.

6.1.4 IDiploma in Advanced Midwifery and Neonatology

Babengamashumi mabini anesixhenxe abafundi abenza le khosi abaye bafakwa bengabeYunivesithi yaseStellenbosch.

6.1.5 IDiploma in Advanced Psychiatry

Mnye umfundi owayesenza ezi zifundo engoweYunivesithi yaseStellenbosch.

6.1.6 IDiploma in Oncology Nursing

Babini abafundi beCape Peninsula University of Technology ababethathiwe kwiCandelo le-Onkholoji

6.1.7 IDiploma in Palliative Care

Babini abafundi ababethathiwe, apho umfundi wayeza kuhamba kunye nabongikazi xa kusetyenzwa i-onkholoji naxa kunonotshelwa i-stoma.

6.1.8 IDiploma in Operating Room Nursing

Abafundi abane abenza iDiploma in Operating Room Nursing babevela e-Western Cape of Nursing baye bathathwa.

6.1.9 Diploma in Medical and Surgical Nursing: Trauma/Emergency

Babebathandathu abafundi be-Western Cape College of Nursing ababethathiwe kumacandelelo eSibhedlele iTygerberg.

6.1.10 IDiploma kwezoKonga ngoNonophelo lwaBantwana

Abafundi ababini beYunivesithi yaseKapa beCandelo laBantwana.

6.1.11 IDiploma kwiMfundo ngezoKonga

Abafundi ababini baye bafakwa kwiiprektikali zesifundo zokonga eNursing School.

6.2 ABAFUNDI ABANGENZI ZIFUNDO ZOKONGA**6.2.1 Abafundi abenza isifundo ze-MTh**

Basibhozo abafundi abalungiselelwa kwicandelo lokungxamisekileyo neeyunithi zezinto ezinxulumene neengxaki zentliziyo.

6.2.2 Abafundi abenza isifundo seRediyografi

Babengamashumi mane anesithandathu abafundi beCape Peninsula University of Technology abaye balungiselelwa ukuba babukele iintsuku ezine ngenjongo yokufunda – iintsuku ezimbini babukele eziwadini ize ezinye iintsuku ezimbini basiwe ethiyetha.

6.2.3 I-MBChB III

Ukuboniswa nokuqheliswa isibhedlele yinkqubo eyenzelwa abafundi bezonyango beYunivesithi yaseStellenbosch.

6.2.4 B. Unyango ngomsebenzi

Ukwaziswa ngezoKonga kwenziwa kubafundi be-BOcc abasuka kwiYunivesithi yaseStellenbosch

ukuze baziqhelise kunye nenkqubo yewadi yesibhedlele kunye neenkqubo zokonga.

7. Uqeqesho

7.1 Uqeqesho gabalala lwabafundi belubakho qho ngenyanga. Ewonke amagosa angama- 503.

7.2 Kwenziwa inkqubo yokuhlaziya izakhono zonyango, ekwakuye kuyo aBongikazi abaNcedisayo abangama-75, ooStaff Nurse abali-12 kunye naBongikazi abaXilongayo abali-12.

7.3 Bangaphezu kwekhulu ababehambele kwistendi seNursing School ngosuku lukawonkewonke.

8. Uqheliso ndawo nokwazisa amagosa umsebenzi

Ngo-2011, ayeli- 175 amagosa ayelungiselelwe kwinkqubo yoqheliso ndawo nokwaziswa amagosa umsebenzi ngokokuququzelelwa yi-nursing school.

9. Imisebenzi

9.1 Kwaye kwenziwa isifundo malunga neSikhumbuzo sikaHartman ngomhla wama-21 kuSeptemba 2011 noGqr A Muller yayisithethi sembeko.

9.2 Inkonzo yokubhambathisa yoo-staff nurses yayingomhla wama-22 kuSeptemba 2011. Ms F Africa, uMlawuli wezoKonga woRhulumente wezeMpilo weNtshona Koloni, yayinguye wayelundwendwe.

10. Uhlalutyo lwemeko

Uhlalutyo lwemeko lwalusenziwa kwiSibhedlele iTygerberg njengeziko lezonyango kwezi zifundo zokonga zilandelayo:

IKholeji yezoKonga yeNtshona Koloni

iDiploma in Advanced Midwifery and Neonatology (R212)

iDiploma in Midwifery (R254)

iDiploma in Orthopaedic Nursing

I-Medi Clinic

iDiploma in Midwifery (R254)

IYunivesithi yeNtshona Koloni

iDiploma in Advanced Midwifery and Neonatology (R212)

INursing School yeSibhedlele iTygerberg

iDiploma in General Nursing according to R683

11. Abasebenzi bezoluntu

Babengamashumi mane anesixhenxe abongikazi abasebenza eluntwini abaqalisa ukwenza le nkongo ngo-2011. Amagosa ayejikeleziswa kwiindawo awayetyalwe kuzo ukuze azazi zonke iinkalo, njengokonga ngokubanzi, ukubelekisa, abantwana, ezengqondo, ezonyango oluphambili neenkongo zonyangto olungxamisekileyo.

Iphulo lemfunlwazi ngokuzihlola ngokwezakhono zonyango nezolawulo laye lenziwa. Iziphumo yaba zezokuba abasebenzi boluntu bafuna ukuxhotyiswa ngolwazi nangakumbi, bafuna nokukhokelwa ngokusesikweni kwanokufundiswa ukuze bazibone benobuchule nolwazi.

12 IZicwangciso eziphathelele kwiSimilo esam-kelekileyo

ICAS yaye yaneseshini malunga nendlela nokunonotshelwa nokudinwa nokutyhafa eyayingomhla wama-31 kuMatshi 2011 ukuze kunikwe inkxaso abasebenzi abakwi-nursing school.

Ekupheleni konyaka kwabakho isidlo ngeenzame ze-teambuilding.

Ibhokisi yezimvo yayeyabethelelwa eludongeni kude kufuphi nelayibrari, kodwa ayikasetyenziswa.

Kwaye kwayiwa kwi-High Tea kwiHotele iMount Nelson ngomhla we-14 kuMeyi 2011.

Umbhuyozo wokutyalwa kwemithi ngokusesikweni kungoNovemba 2011. Umthi obizwa ngokuba yifever tree watyalwa ekhampasini njengophawu lwethemba nokukhuthaza ukuxhobisa utyalo-mithi ngamandla ukunqanda ungcoliseko lomoya. Lo mthi ukhula kakuhle kakhulu.

Kwaye kwenziwa ezi nkqubo zofikelelo-nkongo zilandelayo:

- Iqela le-Telephone Exchange laye lenzelwa iKofu neTi ngoMeyi 2011.
- Kwaye kwanikwa abasebenzi bemigangatho kunye nabekhampasi iKofu nee-Eater buns ngo-Epreli 2011.
- Banikwa iKofu neeMafini abafundi besikolo ngoMeyi 2011.
- Abeenkongo zeRediyografi banikwa isweet-and-salt platter ngoJuni 2011.
- Abasebenzi abangabalindi kunye nabacoci baye banikwa isuphu ngoJulayi.
- Oomanejala babenikwe iipasele ngo-Agasti 2011.

13. Uphando

Uphando malunga nolwaneliseko kwenziwa kubafundi be-nursing school. Iziphumo zoko zaba zezincumisayo kakhulu yaye abafundi babonakala ngathi bonelisekile yinkongo abayifumanayo e-nursing school.

14. Izibonelelo

Ngenxa yokugqabhuka kwemibhobho yelindle kuMgangatho osezantsi, iikhaphethi ezikwi-ofisi elikomkhulu naselayibrari zaye zonakala. Phantse yaba ziinyanga ezintandathu zonke i-nursing school isebenzela kwenye i-ofisi kwaye nomabhalane kwafuneka ukuba asebenze ngandlela yimbi okwela xesha. Oku kwaba yinxamleko ngenxa yokuba zaye zachaphazeleka kakubi iinkqubo zolawulo nexesha lokuzilawulo ezo nkqubo.

ICANDELO LEZIGULANE EZINGALALISWAYO

1. Ingxelo yenziwe

nguMara Majiedt, uManejala oNcedisayo wezoKonga,

2. Isiphumo:

ICandelo leziGulane ezingalaliswayo lanceda izigulane ezingama-225 052 ngo-2011.

3. Isishwankathelo semisebenzi

Eli candelo linamacandelwana angama- 23 enza iinkongo ezahlukeneyo.

Iiklinikhi zaye zalungiswa, apho amacandelwana athile enza iinkongo aye adityaniswa.

Iinkongo ezenziwa zezi zilandelayo:

UMGANGATHO WESITHATHU:

IKlinikhi yeengxaki zesibeleko

Iinkongo:

Ithiyetha:

Ukukhutshwa kwezisu (TOP) – 925

Iinkqubo zotyando olungephi – ukugutyulwa kwengxaki esesibelekweni nge-endoskopu.

Iingcebiso zangaphambi nasemva kokukhupha isisu.

Iinkongo zeengxaki zesibeleko, kuquka nenkongo ye-onkholoji neenkongo zochumiso lwezala.

UMGANGATHO WESINE : Indawo yeX-reyi

–Iinkqubo zokuqala nezibanzi zokuxilonga – ngee-sonar, ngezikeneni ekuthiwa yi-Computerised Tomography (CT), kwakunye ne-Magnetic Resonance Imaging (MRI).

UMGANGATHO WESIHLANU: Iklinihi iBreast Clinic

iMamma/iBreast Clinic, iKliniki yeThayirodi, i-Abdominal Oncology

IKliniki yeNdlebe, iMpumlo, noMqala (ENT) Clinic**I-Collateral Surgery**

- Utyando lwemithambo (nyurosejari)
- Utyando emazantsi esisu (Abdominal Sejari)
- Utyando lemithambo engoonothumela begazi (Vascular Sejari)
- Ukutsha
- Utyando lwabantwana
- Iklinihi ye-Anorectal Repair / Dilation Clinic
- Utyando lokulungisa isikhumba nobuso, uMlebe neenkalakahla ezingavalekanga (Plastic Surgery and Maxillofacial, Cleft Palate and Cleft Lip Utyando lwabeNzakeleyo

I-Stoma Care Clinic

Inkonzo eyenziwa ngumongikazi, kwaye yeyona nkonzo enikwa izigulane ezilalisiweyo kunye nezigulane ezingalaliswayo.

UMGANGATHO WESITHANDATHU: IKliniki yeYuroloji

- Iingxaki ezisebudodeni (Prostate)
- Ulwaluko
- I-Onkholoji
- Ingxaki yokungavukelwa (Erectile Dysfunction)
- I-Eshwell Theatre

IKLINIKHI YAMATHAMBO

iKliniki yento yonke yamathambo kunye neyoMenzakalo emathanjeni

Ikliniki zobungcali obubodwa:

Ikliniki yabantwana ejonga ingxaki esemathanjeni, utyando esandleni, Ikliniki ejongene neengxaki zezandla namadolo, iTshirophodi, iKliniki ejongene nengxaki yegxalaba, iPhatholoji yoMqolo neeNyawo

UMGANGATHO WESIXHENXE: Iklinihi yamehlo**Iklinihi zobungcali obubodwa:**

- Ezesifo seSwekile
- EzeSithuthwane/ukuxhuzula
- Ezemithambo (Nyuroloji)
- Ezokuphefumlisa
- Ezengqaqambo zamathambo (Rheumatology)
- ILupus
- INefroloji
- Eze-Aleji

I-Gastroenterology and Hepatology

- IiGastroskophi
- IiKholonoskophi
- I-Stenting ze-Endoskophu

- Uxilongo ngeManometric
- IiGastrostomi ezifakwa esikhumbeni

UMGANGATHO WESIBHOZO:**I-Internal Medicine**

Icandelo lezeNtliziyo, kuqukwa neenkozno ze-ECG neze-Echo

IDematholoji**Izifo ezisulelayo**

Impilo yabasebenzi, kuqukwa ne-Occupational Health Clinic

UMGANGATHO WETHOBA:

iHaematology – utyando (bhayopsis) lomongo

UMGANGATHO WESHUMI

INuclear Medicine – izikeni ezahlukeneyo, ithambo lethayiroyidi, izikeni ze-sentinel node, iPET scan ubhukisho, izikeni zomongo, izikeni zobisi, iirenoogram

5. Okube phambili enyakeni

- Lenziwa lagqitywa iphulo lokuCebisa nokuHlolwa i-HIV.
- Igumbi lokulindela lase-Onkholoji lapeyintwa nguTersa Kok nomhlobo. Iipeyinti yayizezomnikelo kanti izitulo ezitsha yayizezesibonelelo zisenzelwa igumbi lokulinda.
- Kwafakwa umatshini omtsha kwasuswa omdala kwigumbi le-X-reyi nelemamogram
- ICandelo loTyando laqalisa ngenqubo yokunabisa inkonzo kwiSibhedlele i-Eerste River.
- Yaba nosuku lukawonkewonke i-Stoma kliniki olwaqhuba kakuhle ngomhla we-10 kuNovemba 2012.
- IKliniki iBreast Clinici yafumana umnikelo kumbutho iPink Lady Apples. Le minikelo iya ekuhlawuleni uthutho lwezigulane zase-Breast Oncology uukuya nokubya esibhedlele. Iphulo iPink Drive yaqala ngoJuni 2011. Inkonzo le yenziwe uluntu kwitaki enkulu epinki eyayinomatshini wokuhlola amabele, ekuthiwa yimamogram. Eli phulo lelokukhuthaza ukuba impilo yamabhinqa iqwalaselwe.
- Isifundo esiphathelelene nokukhunjulwa koHartman senziwa ngomhla we-10 kuNovemba 2011. Abongikazi bafumana iimbasa ngenxa yokubalasela ekwenzeni umsebenzi wabo. Abaxhamli baye batyunjwa ngoogxa babo.
- IYunithi ye-Gastroenterology and Hepatology yafumana oomatshini bokuhlamba ababini be-endoskophu. Lusaqhubeka ulwaxhiwo. iKholonoskophi yafumana izibane neprosesa.

Abongikazi bale yunithi baye baya kwinkongolo ye-SAGES ukusuka ngomhla we-12 ukuya kowe-16 ku-Epreli 2011.

- ERheumatology Clinic: iGumbi 701 laye laphuculwa lenziwa igumbi le-ultrasound ngokomnikelo we-Abbott Laboratories. Abasebenzi bezokonga babezibandakanyile neentsuku zikawonkewonke zokuxhobisa abantu ngolwazi umzekelo uSuku iOsteoarthritis (nge-26 ka-Agasti 2012) kunye nosuku, i-International Rheumatology Day (nge-12 ku-Okthibha 2012). Imisebenzi yenzelwa eklinikhi nawkindawo enkulu yolulinda kwicandelo lamayeza.
- I-Occupational Health: Oogqirha, abafundi abenza ubugqirha, abafundi bezokonga ngokolulandelana kwaba bantu ngabo abafumana ukuchatshazelwa ligazi nakukuhlatywa ziinaliti. Ngokokulandelelana kwabo abasebenzi abangama- 133, 97 ze abangama-75 baye bagonywa: kwiHepatitis B, N.H. imasisi netetanus.
- Uphando olwenziwayo ngoku nje ebantwini abadala lusaqhutywa kwiKlinikhi yeZigulo eziSulelayo:
 - Imfunalwazi nge-HPV ukubona ukuba imeko ye-HPV, kunye nomhlaza wesibekeko, amabhinqa ane-HIV.
 - A PMTCT study: Viral-load study before the start of ARV therapy and after labour.
 - Uphando nge-Hepatitis B: Ukubeka iliso kwimeko yezigulo zeHepatitis B nokusuleleka yiHIV ngaxeshanye.
 - Uphando lweNefroloji: Ukubeka iliso kwizigulo eso nokujonga ubungakanani bengxaki yesigulo sezintso kwizigulane ezine-HIV.
- INuclear Medicine:
 - Ukugqitywa kweziko elitsha i-PET kwiSakhiwo iGene Louw – kwafakelwa kwekhamera ye-PET/CT.
 - Ukuphuculwa kwegamma khamera kuMgangatho we-10 ngokowangeza icandelwana le-CT.
- IYunithi ye-Infection Prevention and Control (UIPC):
 - Iindwendwe ezibalulekileyo: Ms Salma Khamassi owayesuka kwi- WHO owayetyelele i-UIPC ukusuka ngomhla we-4 ukuya kowama-7 ku-Epreli 2011.
 - UGqr E Kamuri kunye noMs Theresa Mwangi, ababesuka kwiSibhedlele iKenya eKenya,

nabo babefikile kule yunithi ngo-Agasti 2011. Babuyisela ulwazi olubalulekileyo beeprothokholi zokuhlola ukusebenzisa nokulungiselela isibhedlele sabo.

- Kwamiselwa kwezixhobo i-IPC survival kit zaza zahanjiswa ngoJanuwari 2011.
- Ukubakho kwemigaqo-nkqubo ye-IPC kwi- I drive
- Ukuhanjiswa kwamaphetshana anolwazi ebantwini.

6. Amanani-nkcazo abalulekileyo

- Zingama-925 izigulane ezakhupha izisu, ze kuthi ama-477 kuzo le nkqubo yenziwe ngumongikazi oncedisayo kananjalo ama-222 enziwe ngugqirha.
- IiX-reyi: 1 773 amafoto ezisu kwabakhulelweyo enziwa nge-sonar, kunye nohlolo ngeskeni ezenziwayo zingama-18 144.
- KwiKlinikhi ekuthiwa yinurse-run Stoma Clinic, zingama- 8 164 zizonke izigulane ezaye zanonotshelwa nguRegistered Nurse nangoo-Enrolled Nurse ababini.
- Ngokuphathelelene nempilo ngokwasemsebenzini, ukuchatshazelwa nokuncuntni ziinaliti koogqirha (113), abafundi bezonyango (97) ize abafundi bezokonga (75) ze iyonke loo nto yenze izihlo zokwenzakala ezaxelwayo zibe nga, a-328 zizonke.
- Abasebenzi abali-18 kwabikwa ukuba bafunyaniswa besulelwe sisifo sephepha emiphungeni ngexesha besemsebenzini.
- Izifo ezisulelayo:
 - Izigulane ezabonwayo zizonke 18 218.
 - Izigulane ezithunyelwa kwenye indawo: 384 abantu abadala nabantwana abazizigulane abangama -67.
 - Inani lezigulane eziphila nentsholongwane kaGawulayo zazingama- 491 ezarekhodishwayo.

ITHEYETHA

1. INfoko yeModyuli

Mnu R E Visagie, uManejala oNcedisayo wezoKonga

Isiswhankathelo semisebenzi

- Le yunithi inika iinkonzo zempilo ezisesikweni ezinobuchule, ezikhuselekileyo, ngendlela enobuntu kwizibhedlele nakwiiklinikhi kwiindawo ezingamasebe esibhedlele.
- Le yunithi isebenza ngomlinganiselo wokukhawulelana neemeko ezingama-45

ngosuku kwiithiyetha ngokubanzi, kwanokukhawulelana neemeko ezingama-35 kwiithiyetha zokungxamisekileyo.

Abasebenzi

OoManejala boMmandla	2
ABongikazi abaXilongayo	87
Abongikazi abangoo-Staff Nurse	35
ABongikazi abaNcedisayo	72
OoMabhalane bezoLawulo	4
AbaNcedisi ngokuBanzi	38
Abacoci	4

linkonzo

- 25 yeethiyetha ezikhethekileyo
- 1 ILebhu yeekhathetha (catheterisation)
- 1 ithiyetha yeradiyoloji
- 4 iithiyetha zokungxamisekileyo
- 1 ithiyetha yokucoca iintsholongwane ye-nuclear radiation

IZimvo ngesiphumo

- 26 351 yezigulane ezathi zancedwa ngo-2011

Uphuhliso lwesakhiwo

Isicwangciso sokuphucula iithiyetha ezikumgangatho wesithathu kunye namagumbi okuphumla ukunyusa umgangatho nembonakalo yawo yeyona nto iphambili.

Izinto ezibe phambili enyakeni

- Imbasa zeHartman Awards zawonga u:
 - Ms N Sam, uMongikazi oXilongayo
 - Ms M Swartz, iStaff Nurse
 - Ms F Skippers, uMongikazi oNcedisayo.
- Iiseshini zesisicwangciso -qhinga zenziwa kule modyuli .
- Lwenziwa ngomhla we-3 kuNovemba 2011 ukukhangelwe kweethiyetha ukuba zikulungele na ukucocwa nge-nuclear decontamination oko kusenziwa kusetyenziswa no-Eskom.
- Bobathathu abafundi abenza ikhosi entsha ye-Operating Room Practitioner, eyaqala ngoFebruwari 2011, baluphumelela uviwo lwabo lonyaka wokuqala, baza baluphumelela emagqabini uvavanyo ngokusebenza/ iprektikhali
- Iqela lesibini, kubafundi abahlanu, abaqala ngoFebruwari 2012.

I-CSSD

INtloko yemodyuli

Mnu MR Schuller

linkonzo zenzelwa iithiyetha, iiwadi kunye neeklinikhi zesibhedlele iTygerberg.

Abasebenzi

UManejala we-CSSD	1
uMabhalane wezoLawulo	1
Ii-Operators eziziiNtloko	7
UMcoci oyiiNtloko	1
I-Operators	49
AbaNcedisi ngokuBanzi beZitora	5
AbaNcedisi kwiZitora zeLineni	5
Abacoci abaNcedisayo	6
Bebonke	75

Izixhobo

i-Sterilisers x 10

izinto zokucoca ezibizwa ngokuba yi-Steris washer disinfectors: 1 x single-chamber, 2 x multichamber

Iziphumo ezimayela neznto ezizibulali zintsholongwane

litreyi ziye zifakwe kwisibulali zintsholongwane:

6 439 (2010) – 6 880 (2011) i-avareji ngenyanga

I-Ethylene Oxide (EO) yokubulala iintsholongwane:

16 679 (2010) – 5 674 (2011) i-avareji ngenyanga

Uqeqesho nophuhliso:

IKhosi esiSiseko ye-IPC Sterilization

Zaba ntathu ii-operators ezaphumelelayo enye azange.

IKhosi ekwiqondo eliphakathi i-IPC Intermediate

Kwaphumelela abaphathi ababini.

IKhosi i-IPC Advanced

Zisalindilwe iziphumo/iingxelo zabaphathi ababini

Okube phambili enyakeni

Ukuncitshiswa kwezinto zokucoca ezizibulali-zintsholongwane ze-EO.

ICANDELO LEBIOMEDICAL SCIENCE

ICandelo le-Biomedical Science

UProfesa Paul D van Helden

ICandelo leMolecular Biology and Human Genetics


IiNkonzo zonyango

- inye inkonzo yonyango lwezigulo ezinokwenza nokuphefumla kwizigulane ezingalaliswayo ezibonwa kanye ngeveki
- inye ngeveki iseshini yasethiyetha yebronkhoskopi
- zisixhenxe iiveki enyakeni apho kuye kufuneka abantu emsebenzini kwi-Medical ICU, kuqukwa nokujikeleza eziwodini, kwenziwe nomsebenzi woxilongo (lwabathunyelwe eziwodini), ukubakho kwabasebenzi emva kwamaxesha omsebenzi kujikelezwe naseziwodini.

Iinkonzo zeClinical Genetics and Genetic Counselling kuLuhlu 1.

ULuhlu 1: IiNkonzo zeClinical Genetic and Genetic Counselling

IKLINIKHI	IXESHA
Iingcebiso zabakhulelweyo eTBH	2/iveki
Iiklinikhi yaseTBH eqwalasela ezemfuza ebantwaneni	1/iveki
Iiklinikhi yaseTBH eqwalasela ukopha okubangelwa kukungadaleki kwehlwili	1/inanga
Iiklinikhi yaseTBH ejongene nemfuza ehamba ngemithambo-luvo	1/3rd inanga
Iiklinikhi yaseTBH Inkonzo yeengcebiso ezimayela nomhlaza	2/ inanga
Iiklinikhi yaseTBH nengxaki yenkal-akahla engavalekanga	2/ inanga
Ukusiwa kweenkonzo kwizibhedlele zonyango olukwinqanaba 2	Rhoqho
Ukusiwa kweenkonzo kwizikolo ze-LSEN	Rhoqho



INzuzo ejoliswe kwisigulane naseluntwini

1. Izigulo zentliziyo (CV): sikhona isixhobo sokuhlola i-DNA kwinto ebizwa ngokuba yi- hypertrophic cardiomyopathy (HCM), kwakhona kubekho i-long QT syndrome (LQTS) kunye ne-progressive familial heart block type I (PFHBI). Ezi nkukacha ziyafumaneka nakwi-Prevent Arrhythmic Cardiac Events (PACE) ngokweengcibiso ezinikwa izigulane nezo zinikwa usapho. Zikhona kwiwebsite iinkcukacha ezilungele abantu ngokubanzi.
2. Isiphumo sonyango kwizigulane ezinyangelwa isifo sephepha esixhathisayo i-TB (XDR-TB) sibonise ukuba unyango olu luye lungasebenzi, nto leyo ke egqibela ngokumbulala umntu. Ukuzama ukuphucula isiphumo sonyango sisebenzisana ne- Médecines Sans Frontières (MSF) ngenjongo yokuqwalasela imeko yonke yezigulane ezifuna ngamandla ukunyangwa. Ezi nkukacha zisetyenziselwa ukulungisa iindlela ezinokukhethwa zonyango kwanezinokusebenza njengento eya kukhuthaza ukusetyenziswa kwamachiza eTB ngononophelo olulodwa, machiza lawo asalingwayo kwaye asekwibakala 2 nele-3.
3. Siyazixhasa iinkonzo zeLebhu yeSizwe yezeMpilo – National Health Laboratory Services (NHLS) kunye neqela lezinto ezibandakanyekayo kumadlala emfuza kwanoncedo kwiimeko eziyingxaki ezifuna unyango ezifana neTB kunye neTB exhathisayo emayezeni. Sacelwa ukuba sincede ekukhangeleni ukuba esona sizathu sokubasezantsi kweqondo lokwenziwa kweemvavanyo zokusebenza kwamachiza

asetyenzisiweyo ajolise ekufumaneni iintsholongwane nge-ethionamide.

4. Siyayixhasa i-NHLS ekuqeqesheni abafundi abenza izifundi kwi-BSc Honours (uMnu D Hart) kunye nabafundi abenza izifundo zePhD (uMnu M Barnard).
5. Sisebenza kunye ne-NHLS ukuvavanya indlela entsha nge-sensititre plate ukujonga ukuba amachiza asebenza njani kunye ne-minimum inhibitory concentration (MIC) kukhangelwa omabini amachiza kwinqanaba lokuqala nelesibini lezonyango ngamachiza eTB.
6. Sisebenzisana ne-NHLS ukuvavanya ukusebenza kwe-Xpert MTB/RIF KwaZulu-Natal ngokombono wokulawula ukwanda kwezigulane zeMDR TB ezibonwayo kumasipala omnye wesithili.
7. Umgaqo-nkqubo oshwankathelayo wakhutshwa ngo-Agasti 2011 ushicisele intsebenziswano eluqilima ukubona utshintsho xa kusetyenziswa ichiza i-isoniazid ne-ethionamide ukubona ukuba eli chiza lisetyenziswayo liyasebenza na okanye isigulane sixhathisa kakhulu kuso. Esi sishwankathelo sinazo neziphakamiso zokuba ezi nkukacha kufuneka zibandakanywe kwingxelo yeso sigulo sifunyanisiweyo. Ukongeza koku siphakamise ukuba kwenziwe izikhokelo sabanyangi ngendlela zokunyanga izigulane ngokwendlela yeziphumo ze-MTBDRplus-genotyping.
8. Sibhale uxwebhu yeSebe lesizwe lezoLimo (ngokwesicelo seSebe), ukuchaza imeko yokufunyaniswa kwesifo esenziwa yintsholongwane iMycobacteria kunye nesifo sezilwanyana. Lo msebenzi uye waqhutywa waza wanatyiswa kwaye iya kuvela kuxwebhu kuluncwadi oluphononongwe ngokwezibakala zokukhula (oontangandini) ngo-2010.
9. Sinobungcali obubodwa malunga nokufumanisa izifo ezithile kwizilwanyana ze-National Zoological Gardens (NZG) kunye ne-SANParks, ukuze sibacebise kanaanjalo.
10. Iziko i-FIND, lixhaswa yiGates Foundation, lisoloko licela omnye wabasebenzi bethu, uMs A Jordaan (weYunivesithi yaseStellenbosch), ukuba aye kumazwe aseAfrika ukuze enze uqeqesho kwindlela yokuhlola nge-commercial molecular-diagnostic.

11. Inkonzo yeClinical Genetic and Genetic Counselling inika uncedo kwaye ithintela iingxaki ezibakho ngexesha lokubeleka neengxaki zemfuza kwicandelwana leSibhedlele iTygerberg (kwisithili iCape Town Metro East nase-Winelands, Overberg nase-West Coast eNtshona Koloni).

Umsebenzi waseLebhu:

Umsebenzi waseLebhu:

I-Polymerase chain reaction (PCR) - ukuzenzekela kwezinto ezinokwenza neMycobacterium tuberculosis ezichaphazela uphando olwenziwe kubathathi-nxaxheba

Unyatheliso-minwe lwezinto ze IS6110 DNA yeMycobacterium -tuberculosis ezichaphazela uphando olwenziwe kubathathi-nxaxheba

Umsebenzi wohlolo nge-Interferon gamma-release kwilebhu ye-Imyunoloji kwizigulane ezise-TBH - ingakumbi ezezigulane ezingabantwana ezise-onkholoji.

Ukufundisa

MBChB I: 8 Izifundo ze-Imyunoloji

MBChB II: 6 Izifundo ze-Imyunoloji

ICANDELO LE-ANATOMY AND HISTOLOGY**Ukufundisa****Isimesta yokuqala:**

- i-MBChB II
- i-MMed
- i-Speech Therapy III

Isimesta yesibini:

- i-Dentistry
- i-Occupational Therapy II
- i-Physiotherapy II
- i-Speech Therapy III (Clinical Neurology)

Amaxesha okufunda ngeveki = 5.

Uvavanyo okanye iimviwo, zilawulwa, zimakishwe, ze amanqaku alungiswe ngokwe= 6 ngesimesta nganye.

Umsebenzi wezoNyango:

lingcebiso ngezinto ezinokwenza ngeMfuza

Iyasebenza kwiKlinikhi yaseMfuleni apho kunyangwa izigulane zinyangelwa i-TB qho ngeveki (iintsuku ezi-2 evekini).

ICANDELO LE-MEDICAL PHYSIOLOGY**Izifundo**

Icandelo le-Medical Physiology ikakhulu linoxanduva lokufundisa nokuqeqesha abafundi abangekathwesa zidanga ze (MBChB, BChD, BSc Physiotherapy, Occupational Therapy, iDietetics) nabafundi abasele bathweswe izidanga (BScHon, MSc, PhD, MMed) kwi-Faculty of Health Sciences.

Uphando

Iinkalo ezimbini zophando zibandakanywa iQela loPhando kwizinto ezinokwenza neNtliziyo kunye neQela loPhando kwi-Reproductive Physiology.

Iinkonzo zonyango

- unyango lwezinto ezinokwenza nokuphemfula lwenziwa kanye ngeveki
- iseshini enye yebrokhoskophi kube kanye ngeveki
- iiveki ezisibhozo ngonyaka kubantu abasebenza e-Medical-ICU, kuqkwa nemijikelo eyenziwa eziwadini, iinkonzo zoxilongo (ukugqithiselwa eziwadini), abasebenza emva kwexesha lomsebenzi nakwimijikelo eyenziwa eziwadini ngeempelaveki
- Ukuthatha inxaxheba ngokuzimisela kuqeqesho lwabancedisi kwezonyango.

Abasebenzi

IZITHUBA (ZESIGXINA)	INANI	EZINABANTU
IProfesa INqununu INgcali	5	5
INgcali	4	3
iRegistra (inani kuphela)	4	2
Igosa lezonyango	2	2

IZITHUBA (EZESESHINI)		
liNgcali		
Izikhundla zeXeshana	2	2
Izikhuhldla ezongezelelweyo		
Izikhundla zesigxina		
Inani leebhedi (ezisetyenziswayo):		

Ukubonwa kwezigulane ezingalaliswayo, iiklinikhi ezizodwa, Ukungeniswa kwesigulane, iinkqubo zaseThiyetha:

- iiklinikhi ezinobungcali (kwezemiphunga): iba nye iiklinikhi yesi sigulo ngeveki nganye
- Uluhlu lwethiyetha ejongene nebrokhoskophi: luba lunye uluhlu lwesethiyetha ngeveki enye, iba nye emva kwemini, ibe nye imini yonke.
- ziba mbini kuphela iingcali ezisebenza iintsuku ezingama-56 kwicandelo labaxhalisekileyo emva kweeyure zomsebenzi.

I-Clinical Genetics and Genetic Counselling:

- Kuqeshwe iirejistra ezimbini kwicandelo le-clinical genetics.
- Prof. Greetje de Jong noProf. Denis Viljoen basebenza ngokweeseshini
- Kongezwa iingcali zoogqirha kwezemfuza kunye neenkqubo yeengcebiso eya kusebenza ixeshana ukuncedisana nabasebenzi
- Ngokwenxaso ye-Department of Obstetrics and Gynaecology (clinical-genetic area) indawo yokuhlola incindi yemfuza eyavulwa kwiSibhedlele iTygerberg ekupheleni ko-2011. Oku kuqka amagumbi amabini okuxilongela, kwangaxeshanye kwaqiniswa ukuba iinkqubo ezimalunga nezinto zemfuza zibe yinkalo yezonyango i-clinical discipline.
- ILebhu ye-NHLS yeSibhedlele iTygerberg isoloko ikwimeko engafanelekanga, ubukhulu becala ngenxa yobukhulu bengxaki ekwi-NHLS.

ULuhlu 2: linkqubo zoxilongo ze-Clinical Genetic and Genetic Counselling 2011

IKLINIKHI	IXESHA	IZIGULANE EZABONWAYO
Ukuhlolwa kweentsana ezi-zelwe zingaphili yi-TBH	Yonk'imihla	742
Ukunikwa kweengcebiso kwa-bo bakhulelweyo xa iintsana abazithweleyo zinengxaki, oko kusenziwa yi-TBH	1/ngeveki	824 zizonke (724 utyelelo lokuqala)
Ukunikwa iingcebiso kwabo bakhulelweyo xa iintsana zabo zine-Down Syndrome, oko kusenziwa yi-TBH	1/ngeveki	
Inkqubo emalunga nezemfuza ebantwaneni eyenziwa yi-TBH	1/ngeveki	410 zizonke (163 utyelelo lokuqala)
Inkqubo enokwenza neengxaki zegazi eyenziwa yi-TBH	1/ngeveki	12
Iinkonzo zokuqwalasela umhlaza obangelwa yimfuza ezenziwa yi-TBH	1/nge-nyanga	40 umhlaza webele 14 umhlaza ethumbu bhobhosi
iklinikhi ye-nuerogenetic yase-TBH	1/3 yeenyanga (est. Aug 2011)	Iintsaphoezili-10
Inkqubo yokuvalwa kwemilebe engadibananga e-TBH	2/iinyanga	60
Ukunabisela iinkonzo kwizikolo ze-LENS	Rhoqo	170
Zizonke		2 282

Njengoko kubonakala, amanani aphawulekayo ezigulane kuluhlu olubanzi lwezigaba zobomi nakuzo zonke iinkalo zononophelo afumaneka kwi-clinical genetic nakwinkonzo ye-genetic counselling.

Ukuhlolwa kweentsana ezivele sele zingaphili kwenza ukuba kwenziwe umsebenzi ochanekileyo xa kukhangelwa unobangela wokufa, into ke leyo eya kuba nefuthe kubalawuli bezokubelekisa nabazemfuza kubantu abakhulelweyo kwixesha elizayo.

Umda wenkonzo uthe wanda kwizifundo zango-2011 ukuze kubandakanywe nenani elandayo lezigulane ezingabantu abadala (abanomhlaza neengxaki enokwenza nemithambo nemfuza nuerogenetic, isikakhulu) nokwanda kwamanani ezigulane

ezibonwa ingakumbi ngabaniku-zingcebiso ngezinto ezimalunga nezemfuza ngaphezu kokuba banyangwe nje iingxaki ezinjalo kwiklinikhi yaloo nto.

Uluvo ngesiphumo

Iinkonzo ze-Clinical Genetic and Genetic Counsellingziyanaba kwaye zisebenzisa ubuchule obungenambaliso kakhulu xa kuhlolwa ezemfuza neendlela zokunika iingcebiso ukuze kubekho umalathi-ndlela kwinkonzo enikwayo. Oku kuquka ukwenziwa iinkqubo zokuhlola zifikeleleke kwicwanelo elizimeleyo okanye phesheya kolwandle apho ingekakwazi ukwenziwa le nkqubo yokuhlola kungasetyenziswananga ne-NHLS (oku kubaluleke kakhulu xa kujongwe umngcipheko we-NHLS).

Eyona nto ibaluleke kakhulu kwiklinikhi yeenkonzo zezemfuza kukuzenza iirejistra zeklikhi zilungele isigaba I se-FCMG seemviwo – le nkqubo sele iqalisile.

Sele sizenzile iimvavanyo ze-Quantiferon zeSibhedlele iTygerberg, sizenza nanini na xa zither zacelwa . ok.kkt. ezeOnkholoji yaBantwana. Olu uvavanyo olulodwa ukukhangela isifo sephepha i-TB, okungenziwayo kwicandelo laseburhulumenteni.

linkqubo zokufikelelisa iinkonzo kuluntu

ICANDELO LE-MOLECULAR BIOLOGY AND HUMAN GENETICS

linkqubo zokufikiswa kweenkonzo (eluntwini ngokubanzi)

INGxelo kaProf V. Corfield ephathelelene neenkqubo zokuhanjiswa kweenkonzo ngo-2011:

UProf Corfield uye wathi gqolo ukuzibandakanya neenkqubo zokuhambisa iinkonzo eluntwini, nkqubo ezo zichaphazela uluntu ngokubanzi ekuxhotyisweni ngolwazi nokubenza abantu bayiqonde into yokuba isebenza njani na i-biomedical science. Ukususela ngo-1998 wafumana inkxaso nenkuthazo ngomsebenzi wakhe kumacandelo ohlukeneyo kwaye ubakhuthazile abathathi-nxaxheba kwanabanye ngezi nkqubo. Uninzi lwezi zinkqubo zenziwe ngengxowa-mali 'yokuhanjiswa' kweenkonzo ivela kwi-CMCB okanye kwiCommunity Liaison Office/Research Translation Office ye-MRC, kanti ngaphambili phaya yayinguMs Khalipha Ramahlaphe, kutshanje nguMs Benita Mayosi.

Izinto ezibalulekileyo ezathi zenziwa zaqosheliswa ngo-2011 sisigaba 3 seWellcome Trust International Engagement (WTIE) apho kwaye kwawongwa uProf. Corfield (ongoyena mwongwa uphezulu) ngentsebenziswano kunye no-MTN Sciencentre, eKapa. Izigaba ezibini zokuqala zale projekthi

ebizwa ngokuba yi-Catalysing partnerships: the role of science centres as intermediaries between the public and scientists in engagement with biomedical sciences in South Africa ihlanganise iscience centres kunye nosonzululwazi kunye ukuzenza izinto ezidibene ne-biomedical science zifikeleleke nangakumbi kuluntu ngokubanzi. Iindibano zocweyo zemimandla ezazihleli ngo-2010 zihlanganise oososayensi abohlukeneyo abavela kumaziko-mfundo aphakamileyo kumaziko ophando, kunye esayensi kummandla wonke (kuqukwa namaziko esayensi akwimimandla yamaphandle) abasebenzi abaliqela be-MRC kunye nezityudenti zesidanga sesininzi ndawonye nabasebenzo abavela kumaziko e-MRC okanye eNtshona Koloni, KZN naseGauteng babekhona kolu cweyo.

Ngoko ke isiphumo esibonisa impumelelo yale projekthi sesilungiswe “njengento eya kunatyiswa” kunye nophuhliso oluzimeleyo lwezi nkqubo sele zikho kunye nezintsha zokubandakanywa koluntu kulo lonke ilizwe. Ngoko ke, ngo-2011, Ngoko ke isiphumo esibe nempumelelo sale projekthi siye sayiceba “ekhula ithe chu” ijonge ukuba iphuhle izimele le nkqubo sele imi yokubandakanywa koluntu kulo lonke ilizwe. Ngoko ke ngo-2011, iindibano zocweyo ezifana no-The Trouble with TB, HIV, comes to the party, The DNA Detective Trouble with TB and Skin you're in (zonke zaveliswa nguProf Corfield) zikhe zimana ukwandlwa nguProf. Corfield kodwa nangabanye ekukho phakathi kwabo, iCape Town Science Centre, iGiyani Science Centre (Limpopo), iGateway Science Centre kunye namaziko esayensi akwiiyunivesithi zasePretoria, eyaseLimpoo, KwaZulu-Natal nakwaZulu.

Isigaba sesi-3 sael projekthi sagqitywa ngoDisemba 2011 kunye nokwenziwa kweNcwadana yokufunda yeSouth African Science Centre Communication kunye newebite enobhalo olufakwe kwi-elektronika lwale ncwadana kunye neemathiriyeli ezingumxhaso (<http://www.saastec.co.za/scibiologa.htm>) eyayiphumezile injongo yokuxhobisa abanye ukuba babandakanyeke ekwazisweni nasekusebenzeni nakwi-biomedicine, nasekuhloleni ukuziphatha nasekuhloleni kuphakanyiswa imiba yobuchwepheshe obutsha.

Enye yezinto eziphambili nokuzibandakanya koluntu kwezesayensi ngo-2011 yayinguProf Corfield owayethathe inxaxheba kwiNkomfa yeHlabathi ye-6 ye-Annual Science Centre, eyayibanjelwe eKapa. Wayebandakanyeka ekuthatheni inxaxheba kwiingxoxo ezimbini zesigqeba. Okokuqala waye

wandlala untetho esihloko sithi ‘Can Science and Society’ be squeezed into a one-size-fits-all science centre experience? Apho waye waphonononga imfuno iinkqubo ezilungiselelwe iimfuno zabantu abahlukene ngokwemveli, inkcubeko okanye iindlela zokuthethwa (ulwimi). Isihloko segalelo lesibini, yayinguPromotion women in science centres across culture; the contribution of science centre, eyaphonononga iindlela apho amaziko esayensi anokuyitshintsha khona ancede nasekutshintsheni ingcamango yengqondo kuphakanyiswe nenkqubo yokwazisa abantombazana angabafundi malunga nekhono lemfundo elilandela umsebenzi kwisayensi neteknoloji. Kwandalwa iipowusta ezimbini nguProf. Corfield eshwankathela indima ye-South African Women in Science and Engineering (SAWISE) kwanenjongo yembasa ye-WITIE yaza eyayisihloko sithi SAWISE: South African sisters in science centres and engineering network with science centres and Catalysing partnerships: can science centres bridge the gap and promote dialogue between scientist and public in biomedicine? ngokokulandelelana kwazo.

Isongezelelo esincomekayo seendibano zocweyo ze-WITIE zenziwa kwisigaba 2 saqulunqwa nguProf. Corfield ngo-2011 ngokusetyenziswa kwe kwento ebizwa ngokuba yi-Murder Mystery ukuze kubandakanywe noluntu ngokubanzi kwezobunzululwazi kubethelelwa uphando lomthetho kwi-DNA kwanemiba yokuziphatha ehamba nokusebenza ngale teknoloji. UProf. Corfield wabhala iqela lezinto ze- ‘whodunnit’ ezasetyenziswa kwiinkqubo ezibandakanya uluntu, oko kukuthi, kwiScifest 2011, iYunivesithi yaseLimpopo Science Centre school's programme kwakunye nentlanganiso kawonkewonke yonyaka (AGM) ye-SAWISE, nequmrhu ukuqinisa indima eyenziwa ngamabhinqa kwisayensi nakwezobunjinieli.

Ngo-2011, uProf. Corfield wayebandakanyeke kwezinye iinkqubo ezazithundezela phambili iinkalo eziliqela zesayensi. Enye yezo nkqubo kuqhubeka nokunabisa iProjekthi yeDNA, iqumrhu abafuna ukwazisa ngalo ngokubaluleka kobungqina beenkqubo zophando lomthetho lwe-DNA. Ngo-2011 uProf Corfield wafundisa nge-DNA Project kwiYunivesithi of the Third Age, iNational Prosecuting Authority kunye nenkampani enoxanduva lokwenza imathiriyeli yokubhengeza. Wayekwabandakanyeka kucweyo lwe-DNA CSI, awazixakameza kananjalo waya kuyandlala kwiSouth African Police (kumaPolisa oMzantsi Afrika), amaqela angamasolomzi, amaziko nezikolo ezijongene namabhinqa axhatshazwe ngesondo.

UGqr.Corfield ukhokelele ekubeni kuqhutyekwe neeprojekthi zoqeqesho kunye nenkqubo eyi-Public Understanding of Biotechnology programme (PUB), oko kukuthi ukwenza nokuqeqesha inkqubo ye-Basic Biotechnology yeZiko leSayensi laseYunivesithi yaseLimpopo kananjalo wenza nohlolo lweengxelo zamajelo eendaba nge-biotechnology yeSouth African Association for Science and Technology Advancement (SAASTA).

Ngo-2011, ekhawulelana neemfuno zokuxhobisa ngolwazi ngezinto eziliqela eziphathelene nezempilo bangayifumana abafundi besikolo, uProf. Corfield waluhlaziya ulwandlalo ntetho awayelulungisile kwixa elingaphambili elalisihloko sithi Careers in Health Care. Wayelwenze olu lwandlalo-ntetho kwinkqubo yokuxhobisela imfundo ephakamileyo yeYunivesithi yaseStellenbosch kwaye ilungiselelwe ukuba ifunyanwe nayiMRC's Research Translation Office – owayeyandlale kumnyhadala iEnding Science Festival eyayiselimpopo ngo-2011. Wasebenzisa nomsitho obizwa ngokuba ngumsitho i-'meet-a female-scientist' yabantwana besikolo.

Ucweyo oluphathelele kwizakhono zolwandlalo-ntetho olwaluququzelelwe ngu-Prof. Corfield ziye zahlaziywa ngo-2011 zaza zandlalwa de kakabini njengexalenye yenkqubo ye-ofisi yoPhuhliso lokuXakathisa ngoLwazi ngezoPhando lweYunivesithi yaseStellenbosch kubasebenzi abangabahloli kwakunye nabafundi abesele bekwisigaba esiphazulu emfundweni kwanakubafundi abenza i-Onazi ze-Bsc ze-The Centre for Molecular and Cellular Biology (CMCB). Ngaphezu koko, kukwakho nobhalo olufinyeziweyo olusihloko sithi "101 tips for a pitch perfect presentation" eyakhutshwa kwindibano yocweyo lwe-SAWISE nakwi-Biannual Conference for Women in Engineering (Gauteng).

Inkondo ye-Clinical Genetics and Genetic Counselling:

Iqela eli limisele intsebenziswano emandla kunye neFoundation for Alcohol Related Research (FARR), kunye ne-NGO ejolise kwi-Fetal Alcohol Syndrome (FAS), imeko ebalulekileyo yempilo yoluntu eNtshona Koloni. UGqr Urban lilungu lebhodi ye-FARR kwaye sisebenziswano kunye ne-FARR nabanye ukwenza uphando nezinto eziphambili ze-FAS. Njengexalenye yento ekujoliswe kuyo malunga nokhubazeko, neqela leClinic Genetic and Genetic Counselling eliqhubekayo ukunabisa iinkondo kubantwana ezikolweni kunye nabafundi abaneemfuno ezizodwa zokufunda- learners with special needs (LSEN schools).

Icandelo le-Anatomy and Histology

Eli candelo linooggqirha botyando abathathu bamathambo ababesuka eBelgium naseNetherlands abaye bafumana uqeqesho kutyando egxalabeni ngesixhobo i-orthoskophi kwiCape Shoulder Clinic (uDqr Joe de Beer) waza wenza uphando (cadavers) kwizihloko ezahlukeneyo ezimalunga namagxa, amahleza, amadolo, lwaza lwathunyelwa elupapashweni ngo-2012.

Bangama-6 000 bebonke abafundi bebakala 11 nele-12 abasuka kwizikolo ezili-120 zaseNtshona Koloni ezaziye kwinkqubo yeMyuziyam efundisayo ngeMofoloji.

Ngama-35 lilonke inani leendibano zocweyo elwalujoliswe ekuqeqeshweni kwakhona kutyando olubizwa ngokuba yicadaver- based surgical, luqeqesho olo luqinisekiweyo lwe- CDP. Olu qeqesho lwalusenzelwa oogqirha botyando kunye noogqirha bemithambo nemithambo-luvo, iineurosurgeons ababonelelwa ngabavelisi abathembekileyo bezixhobo zotyando-fakelo lwelungu. Aabakwa-(Orthomed, Accumed, Medtronic, Zimmer, Wekomed, SA Biomedical, Southern Medical, Stryker, Ortho-surgical Implants, Smith and Nephew, Johnson & Johnson, Earth Medical, Orthogate, Bloomberg Medical, Bicifix, Adcock-Ingram). Oku kwenyuka kwaya kuma-200 oogqirha (ingqikelelo esenokujika, kusenegnzeka ukuba bangaphezulu kunoku).

ICANDELO LE- MEDICAL PHYSIOLOGY

linkqubo zokufikelelisa iinkondo kuluntu

UProf. Hans Strijdom wayebandakanyeka ekumiselweni kwenkqubo yokusa iinkondo ebantwini kunye namahlakani asuka kwiCandelo leFamily Medicine eTafeni Daycare Centre eNyanga.

Amalungu aliqela abasebenzi asebenza njengabagwebi bommandla abajonga abo baphumeleleyo kumjikelo wokugqibela kwi-ESCOM Expo for Young Scientists. Olu khuphiswano lujonge ukuxhobisa abantwana ezikolweni malunga neesayensi.

Amalungu aliqela abasebenzi babebandakanyeka ekucebiseni kananjalo/okanye kwinkqubo yokufundisa kwi-Faculty of Health Sciences.

UProf. Barbara Huisamen wayebandakanyeka kwinkqubo yokucebisa ekuphuhliseni kwekhondo lomsebenzi leWomen in Science

UProf. Andreas Diacon wayebandakanyeka kwicandelo lenkondo yonyango leSebe lesibhedlele i-Department of Internal Medicine

kwiSibhedlele iTygerberg, apho wenza khona igalelo eliphawulekayo kubonelelo ngenkonzo, kananjalo ekufundisweni kwabafundi (abangekathwesa sidanga nabosele bezithwesiwe baqhubekayo). Uzibambe zazinza iinkqubo zophando zabasebenzi kumaziko ahlukeneyo ezempilo kwaye unegalelo kunonophelo lwezempilo kwabo bathatha inxaxheba.

INTSEBENZISWANO

ISizwe

Icandelo le-Molecular Biology and Human Genetics

IIDMM, UCT: intsebenziswano neprojekthi iGates Grand Challenge

I-Lung Institute, UCT: intsebenziswano kwiiprojekthi zokuxilonga neze-biomarker

i-K-RITH (KwaZulu-Natal): uGqar Adrie Steyn, esenza igalelo lakhe kumsebenzi we-biomarker neTB-immunology

K-RITH (KwaZulu-Natal): uGqar Arie Steyn ebambisene nabanye kumsebenzi we-biomarker noweTB-Immunology

uMRC Durban, uGqar Alexander Pym, esenza igalelo lakhe kuphuhliso lobuchule nolwazi ngegranti

I-Clinical Genetic and Genetic counselling:

I-Foundation for Alcohol Related Research (FARR): intsebenziswano kwezophando kwi-epidemioloji nasekuthinteleni iFAS.

I-Centre for Health Policy, University of Witwatersrand: ibambisene ngezophando kwi-epidemiolojinasekuthinteleni iFAS.

Kwinqanaba lenkonzo, intsebenziswano ne-Groote School Clinical Genetic Service ukunika inkonzo yezempilo eNtshona Koloni.

Icandelo le-Anatomy and Histology

Umsebenzi wobambiswano kunye noGqar Helen Cox wase-MSF, eKhayelitsha

Icandelo le-Medical Physiology

IHeart Research Laboratory, phantsi koProf Amanda Lochner, lisebenzisana ngamandla ne-Cape Heart Centre (Hatter institute, yeYunivesithi yaseKapa), iQela iDisease Signalling Group (Physiological Sciences, leYunivesithi yaseStellenbosch University), iSchool of Physiology (iYunivesithi yaseWitwatersrand), iMedical Biosciences (yeYunivesithi yeNtshona Koloni) ne-Cape Peninsula University of Technology.

IQela loPhando le-Reproductive Physiology,

elalikhokelwa nguProf. Stetan du Plessis, lalisebenzisana ngokupheleleyo namaqela ohpnadlo kwaProf Gerhard van der Horst (iMedical Biosciences, kwiYunivesithi yeNtshona Koloni) kunye noGqar Guillaume Aboua (weCape Peninsula University of Technology).

UProf. Andreas Diacon, ebambisene noGqar Sven Friedrich, benza iqonga elitsha lophando malunga nendlela yokufumanisa nge-TB. UGqar Diacon wayebandkanyeka kwakhona kuphando lwezonyango kwiCandelo lezoBugqirha.

Icandelo labuCala

Icandelo le-Molecular Biology and Human Genetics (Prof. Gerhard Walzl)

UGqar Johan Theron, Panorama Medi-Clinic: we-sarcoidosis project

Icandelo le-Medical Physiology

UProf. Barbara Huisamen ungomnye okwayinxalenye yemfunalwazi eyayisenziwa ngobambiswano kunye ne-SMME ConbrioBrands ukuqinisekisa izityholo zokuba amachiza azithengelayo umntu ekhemesi alwa isifo seswekile anxaxhile. Bayaphanda kungoku nje ngezinto ezilwa ihigh-high kweli chiza, oko kusenziwa kusetyenziswa ibuzi elinehigh-high elinikwe ukutya okunamafutha amaninzi.

UProf. Andreas Diacon uphanda ngento ebizwa ngokuba yi-novel anti-tuberculosis agents and regimens ekwenza oko esebenzisana nabenzi bamachiza kunye namahlakani ezizwe zehlabathi.

Izizwe zehlabathi

Icandelo le-Molecular Biology and Human Genetics (Prof. Gerhard Walzl)

I-Max Planck Institute for Infection Biology, Berlin, Germany – uProf. Stefan Kaufmann, we-biomarker project. MRC, The Gambia – Dr Martin Ota, biomarker project

I-MRC, The Gambia – uGqar Martin Ota, we-biomarker project.

I-Case Western Reserve University, Cleveland, USA – uProf. Henry Boom, we-biomarker project

I-Leiden University, Netherlands – uProf. Tom Ottenhoff, we-biomarker project

IYunivesithi i-Makarere University, Uganda – uProf. Harriet Mayanja, we-biomarker project

I-London School of Hygiene and Tropical Medicine, UK – uProf. Hazel Dockrell, we-biomarker project

I-Amhauer Hansen Institute, Addis Ababa, Ethiopia – uGqr Abraham Aseffa, we-biomarker project

I-Ethiopian Health and Nutritional Research Institute, Addis Ababa –uGqr Kabede, we-biomarker project

IKaronga prevention study, Malawi –uGqr Mia Crampin, we-biomarker project.

I-NIH, Maryland, USA – uGqr Clifton Barry, we-biomarker project.

IYunivesithi yaseNamibia –uGqr M van de Vyver, we-biomarker project.

ICandelo le-Anatomy and Histology

UProf. Willie Vorster, University of Namibia, wasungula iqonga lokufundisa nge-anatomy and supply of cadavers.

Ukwabelana kwezifundiswa kunye nabasebenzi bezobuchwepheshe ngophuhliso lobuchule nophando.

ICandelo le-Medical Physiology

UProf. A. Lochner wayebandakanyeka kubambiswano ngeprojektho kunye noProf. K. Ytrehus osuka kwiCandelo leFiziyoloji, kwi-University of Tromso, Norway. Isihloko sale projekthi sithi The effects of melatonin on the ischaemic heartkwaye ixhotyiswa ngobambiswano ngegranti ehlanganyelweyo yophando ephantsi kwenkqubo ye-South African-Norway kwintsebenziswano yophando.

UProf. Stefan du Plessis usebenzisana ngokuqinileyo noGqr Ashok Agarwal, onguMlawuli we-Reproductive Research Centre, Cleveland Clinic, Ohio, USA. Ukwabandakanyeka kwiprojekthi ehlanganisiweyo kunye noGqr Alex Varghese (India), ndawonye noGqr Charles Kimwele kwakunye noGqr Kavoo Linge weYunivesithi yaseNairobi, eKenya.

UProf. Stefan du Plessis wathatha inxaxehba njengelungu lefakhalthi yenkqubo ebizwa ngokuba yi-summer-intern yezizwe zehlabathi yeCentre for Reproductive Research at Cleveland Clinic, Ohio, USA.

UProf. Andreas Diacon uyaqhubeka nophando kwaye uyazandisa iinkqubo zalo zibe yinto ebizwa ngokuba yi-novel anti-tuberculosis agents and regimens ezenziwa kubanjisenwe nabenzi bamachiza kwakunye namahlakani ezizwe zehlabathi. Inxalenye yalo msebenzi eyenziwa eSU –sele ikhululile ngoku kuba seyinamalungu ali-13, malungu lawo enza iimvavanyo kwiisampuli zezikhohlela eziqokelelwa kwiindawo ezahlukeneyo zophando eKapa njengaseDelft, eMfuleni, eBrooklyn

Chest Hospital nase-Intercare Hospital. UProf. Diacon usabandakanyeka kuphando lwezonyango kwi-Department of Medicine nasekwenzeni iinkonzo zonyango.

ICandelo leMolecular Biology and Human Genetics

Izinto ezipapashiweyo: amaphepha ophando ovandlakanyiweyo:	63
Iincwadi:	1
Izahluko zencwadi:	3
Ulwandlalo kwiinkomfa:	25 (12 ezesizwe, 13 ezehlabathi)
Ilipowusta zenkomfa:	41
ABanezidanga ze-PhD:	4
Abanezidanga ze-MSc:	3

ICandelo le-Anatomy and Histology

Izinto ezipapashiweyo: amaphepha ophando avandlakanywe ngamahlakani:	7
Ulwandlalo kwiinkomfa:	8 (6 ezesizwe, 2 ezehlabathi)
lipowusta zenkomfa:	12
ABanezidanga ze-PhD:	1
Imibhalo-ngqangi evandlakanywe ngamahlakani: ze zibe-3 izishwankathelo zenkqubo yenkomfa	3

ICandelo le-Medical Physiology

Izinto ezipapashiweyo: amaphepha ophando avandlakanywe ngamahlakani:	26
Izahluko zencwadi:	3
Ulwandlalo kwiinkomfa:	15
lipowusta zenkomfa:	14
ABanezidanga ze-PhD:	1
Abanezidanga ze-MSc:	1

UKUFUNDA NOQEQESHO LWABANGEKATHWESA ZIDANGA NASELE BENAZO KUNYE NABAFUNDI ABAKHETHIWEYO.**likhosi ebefundwa ngabasebenzi nabafundi ngo-2011:**

- UMs L Vos noMs N Steynbabeyile kuCweyo lwe-Scientific Writing Skills ngomhla we-16 nowe-17 kuMeyi 2011 eyayiseTygerberg campus.
- UMnu Paulin Essone Ndong Wayeyile kwiNkofa ye-Presentation Skills eyayikwiYunivesithi yaseStellenbosch eyayisenziwa nguProf. Elly Grossman ngomhla we-14 nowe-15 kuJulayi 2011.
- UMs Andrea Gutschmidt wayeyile kwikhosi ye-advanced-flow cytometry – kwinkqubo yoqeqesho yeFloCyte eyayiqhutyelwa e-UCT isenziwa ngabe-FloCyte associates ngomhla wama-25 ku-Okthobha 2011.
- UMardelle Schoeman noChantelle Scott (abafundi ababeseluqeqeshweni be-genetic counsellor and genetic –counselling) babeyile ekhosini yophando oluphathelele kumgangatho olindelekileyo kwezonyango.
- UGqr Shantal Windvogel wayeyile kwi-PREDAC: indlela yokuyenza ngexesha lokufundisa nge-Top option; iindlela zokwandlala ulwazi; i-PREDAC mini-conference, kunye neCape Higher Education Consortium course ngokwendlela ekuqhutywa ngayo kuVavanyo kweHigher Education ngo-2011.
- UAManda Genis Wayeyile kwikhosi yoqeqesho kwiProteomics lwalwenziwe yiCentral Analytical Facility.
- UGqr Edna Marais wayeyile kucweyo olwaluphathelele kwiFlexible Assessment and Webstudies-Future ukuze zivavanywe, kwaye ziququzelelwe yiCentre for Teaching and Learning kwiYunivesithi yaseStellenbosch.
- UStefanie Malan wafumana uqeqesho efunda kwiNovartis ekufunyanisweni kwechiza (1 Julayi 2011 ukuya kuma-30 kuSeptemba 2011).
- UJomien Mouton Waya ekhosini ye-Wellcome Trust Advance Course (indlela ehamba ngayo iprotini emzimbeni), eGenome Campus, eCambridge, e-UK.
- UJomien Mouton wayeyile kuCweyo lweConfocal Microscope ngomhla wama-29 kuSeptemba 2011, kwi-Department of Biology, kwiYunivesithi yaseKapa (Prof. Dirk Laing)
- UCarin de Villiers, uNastassja Steyn noJomien Mouton Babeyile kuCweyo lweConfocal Microscopy ngomhla wama-29 kuSeptemba 2011 kwi-Department of Human Biology, kwiYunivesithi yaseKapa.
- Ilse Uys wayeyile ngomhla wama-26 ku-Okthobha 2011 kuCweyo lwesi-6 lwe-Applied Genetics, eTygerberg.
- UMnu Keith Siame, uMs Anzaan Dippenaar, uMs Mae Newton-Foot noMs Louise Vos. wayeyile kucweyo lwe-Proteomics eTygerberg campus, olu cweyo lwalusenziwa nguGqr Salome Smit ngoMeyi 2011.
- UMs Mae Newton-Foot noMs Nastassja Steyn babeyile kwikhosi ye-flourescent microscopy a-CAF kwi-main campus ngomhla we 2 nowe-3 kuJuni 2011.
- UGqr André Loxton noGqr Daleen Kriel babeyile kwinkomfa yokuxhobisa ngezakhono eStellenbosch Institute for Advanced Study (STIAS), kwiYunivesithi yaseStellenbosch, ngomhla wama-24 kuMeyi 2011.
- UProf. Rob Warren wayifumana ikhosi ngokusebenzisa i-online waza wenza iClinical Practice ngo-2011.
- UMs Marisa Klopper wayeyile kwikhosi yeBasic Epidemiology eyayisenziwa nguGqr Jo Barnes e-South African Centre for Epidemiological Modelling and Analysis (SACEMA) ngo-epreli 2011.

- UMs Michelle Daya wayeyile kucweyo olwaluntsuku-mbini lwe-European Bioinformatics Institute (EBI) e-UWC ngoMatshi 2011.
- UMs Michelle Daya wayeye kwindibano ye-16 eSummer Institute yeStatistical Genetics, eSeattle, eWashington, e-USA ngoJuni 2011.
- UMs Nikki le Roux waya kwikhosi yepraktikhalo ye-EMBO ebizwa ngokuba yi- Computational Biology: Genomes, Cells and Systems eyayiqhutyelwa eReykjavik, e-Iceland, ukusuka ngomhla we-6 ukuya kowama-13 ku-Agasti 2011.
- UMs Anzaan Dippenaar waya kwikhosi ekuthiwa yi-High throughput sequencing in disease studies eLondon School of Hygiene and Tropical Medicine (LSHTM) ukusuka kumhla we-12 ukuya kowe-15 kuSeptemba 2011.
- UGqr Bienyameen Baker waya kucweyo lwabaphathi ekuthiwa yi-international workshop for postgraduate supervisors kwiYunivesithi yaseStellenbosch eyayingoSeptemba 2011.
- UGqr Janine Blankenberg waya kucweyo olwaziwa ngokuba yi-Grant-writing Workshop kwiYunivesithi yaseStellenbosch ngomhla wama-24 ku-Agasti 2011.
- UGqr Janine Blankenberg wayeyile kwikhosi exhobisa ngokusebenzisana nabantu ebizwa ngokuba yi-Human Genome Sequence - Wellcome Trust eKenya ukusuka ngomhla wama-31 ku-Oktobha ukuya kutsho ngowe-2 kuNovemba 2011.
- UGqr Janine Blankenberg wayeye kucweyo lwe-Science Meets the Media kwiYunivesithi yaseStellenbosch ukusuka kumhla wama-21 ukuya kowama-25 kuNovemba 2011.

Abafundi abaseluqeqeshweni abenza uphando (bebonelelwa yi-MRC)

1. UMs NC Ngombane (umfundi wophando oseluqeqeshweni) okunyaka wesithathu kwisidanga se- MSc owathweswa ngo-2011.
2. UMs P Seepe (umfundi wophando oseluqeqeshweni) okunyaka wokuqala wezifundo zobugqirha-mfundo isidanga sePhD ngo- 2011.

Ukuphuhliswa kwekhondo lomsebenzi kubafundi abathweswe izidanga

Oku kwenziwa ngokuseka izikhundla zekhontrakthi kusetyenziswa

isibonelelo-mali kwaye sithathwa njengomnye

umsebenzi obaluleke kakhulu kwi-CMChB. Kungenxa yezi nkqubo njengokuba uMzantsi Afrika wahlala ubambe isikhundla owawusiqeqeshelwe. Ukwangeza koku, inikwa umntu ngamnye ithuba lokusebenziswa izakhono azifumeneyo.

ICandelo le-Medical Physiology

UKUFUNDISA

Ukufundisa abafundi abangekathweswa zidanga:

Abafundi abenza unyaka wokuqala kwi-MBChB, unyaka wesibini nowesithathu

Abafundi abenza abakunyaka wokuqala kwi-BChD nakunyaka wesibini

Abafundi be-Allied Health abakunyaka wesibini (kwi-BSc Physiotherapy, kwi-Occupational Therapy, kwi-Dietetics)

Ukufundisa kwabafundi abasele benezidanga:

Abafundi be-BScHon (MedSci)

Abafundi be-MMed

Uqeqesho lwabafundi abenza uphando asele benezidanga:

Abafundi be-MSc

ICandelo eli likhuphe umfundi om-1 kwi-PhD student, om-1 kwi-MSc ze babeli-11 abe-BSc Honours ngo-2011.

UProf. Stefan du Plessis wanyulwa njengomvavanyi wangaphandle we-School of Medicine kwiYunivesithi yaseNamibia

Amalungu aliqela abasebenzi asebenza njengabavavanyi bangaphandle kwanoomodareyitha kwezinye iiyunivesithi (kwisizwe nakwizizwe zehlabathi).

UProf. Hans Strijdom kunye noProf Stefan du Plessis usebenza njengomvavanyi wangaphakathi we-MBChB IV kunye ne-MBChB V kwabo bamisebenzi iye yakhethwa.

UProf. Hans Strijdom usebenza kwiSikhokelo se-MBChB – and Selection Committee kwakunye nakwiKolimiti yoQeqesho lwabasele beneZidanga. Ukwasebenza nakumabhunga olawulo ePharmaceutical Society of South Africa (PSSA) kunye neSouth African Society for Cardiovascular Research (SASCAR)

ICandelo le-Anatomy and Histology

I-MBChB unyaka om-1 ukuya kwemi- 5

I-BChD unyaka om- 1 ukuya kwe- 2

Abafundi abenza unyaka wesibini be-Allied Health (Bsc Physiotherapy, Occupational Therapy, Dietetics)

Izifundo zabasele benezidanga zokuqala:

Umfundi we--BScHon (MedSci)

Abafundi be- MMed

Ukuqeqeshwa kwakhona kweengcali kubuchule bakutsha nje botyando nokufakelwa kwethambo lehleza (usikrotyana), nokulungiswa kwalo, ukulingiswa kwegxalaba, ukwenza amathambo omqolo (umchachazo) azinze kuye kwenziwe kuboniswa iingcali zoogqirha botyando abangama-200 ngonyaka, oku kubonelelwa ngabantu abangabaxhasi ababonelela ngezixhobo zoqhaqho-fakelo.

Uqeqesho kubafundi bophando abasle benezidanga:

1 owePhD, babeba-2 abeMsc, babeba-3 abeHonours

UProf. B.J.Page, umvavanyi wangaphandle we-Anatomy weYunivesithi yaseNamibia, Wits naseWalter Sisulu, kwakunye nomvavanyi oyintloko we-Anatomy we-MFOS SA College of Dentistry.

UGqr Sanel Kotze ngumvavanyi wangaphandle we-Faculty of Veterinary (Anatomy) e-UP.

ICandelo le-Molecular Biology and Human Genetics

Izinto zobungcaphephe

- Kuzo zonke iiprojekthi zethu siphucule saza saphucula izinto zobungcali, kwakhona sazama ukusebenzisa ubuchwepheshe banamhlanje. Umzekelo ke, amandla esinawo thina okuhlela nokudwelisa izinto zeDNA nokusebenza ngedatha aye aphucuka kakhulu. Eminye imizekelo inikwe apha ngasezantsi.
- Sinezikhululwana ezibini zerobhothi ukunceda kuvavanyo olubanzi kwe-PCR ukwenza abasebenzi basebenze nangakumbi.
- Senze i-whole genome amplification (WGA), ukuze sikwazi ukuzisebenzisa nangakumbi iisampuli ezisetyenziswa ngomlinganiselo osezantsi kungoku nje.
- Senze inoveli emalunga neendlela yokukhangela into ekuthiwa yi-transrenal DNA xa sukuba kukhangalwa i-TB.
- Senza nebhofile yesithuthi okanye isixhobo esilungele ukuthutha iinaliti ezaziwa ngokuba zii-fine needle biopys ezithwele izinto ezithathiweyo emntwini ukukhangela i-TB ngokwento ebizwa

ngokuba yi-culture ye-Xpert MTB/RIF.

- Sandise ulwazi nobuchule bethu ekwenzeni umsebenzi we-imyunoloji kwaye sinezixhobo ezitsha ezinokuthatha umlinganiselo ongaphezulu kwe-30 cytokines kwisampuli enye.
- Senze isikhululo sobuxhakaxhaka bokublotisha ukuze sikwazi ukwenza ukusebenza ngee-western blots ezidla ixesha ezazisakwenziwa ngabafundi okanye iingcali zochwepheshe. Oku kunciphise kakhulu iiyure ezininzi ezichithwa kusenziwa iiwestern blots.
- Sifune owobuchule bala maxesha wona umtshini oyi-Orbitrap system ozakwenza umsebenzi we-proteomics.
- Senze umsebenzi kwinto ebizwa ngokuba yi-nanotechnology.
- Siliqumrhu elikhethiweyo eliya kuhlolwa ngenjongo yokufumanisa i-mycobacteria engeyoya-tuberculosis.
- Sisengabona baselisweni ekuvavanyeni unyango lwe-TB.

Ukuthatha inxaxheba ekuqulunqweni kweenkqubo zomgaqo-nkqubo wezempilo wezesayensi (umz. abaniki-zingcebiso, iindibano zocweyo, izimvo zoluntu. njlnj.)

- Amalungu ohlukeneyo e-CMGB abe yinxalenye yeendibano zocweyo eziliqela kunye neSebe lezeMpilo, iSebe lezeMpilo laseMpuma nelaseNtshona Koloni kunye ne-NHLS ngokuphathelene ne-XDR-TB ndawonye nokuqwalasela le ngxaki.
- U-NC Gey van Pittius ube negalelo alenzileyo kumgaqo-nkqubo weYunivesithi yaseStellenbosch ngokubhekiselele kwinto ebizwa ngokuba yi-Exploitation of Intellectual Property.
- Isishwankathelo somgaqo-nkqubo we-MRC obizwa ngokuba yi-Current standard drug regimens facilitate the evolution of extensively drug-resistant tuberculosis: Recommendations for improvements senziwa ngo-Agasti 2011 kwaye kukho ithemba lokuba ziya kukhutshwa kungekudala.
- Isikhokelo sendlela yokuxilonga into eyaziwa ngokuba yi-tuberculosis lymphadenitis ngokovavanyo ze-Xpert MTB/RIF eyenziwe yaza yathunyelwa kwiSebe lezeMpilo, ukuze lona liwunike ingqalelo uvunywe xa kufanelekile.

Ezinye iinkqubo zokuphuliswa kobuchule kwezophando

- UProf. Warren wenza intetho wenza intetho ngo-2011 nge-TB kumalungu e-SANDF eYoungsfield Military Base.
- UProf. Warren wandlala izifundo ezibini kwimodyuli ye-MBChB efundisa ngeZigulo kunye ne- *Clinical Immunology* ngo-2011. Isihloko sale sasisithi *Molecular Epidemiology of Drug Resistant TB in South Africa*.
- Zininzi iinkqubo zodliwano –ndlebe ezenziwa kwiirediyo, i-TV kunye nakumaphepha-ndaba apha naphesheya. There were numerous radio, TV and newspaper interviews locally and abroad. Kuthi ngenxa yomthwalo omkhulu wezolawulo kwakunye neenkqubo ezivele zibekho zodliwano-ndlebe, iirekhodi eziselugcionweni azithanga ngqo.
- U-N du Plessis wenza ulwandlalo-ntetho olwalusihloko sithi *Worms and Tuberculosis: Do co-infections shape disease outcome?* ekwenza oko kwikholokhwiyam eNew Voices in Science ngomhla we-2 kuDisemba 2011.
- U-L Kleynhans wenza ulwandlalo-ntetho ngesihloko esithi *Injectable contraceptives: Good or bad?*, kwikholokhwiyam eNew Voices in Science ngomhla we- 2 kuDisemba 2011.
- Iinkcukacha eziqokelelweyo, amanani-nkcazo kunye nocweyo olungoqeqesho kwi-Excel olubhekiselele kwiNgqungquthela eyayenziwe ngabe-African-European Tuberculosis Consortium e-Addis Ababa ngo-Oktobha 2011 yoosolwazi besayenzi base-Afrika kwi-SUN-IRG.
- I-SUN-IRG yenza amalungiselelo ophuhliso lobuchule nolwazi ndawonye nentlanganiso ephathelelene nothungelwano phakathi kwe-EDCTP eyaye yaxhasa ngezimali i-TB, icesina kunye nothungelwano lophando nge-HIV e-Addis Ababa ngexesha leForam ye-EDCTP ngo-Oktobha 2011.
- UProf. Warren wandlala izifundo ezibini kwimodyuli ye-MBChB efundisa ngeZigulo kunye ne- *Clinical Immunology* ngo-2011. Isihloko sale sasisithi *Molecular Epidemiology of Drug Resistant TB in South Africa*.
- Zininzi iinkqubo zodliwano –ndlebe ezenziwa kwiirediyo, i-TV kunye nakumaphepha-ndaba apha naphesheya. There were numerous radio, TV and newspaper interviews locally and abroad. Kuthi ngenxa yomthwalo omkhulu wezolawulo kwakunye neenkqubo ezivele zibekho zodliwano-ndlebe, iirekhodi eziselugcionweni azithanga ngqo.
- U-N du Plessis wenza ulwandlalo-ntetho olwalusihloko sithi *Worms and Tuberculosis: Do co-infections shape disease outcome?* ekwenza oko kwikholokhwiyam eNew Voices in Science ngomhla we-2 kuDisemba 2011.
- U-L Kleynhans wenza ulwandlalo-ntetho ngesihloko esithi *Injectable contraceptives: Good or bad?*, kwikholokhwiyam eNew Voices in Science ngomhla we- 2 kuDisemba 2011.

Ukusetyenziswa kolwazi

- Amalungu ecandelo ayebandakanywe kwiinkqubo ezininzi zokuxhobisa uluntu kwihlabathi lonke ngo-2011 umz.:
- UProf. Warren wenza ulwandlalo-ntetho kumalungu eSANDF ethetha nge-TB eYoungsfield Military Base.
- UProf. Warren wenza intetho wenza intetho ngo-2011 nge-TB kumalungu e-SANDF eYoungsfield Military Base.

limbasa nokuwongwa ngeembeko

1. U-N Carstens wafumana ibhaso lokuqala ngolwandlelalo-powusta kwiseshini yeBasic Sciences kwi-12th Annual Congress of the South African Heart Association ngo-Oktobha 2011 e-East London.
2. U-J Mouton wawina ibhaso lokuqala kwiseshini ye-Basic Sciences kumsitho we-55th Annual Academic Year Day we-Faculty of Health Sciences, kwiYunivesithi yaseStellenbosch, ngo- Agasti 2011.
3. U-J Mouton wafumana imbasa iRector's Award yeGeneral Service ngo-2011.
4. U-I Uys waphumelela indawo yokuqala kulwandlelalo-powusta (kwisigaba se-MSc) kwi-MRC Research Conference 2011 ngomhla we-19 nowama-20 ku-Oktobha 2011.
5. U-N McGregor waphumelela ibhaso lokuqala ngolwandlelalo-powusta (kwisigaba sePhD) kwi-MRC Research Conference 2011 ngomhla we-19 nowama-20 ku-Oktobha 2011.
6. UStefanie Malan wafumana ufundo lweenyanga ezintathu zeNovartis internship kufuniso-fumaniso lwechiza (1 Julayi 2011 ukuya kowama-30 kuSeptemba 2011).
7. U-G Louw wayetyelele njengmntu owayefundele ubugqirha-lwazi eHarvard School of Public Health and Partners Organisation Centre yePersonalised Genetic Medicine eCambridge, eUSA.
8. U-G Louw waba kwindawo yokuqala kwiseshini engezifo ezisulelayo kulwandlelalo-ntetho ligosa lophando elingaphantsi kuma-35 eminyaka ubudala kumsithi wonyaka iAcademic Year Day ngo-Agasti 2011 kwiYunivesithi yaseStellenbosch.
9. Inani loncedo lofundo lwanikwa abo babkeho kwiNkomfa ye- 8th yeZizwe zeHlabathi ukusuka kumhla wama-30 kuJuni ukuya kowe-3 kuJulayi ngo-2011, le nkomfa yayigxile kwi-Pathogenesis of Mycobacterial Infections iseStockholm, eSweden.
10. U-NC Gey van Pittius watyunjwa njengelungu le-Academy of Science of South Africa (ASSAf).
11. U-K Siame wawina ibhaso lokuqala ngokuba ngoyena udle ubhedu kwi-Basic Sciences Best Poster kumsitho wonyakaobizwa ngokuba yi-54th Academic Year Day yeFaculty of Health Sciences of Stellenbosch University nolwandlelalo lwe-powusta enesihloko esithi *Investigating the genome variation and evolution of Group 1 M. tuberculosis strains*.
12. uL Bloem wawina indawo yesibini kwisigaba solwandlelalo-powusta lwe-PhD kumsithi we-4th MRC Medical Research Day ngomhla we-15 ku-Oktobha 2011.
13. uEG Hoal wafumana iB2 kwi-NRF (2011).
14. uS Malan wafumana i-Novartis internship ekufumaniseni amachiza nokwenza uphando kwezonyango eBasel, Switzerland, ukususela ngomhla 1 kuJulayi 2011 ukuya kowama-30 kuSeptemba 2011.
15. uN le Roex wafumana imbasa ngiokubakho kwakhe kwikhosi yecomputational biology ye- *European Molecular Biology Organisation (EMBO) enesihloko esithi Computational Biology: Genomes, Cells and Systems in Reykjavik, Iceland, from 6 to 13 August 2011*.
16. uL Ehlers wafumana imbasa ye-Best Poster Presentation kwisigaba se-Basic Sciences for *Effect of TB Treatment on Metabolic Hormone Profiles* eyayinikizelwa nkumsitho wonyaka i-Annual Academic Year Day eKapa, eMzantsi Afrika, ukusuka kumhla we-17 ukuya kowama-18 ku-Agasti 2011.
17. uL Kleynhans – *Medroxyprogesterone acetate alters cytokine expression in response to Mycobacterium Bovis BCG in vitro and in PBMCs of contraceptive users* – wahamba phambili waza wafumana ipowusta kwiseshini yeZifo ezisulelayo kumsitho wonyaka i-Annual Academic Day, kwiFaculty of Health Sciences, kwiYunivesithi yaseStellenbosch, eKapa, ukusuka ngomhla we-17 ukuya kowe-18 ku-Agasti 2011.
18. U-J Blanckenberg wafumana iDRD Travel Grant: *Research Visit Abroad* wayeyile kwintlanganiso ye-GEO-PD eChicago, USA, ukusuka kumhla we-19 ukuya kowama-21 kuSeptemba 2011.
19. U-L Ehlers wafumana iHarry Crossley Foundation Scholarship esili-R14 000 ye-*Investigation of the underlying molecular mechanisms of immune modulation by the contraceptive Medroxyprogesterone acetate (MPA) on immune response to mycobacteria for 2010-2011*.
20. U-M Salie (2011) we-Deutscher Akademischer Austausch Dienst-National Research Foundation (DAAD-NRF) ehlanganyelwe yiln-Country Scholarship.
21. U-M Salie (2011) weColumbia University-Southern Africa Fogarty AIDS noQeqesho kwi-TB neNkqubo yoPhando.
22. U-M Salie (2011) weHarry Crossley Foundation (iproject yobonelelo ngemali).
23. U-C Wagman (2011) weNational Research Foundation Scarce Skills Scholarship.
24. U-C Wagman (2011) weStellenbosch University Postgraduate Merit Bursary.
25. U-G Walzl wayemenyelwe kucweyo

olungophando ngogonyo lwe-AERAS eCopenhagen ngoDisemba ngo-2011.

- 26 U-G Walzl wayelilungu leqela elenza umsebenzi le-*Endpoints and Biomarker Working Groups* eCritical Path kwi-New TB Drug Regimens waza wanikwa umsebenzi wokwenza iphepha lengcaciso yomgaqo-nkqubo nge-biomarkers zonyango lwe-TB ngo- 2011.
- 27 U-G Walzl wayelilungu legqiza eliphambili elalibhala le-*International Roadmap for Tuberculosis Research*, elenziwa ngobambiswano yi-Stop TB Partnership kunye ne-World Health Organisation (WHO) ngo- 2011.

ICandelo le-Medical Physiology

liMbasa nokuNikwa iMbeko

UHans Strijdom noStefan du Plessis wafumana imbasa ekuthiwa yiStellenbosch University Rector's Award ngenxa yokubalasela kwakhe ekuSebenzeni, oko kuzenziwa phaya kuNovemba 2011.

Oyena mfundi oqhubeka nemfundo osele ethweswe iZidanga kwi-Faculty of Health Sciences obesenza ngophando ngo-2010, wathiwa jize ngembasa i-Llewelen Rapuling kumsitho owawungo-Agasti 2011.

Abafundi ababini abaqhubeka nemfundo sele benezinye izidanga babephakathi kwesona sithathu siphambili esathi sagqwesa kulwandalo ntetho kwi-39th PSSA kwakuyo loo nkomfa uMargot Hint watyunjwa njengoyena uphume emagqabini kukhuphiswano lweWyndham. Kwakuloo nkomfa abafundi ababini abafunda sele benezinye izidanga ababephakathi kwesithathu esiphambili kukhuphiswano iJohnny van der Walt apho uAmanda ethatha indawo yokuqala.

URetha Erwee wafumana ibhaso ngokuba ngoyena udle ubhedu kulwandlalo-ntetho kwezenzululwazi kwaye esengaphantsi kweminyaka engama-35 kwisigaba se*Maternal and Women's Health* kumsitho wama-55 woSuku lokuQatshelwa kwezoFundo lwe-Faculty of Health Sciences, e-SU. uCorli Westcott wayengomnye owayekwiqela eliphambili kwicandelo leBasic Sciences kwakuloo ntlanganiso.

UProf. Stefan du Plessis wathiwa jize ngembasa yeSijo Parekatil ngokubalasela kwakhe kwi-Reproductive Research, yena osuka eCleveland Clinic e-Ohio, e-USA.

UAmanda Lochner wathiwa jize ngeGold Medal yeSA Academy & Arts ngenxa yegalelo lakhe lokuzimisela ukwenza izinto eziluncedo kuphando

olunxulumene nentliziyo, ekwenza oko ubomi bakhe.

ICandelo le-Anatomy and Histology

UProf. B.J. Page, uVusi April noPaul Pretorius bathe bawongwa ngembasa ekuthiwa yi-SU Rector's Award, ekhutshwa yona ngenxa yokubalasela komsebenzi owenziwe ngabo bantu. Le mbasa bayifumana ngoNovemba 2011.

ICANDELO LE-CLINICAL PSYCHOLOGY

**Icandelo
le-Clinical
Psychology**

**Gqr. Debbie
Alexander**
Isishwankathelo

Icandelo loNyango lweNzululwazi ngeNgqondo linikezela inkonzo kwizigulane ezilaliswayo nezingalaliswayo kwiiyunithi zeZigulo zeNgqondo kwaBadala naBantwana kwaneziGulo zeNgqondo zoSapho (Adult Psychiatry and Child and Family Psychiatry units). Kukho neYunithi yezoNyango lweSayikholoji (lweNzululwazi yezeNgqondo) ese-ALF kwaye isebenzisana neNkonzo yoQhagamshelwano yeziGulo zeNgqondo kodwa ikwanikezela inkonzo esibhedlele. Le Yunithi yoNyango lweSayikholoji (leNzululwazi yezeNgqondo) ayinabo abasebenzi beenkonzo zenkxaso ngokwase-ofisini eminye imisebenzi ye-ofisi isiwe kumacandelo ajongene neziGulo zeNgqondo kuBantu aBadala (e-JLG) nakuBantwana(nase JLG).Ingcali yeNzululwazi yezeNgqondo inikezela iinkonzo zoNyango kwiiyunithi yeZigulo zeNgqondo kuBantu aBadala kwiwadi i-JLG lo gama ingcali yeNzululwazi yezeNgqondo inikezela iinkonzo kwiiyunithi yaBatwana naBadala abaGula ngeNgqondo kwiwadi i-FLG.Iinkonzo ezinikezelwa licandelo leenzululwazi yezengqondo(leSayikholoji) liquka uvavanyo, ukuchongwa kwesigulo somntu, unyango kwanokuthunyelwa kwezigulana kwaneentsapho zazo kwindawo ezifanelekileyo.

Ukongeza ekuhanjiseni kwenkonzo yoNyango owona msebenzi mkhulu uquka ukubekwa iliso iirejistra ezifundiswa umsebenzi wezoNyango lweNzululwazi lwezeNgqondo (zeClinical Psychology) kwanezeziGulo zeNgqondo kwanokofundiswa kwaBafundi bezoNyango, iiRejistra zeziGulo zeNgqondo, ezoKonga kwanaBafundi be-Allied Health Professions kwanabafundiswa umsebenzi kuNyango lweNzululwazi yezeNgqondo (bezeClinical Psychology). Imisebenzi yophando inqongophele kungoku nje ngenxa yokucutheka kwenani labasebenzi.

Ngo-2011 isikhundla seYunithi yaBantwana noSapho akukaqeshwa kuso ngenxa yokungabikho kwemali eyoneleyo. Ingcali ephezulu yenzululwazi yezeNgqondo iye yayeka ukusebenza ngo-Epreli ka-2011 lo gama engene ezinyaweni zakhe iqale ngo-Septemba ka-2011. Isikhundla sibe sibanjiswa ingcali yenzululwazi yezengqondo okwethutyana. Amakhesela amabini anikwa iiyure zokusebenza ezingama-20 ngeveki kwizikhundla ezibini zabafundiswa umsebenzi.

Abasebenzi

IZITHUBA ZESIGXINA	INANI	EZINABANTU
Ingcali yenzululwazi yezengqondo eyintloko	1	1
Ingcali yoNyango lweNzululwazi yezeNgqondo ephezulu	4	3
Ofundiswa umsebenzi (Inani kuphela)	5	3
Igosa lezoNyango		

IZITHUBA (NGOKWEESESHONI – ZINGAPHI IIYURE NGEVEKI)

lingcali		
Izikhundla zamakhesela	0	2 (20 iiyure ze-interns)
Izikhundla zababambeleyo		
Izikhundla zesigxina		
Inani leebhedi (ezisebenzisekayo):	N/A	

Isiphumo

AMANANI-NKCAZO- IINKONZO ZE-CLINICAL PSYCHOLOGY			
	IZIGULANE EZINGALALISWAYO	IZIGULANE EZILALISWAYO	EZINYE
Izigulane	1218	322	
Ukudibana nabozonyango	1998	887.50	
Iiyure	3464	1590.75	
Ezinye iiyure			4873.75

Uvavanyo lokusebenza kwengqondo

	IZIGULANE EZINGALALISWAYO	IZIGULANE EZILALISWAYO
Izigulane	90	48
Iiyure	362	136.5

Izimvo ngesiphumo

Amacandelo amathathu enkonzo yonyango lwenzululwazi yezengqondo (lonyango lweSaykholoji) anikezela ngeenkonzo ezizodwa ezingumsebenzi kakhulu nezithatha ixesha elide. Le nto inegalelo kwiziphumo zonyango lwenzululwazi yezengqondo (lonyango lweSaykholoji) ngokuphathelene nenani lezigulana ngenxa yemeko yenkonzo. Isigulana ngasinye sibonwa kangangeyure enye ukuya kwiyure enye enesiqingatha ngexesha kwaye iiseshini ziphindwe kangageenyanga ezifunekayo, ngokwemeko yesigulana. Ngaphezu kokuba kubonwa izigulana, kudityanwa rhoqo nosapho nabanye abantu ukufumana ulwazi/iinkcukacha okanye ukunika unyango ukuqinisekisa indlela eyiyo ukunakekelwa kwesigulana. Uvavanyo lolwazi nokuqonda kwengqondo kwanobume kwanokusebenza kwengqondo oluthatha iiyure ezi-3 ukuya kwezili-10. Ngaphandle kwexesha kwanemingeni ekujongenwe nayo, ezi nkonzo zibalulekile ukukwazi ukufumana unyango olufanelekileyo kwanezicwangciso zokuchachisa kwanokubekwa kwezigulana ngokufanelekileyo kwanokuthunyelwa kwezigulana kwanokufundiswa kweentsapho noluntu. Azonelanga iingcali zenzululwazi yezengqondo ukujongana nale mfuno imandla yale nkonzo ngoku kanye kusetyenziswa olunye unyango olufana nonyango lwabantu ngokweqela. Abasebenzi abakwizikhundla eziphezulu kufuneka benze imisebenzi eyohlukeneyo, ethe yanegalelo kwixesha ababa nalo lokudibana nezigulana.

Ukuphuculwa kwezibonelelo

Ukuphuculwa kwesixhobo sovavanyo lokuma kwengqondo nokusebenza kwayo

kuhlala kusenziwa ukuhlaziywa kwamaxwebhu aphelileyo. Le nto iyaqhubeka njengesixhobo sovavanyo sipheliswa lixesha kwaye kuvezwa iindlela ezintsha zovavanyo.

Iinkqubo zokufikelelisa iinkonzo kuluntu

Abafundi abafundiswa umsebenzi baye babekwa kwiikliniki zoluntu eBellville, eKraaifontein, eDelft nase-Elsies River apho basebenza kube kanye emva kwemini ngeveki(iiyure ezi-3).

Ukwandlalwa nokufundiswa kwenziwa emva kwexesha lomsebenzi:

1. "Ukugcina ingqondo yakho isempilweni nasemandleni" njengenxalenye yeveki ye"Mental Health awareness" (iPhulo lokwazisa ngeMpilo yeNgqondo) KwiiSibhedlele

iBlaauwberg Netcare kunye ne-"Neurocognitive Sequelae of Substance Abuse" kwi -OT (Kwii-occupational therapists) ezisuka kwizibhedlele zabucala nakwamanye amaziko.

2. Amacweyo eSaykholoji (eNzululwazi yezeNgqondo) agxile kuqeqesho lwezakhono zengqondo ukuya kwipara-athletes kulungiselelwa iiNtshatsheli zeHlabathi eNew Zealand kunye neParalympics ngo-2012.
3. "Ukusetyenziswa kwiNzululwazi yemithambo kwiNzululwazi yezeNgqondo ngendlela ekhuthazayo kwizigulana ezenzakale entloko" kwicandelo labucala kwintlanganiso yenyanga yeengcali zezemithambo enzululwazi yezengqondo(iieneuropsychologists).

Iintsebenziswano

IYunivesithi yaseNtshona Koloni – Ukufundiswa kwa-Bafundi beMasters kwiNeuropsychology nakwiClinical neCounseling Psychology.

Okube yimpumelelo

1. Umvavanyi wangaphandle kwiziFundo zoBuGqirha(kwiPhD Thesis);
2. Uvavanyo lwePhD kwiYunivesithi iMassey eNew Zealand ;
3. Umphononongi osebenza nomnye kwiziFundo zobuGqirha(kwiPhD thesis) ;
4. Umphononongi osebenza nomnye kwizifundo zeMasters (kwiMaster's thesis) ;
5. Ukuzinyaswa kwekhosi yeprimary practicum eREBT(e-Albert Ellis Institute) eKapa, ngoMatshi 2011.
6. Uphando ngentsebenziswano neLGH:kufakwa isiseko sophando olucetywayo: elinesihloko esithi "*Validity and clinical utility of the Montreal Cognitive Assessment (MoCA) as an assessment of cognitive impairment in a South African population*";
7. Ubhaliso lweziFundo zobuGqirha kwicandelo lezifo zaBagula ngeNgqondo: kwisihloko esithi "*Neurocognition and disordered thinking: It's association, temporal stability and treatment outcomes in first episode psychosis*"

UkuFundisa noQeqesho

Ukongeza kwiiNkqubo zeMfundo kwiCandelo lePsychology(leNzululwazi yezeNgqondo) nePsychiatry(leZabaGula ngeNgqondo), ukufundiswa kwepsychology(kweNzululwazi yezeNgqondo/ kweSaykholoji kubafundi bezi zidanga zokuqala zilandelayo nezingentla kwezidanga zokuqala

ezenziwa licandelo lethu : iMBChB I, Foundation Phase, II, III, IV & V (Middle rotation) kunye ne- (Late rotation); PAT AGB; Bsc Dietetics III; M (Physiotherapy); MMed (Psychiatry) Psychology 178 isiGaba 1 neses- 2 kunye neM Nursing.

lingcali eziphezulu zeNzululwazi yezeNgqondo (Senior psychologists) kwicandelo lethu zikwalusa iiNgcali zoNyango lweNzululwazi yezeNgqondo (Clinical Psychologists interns) kwaneerejistra zeZifo zaBagula ngeNgqondo (iirejistra zePsychiatry)

Okuphunyeziweyo

linkonzo zanikezelwa kwezi komiti zilandelayo:

Ngaphakathi:

Ibhodi yeCandelo leNzululwazi yezempilo kwiYunivesithi yaseStellenbosch

IHREC yeYunivesithi yaseStellenbosch ejongene neZidanga ezingeNtla kwesokuQala. (ICandelo lePsychiatry)

Ikomiti yoQeqesho yeCandelo leMBCHB

Ikomiti yePsychotherapy

Ngaphandle:

i-SASCOC Medical ne- Anti-doping Commission (omele iPsychology (iNzululwazi yezeNgqondo))

Ikomiti yeSigqeba yeTriathlon South Africa

Ikomiti ye-International Triathlon Union Para-Triathlon Abasebenzi abakwizikhundla eziphezulu bakwazlie ukuzimasa ucweyo emalunga neendlela ezizizo zokufundisa ngokunjalo nocweyo kwiindlela zonyango eziluncedo esibhedlele.

Sibe nethamsanqa ukuba sizimase intetho kaLucy Biven emalunga neNeurobiology (Nyurobhayoloji) nePsychotherapy (Saykhoteraphi) kwi-CFU yeSibhedlele iRed Cross.

Iphapha elixoxa ngeBipolar Disorder labhalelwa iTygerberg Newsletter, i-Onder Ons, kwanokuqwalaselwa ngokutsha kwencwadi elungiselelwe ijinali esandula ukupapashwa ethi "eating disorders".

Inkomfa ebozwa ngokuba yi-16th International Conference Association of Psychology and Psychiatry for Adults and Children, eGreece

Izihloko ebekuthethwa ngazo:

- UkuQwalasela umsantsa: ukuqaqambisa inkxaxheba kwezemidlalo).
- Uqukumbelo malunga nabadlali bombhoxo abasengumlisela:

Ifuthe eliphathelelene nokuqiqa nokwenza umsebenzi ngokwezemfundo.

ICANDELO LEMPILO YOLUNTU

**ICandelo le-Mpilo yoLuntu:
i-Klinikhi yoMenzakalo eMsebenzini
neKlinikhi yeziGulo eziNgephi**

UGqr Sydney Carstens

IsiShwankathelo

IKlinikhi yezigulo ezingephi inika inkonzo yoxilongo (kunyango lwenqanaba lokuqala) kubasebenzi abasenkomeni. Oku kuqinisekisa ukuba abasebenzi abakwazi ukuhlala emsebenzini ixesha elongeziweyo bangayi kubonana nogqirha.

IKlinikhi ye- Occupational Health (OH) ibona isikakhulu abasebenzi beSibhedlele lTygerberg kunye noRhulumente wePhondo leNtshona Koloni (ISebe lezeMpilo). Kukwakho nezivumelwano eziliqela kunye nelinye iqumrhu umz. i-National Health Laboratory Service (NHLS) eyenza ukuba iinkonzo (ukusuka kwiklinikhi ye-OH) ibonelele ngaloo nkonzo kubasebenzi bayo.

Le nkonzo yenzwa yiklinikhi ye-HO kwakhona ikwabandakanya indlela yokujongana nezigulane ezisweleyo ezithunyelweyo kwakwicandelo lorhulumente elo, zigulane zo ezaye zafunyaniswa zinezigulo ezifanele unyango ngokwasembenzini.

Iinkonzo ezibonelelwa kule klinikhi zisebenzisa zonke iinkalo ze-Occupational Health kuqukwa nokwalatha kwezinto ezinobungozi kwindawo yokusebenza ndawonye nokuhlolwa kwemingcipheko, ukuba sesichengeni komntu ngamanye ngokusekeke kuqwalaselo lwezonyango (umz. amaqondo omlotha egazini labasebenza ngezinto ezonomlotha -ilidi, ukwenziwa tanci kophononongo lwezinto neendawo ezingumgcipheko kubasebenzi abasebenza nge-ization radiation umz, iirediyografa), ukulawulwa abasebenzi kwizifo ezinxulumene nomsebenzi kwakunye nomenzakala oshiya ukhubazeko ezinxulumene nomsebenzi (njengento ebizwa ngokuba yi-sonographers with carpal tunnel syndrome) – ukususela kulawulo lwezigulo ezendeleyo ukuya ekuphononongweni kwendlela yokusebenza yabanengxaki engapheliyo ukuze kusungulwe indlela efanelekileyo yokubekwa kwabasebenzi okanye kusetyenziswa iinkqubo zomsebenzi. Amagalelo nawo anikiwe kwezinye iiklinikhi zobungcali zezigulane ezingalalwayo, umz. iiklinikhi ejongene nezikhumba – (idematholoji)



Boke abasebenzi abancuntnwa ziinaliti/ abafumana ubungozi bokuchatshelwa ligazi (ngexesha lokusebenza) baya kubonwa kule klinikhi ukuze banikwe iingcebiso nentuthuzelo, kuphononongwe iseroloji kujongwe nolungiselelo lwe-antiretriviral abo babesesichengeni kwi-prophylaxis (le nkonzo yenziwa licandelo loNyango oluNgxamisekileyo kwawadi F1 emva kwamaxesha omsebenzi). Olunye ulandelelo ngezonyango kwaba basebenzi luyakwenziwa kwiklinikhi yase-OH.

Abasebenzi

INGcali eyiNtloko/INTloko yeCandelo leKlinikhi:

UGqr. SE Carstens, MB,ChB; MMed Comm Health; FCPHM (SA) Occ Med

INGcali: Dr.WAJ Meintjes, MB,ChB (Pret), DOM (Stell); FCPHM(SA) Occ Med; MMed (Occ Med)

IiReJistra ezikwi-Occupational Medicine:

Dr. Z. Essop (SANDF); Dr. J. Ayuk (Cameroun)

IGosa lezoNyango eliPhezulu: Gqr. L Joseph, BSc; MB,ChB

UNesi we-Occupational Health:

Sr. D.M. Arendse; Diploma in Nursing; B.Tech (Occupational Health); Diploma in Nursing Management

UNesi oyi-Registered Nurse:

Sr. J.W. Samuels, Diploma in Nursing.

U-Staff nurse: Ms Cornelius

INkaso yezoLawulo: Ms Damonse

Isiphumo

Ababonwayo kwiklinikhi yezigulo ezingephi: Zizonke izigulane li-1493 apho kwakubonwa abanezigulo ezipngephi kule klinikhi.

Ababonwayo kwiklinikhi ye-Occupational Health:

Bebonke abantu ababonwayo kule klinikhi ye-Occupational Health babengama-2124. Kwinkqubo yokuxilongwa kuqukwa nokuvavanywa kwendawo esisebenza kuyo isigulane, kujongwe nokuba sisemandleni kangakanani ukwenza lo msebenzi siwenzayo kananjalo kujongwe nezigulo kwanomenzakalo owehle emsebenzini (umz. Ukuncuntswa yinaliti nokufumana isifo sephepha emsebenzini).

Izimvo

I-Occupational Health (OH) iyaqhuba nokubona izigulane ezithunyelwayo ezandayo ezisuka kwezinye iinkalo zonyango kwakunye nakumaziko-mpilo oluntu aseNtshona Koloni.

IFakhalthi ye-Health Sciences**Uphuculo lwezibonelelo**

Kwaye kwafunwa isixhobo esitsha, kuqukwa iisethi ezintsha ze-ENT.

Okuphunyeziweyo**Izinto ezandlalwe kwiinkomfa zezizwe zehlabathi**

1. **UMeintjes WAJ** Ukuhlanganiswa kweenkqubo zoqeqesho noqinisekiso kwi- diving and hyperbaric medicine. INkongolo ye-17 yeZizwe zeHlabathi emalunga ne- Hyperbaric Medicine. eKapa, ngomhla we-16 – 19 kuMatshi 2011.
2. **UMeintjes WAJ** We-Occupational diving medicine. INkongolo ye-17 yeZizwe zeHlabathi emalunga ne- Hyperbaric Medicine. eKapa, ngomhla we-16 – 19 kuMatshi 2011.
3. **UMeintjes WAJ** I-Occupational aspects of hyperbaric tunneling. INkongolo ye-17 yeZizwe zeHlabathi emalunga ne- Hyperbaric Medicine. eKapa, ngomhla we-16 – 19 kuMatshi 2011

UkuFundisa noQeqesho

- Zimbini iirejistra zesidanga seMMed (kwi-Occupational Medicine) ezisebenza kule klinikhi.
- Abafundi ababini beCape Peninsula University of Technology, ababhaliswe kwikhosi ye-post basic kwi-occupational health babebcediswa kwisikhokelo sezonyango. Kwangokunjalo kubafundi ababini bezonyango abasuka eHolland babeqhelisiwe kananjalo besaziswa ngenkonzo ye-occupational health provision kwiSibhedlele iTygerberg.
- Ngo-Epreli 2011, uSr Arendse owayengomnye wezithethi kucweyo olwaluphathelene

nokhuseleko ekuhlaleni inaliti olwaluqhutyelwa eTygerberg Campus kwiYunivesithi yaseStellenbosch.

- Iprothokholi yePEP yebasebenzi beSibhedlele iTygerberg yaye yahlaziywa yaza yaphunyezwa ngoNovemba 2011.

Ezi projekthi zilandelayo zaye zabekwa esweni ngabasebenzi belisetyenza lesibhedlele:

1. I-Vela BK. Uphando oluphantse kunyathela iinkalo zonke oluchaza ngazo zonke iincutshe zokuntywila ezikhe zabonwa kwi-private medical practice eDubai, UAE. 2011 [kwi- BScMedScHons (Isidanga) se-Underwater Medicine]].
2. UKharb M. Uvavanyo lwexesha elizayo lwe-male fertility changes kubantwili abaziwa ngokuba zii-saturation divers. 2011 [kwiBScMedScHons (Underwater Medicine) degree].
3. UMandic T. A survey of antimalarial use and its effects in recreational divers. 2011 [for the BScMedScHons (Underwater Medicine) degree].
4. UNiewoudt F. A case study on the diving medical examination of a recreational diver with type 1 diabetes. 2011. [for the BScMedScHons (Underwater Medicine) degree].

Okuphunyezwe ngokukodwa

- Ixesha lokuba sesikhundleni kukaGqr. Carstens njengeNtloko yeCandelo le-Community Health kwiYunivesithi yaseStellenbosch, landiswa ngomnye unyaka (2011).
- UGqr. Meintjes wanyulwa njengoSihlalo weKomiti ngeNdlela yokuziphatah kuPhando olungezeMpilo.
- UGqr. Meintjes wacelwa ukuba asebenze kule Komiti ingasentla yoQeqesho lwabasele baThweswa izidanga yeYunivesithi yaseStellenbosch

Icandelo leMpilo yoluntu:**IYunithi ye-Infection Prevention and Control (UIPC)****INtloko yeCandelo: Gqr Sydney Carstens****IsiShwankathelo**

Icandelo leMpilo loLuntu elikwiSebe lesibhedlele le-Interdisciplinary Health, iFaculty of Health Sciences, eStellenbosch University (SU), elamiselwa yi-UIPC ngo-2004 yaza phaya ngo-2006 yayiyunithi yofundo ekwiSibhedlele iTygerberg. I-UIPC yiyunithi yofundo eyeyokuqala ukuba njalo eAfrika. Le yunithi ikhokelwe

nguProf Shaheen Mehtar, iNgcali ye-Medical Biology engumpondo zihlanjwe ekusebenzeni kule nkalo ye-Infection Prevention and Control (IPC) kwaye incediswa ngabaNxulumanisi abane be-IPC Clinical Programme Coordinators (CPCs) ezinobungcali obukhulu, enye yazo iyi-Postgraduate Diploma in IPC, ze ezinye zibe nekhosi yeenyanga ezi-6 kwiFundamentals of IPC.

I-UIPC inekhosi zoqeqesho eziqinisekisiweyo ezisibhozo ze-IPC kunye nezinye izifundo ezihambelana noku ezenziwa eyunivesithi. Ezi zikhosi ziququzelelwa nguSr Marina Aucamp onamava neziqinisekiso zemfundo ze-IPC azifumene kwizizwe zeHlabathi. Ngaphandle koMzantsi Afrika, i-UIPC izinabisile iinkqubo zayo zophando zafikelela eNamibia, eSwaziland naseZimbabwe.

I-UIPC yiyo elukhokelayo kwaye ithabatha inxaxheba kwiinkqubo ezahlukeneyo zophando ezihambelana isikakhulu neTB/IPC ndawonye neenkqubo zongenelelo ezifanelekileyo kumazwe asakhasayo; kugxininiswe ekuqiniseni kweenkqubo ezihlanganisiweyo zempilo nezoluntu. Ezi nkqubo zilawulwa nguFrederick Marais onamava awafumene kwizizwe zehlabathi kuphuhliso lwenkqubo ehlanganisiweyo ye-TB/HIV, ubonelelo ngeenkonzo neendlela zokuthatha inxaxheba kwinkalo ye-IPC.

Inkonzo yonyango eyenziwa liqela le-IPC kwaye isekwe kwiziphumo zophando (kusetyenziswana neSebe lesibhedlele leMikrobhayoloji) olwenziwa kwiSibhedlele iTygerberg. Kwixesha layo elingephi, i-UIPC ibe sisixhobo sokumisela ukonga iindleko zenkqubo ze-IPC, ukuyila nokuxhasa iSebe lesibhedlele, iSterile Service Department nokusebenza kwinkqubo yokuvuselela kwiYunithi yaBatshileyo. Kwiphondo nakwisizwe nakwihlabathi, i-UIPC icebisa ngemicimbi ephathelelene ne-IPC.

I-UIPC igxile, yaye ixhasa, uphando, uqeqesho oluhlanganisiweyo kunye nobonelelo lwenkonzo yonyango kumaziko-mpilo, iihealthcare facilities (HCFs) kunye namaqela achazeleka kwi-IPC kuqukwa iintsholongwane zeTB neziza ngegazi.

Abasebenzi

IZITHUBA (ZESIGXINA)	INANI	EZINABANTU
Profesa: INgcali yoNyango	1	sinomsebenzi (sibonelelwe ngemali eTBH)
OoNesi beIPC : Abanxulumanisi beNkqubo zeKlinikhi	4	sinomsebenzi (sibonelelwe ngemali eTBH)
IGosa loLawulo (Ulawulo lweenkcukacha zeDatha)	1	sinomsebenzi (sibonelelwe ngemali eTBH)
UMabhalana oMkhulu wezoLawulo	1	sinomsebenzi (sibonelelwe ngemali eTBH)
Senior Medical Officer IGosa eliPhezulu kweze-Nyango	1	sinomsebenzi (sibonelelwe ngemali eSU)
UMnxulumanisi wezeQeqesho	1	sinomsebenzi (sibonelelwe ngemali eSU)
IGosa lezoLawulo	1	(sibonelelwe ngemali eSU)

IZITHUBA (EZINGESOSIGXINA)		
Umhlohli ophezulu (50% FTE)	1	sinomsebenzi (sibonelelwe ngemali eSU)
igosa loLawulo lwezoQeqesho (50% FTE)	1	sinomsebenzi (sibonelelwe ngemali eSU)

Isiphumo

Ubonelelo lweenkonzo zonyango:

I-UIPC ibalulekile ekunikeneni inkxaso iyunithi yezonyango, ihambisa inkonzo ebanzi ye-IPC kuzo zonke iiwodi kunye nobungcali kwezonyango. Indima ye-UIPC inabile, iquka: ukutolikwa kwengxelo yemihla ngemihla engesisiyili-ntsholongwane (ipathojini); imijikelo eqhubeka ixesha nexesha ewodini kubonwa isigulane ngasinye ngenjongo yokulandelela ngokomiselo; ukubonisana nokunika umkhomba-ndlela kulawulo lwezonyango lwezigulane; ukuba liliso kwizibulali-zintsholongwane; ulawulo loqhambuko lwezifo nesikhokelo sokulawula izifo ezitsha ezivelayo; uhlolo lomngcipheko lwe-IPC nokuchongwa kweenkalo zokuqinisa i-IPC; ukuqaliswa kophicotho lwe-IPC, uqwalaselo nophando lokusebenza ndawonye nokucaciswa kwedatha; umgaqo-nkqubo kunye nophuhliso lwesikhokelo sonyango; Ukunxibelelana ngokuthe ngqo neDept of Microbiology, NHLS, Pharmacy, Head of medical specialities: Western Cape; kunye neekomiti ezichaphazelekayo nezikhokelayo nezenza imisebenzi emininzi kummandla wenginqi, iphondo, isizwe nakwizizwe zehlabathi; kwinkonzo nasekuqeqeshweni kwezemfundo. Imida, iindima, uxanduva lwezonyango neengcali kwezokonga kwi-IPC ihambelana ne-National Infection Prevention and Control Policy and Strategy (DoH 2007) ndawonye ne-National Core Standards (iSebe lezeMpilo 2011). Enye yezinto ezenziwayo ngo-2011 kukwandiswa kwe-IPC iye kufikelelwa nakumaqela oluntu njengenxalenye yemibono ye-PGWC ne-SU. Ulawulo lwedatha ye-UIPC lenza ingxelo i-daily pathogen report isekwe kwidatha esekhompuyutheni evela kwilebhu yemikhrobhayoloji ne-imyunoloji (NHLS). Le ngxelo inceda kwiqela lonyango le-UIPC ekukhokeleni nasekubekeni iliso kulawulo lwesigulane ngasinye; ukubeka iliso kwizigulo eziqhnmbukayo kwiiwodi ezahlukeneyo; nasekukhangeleni amanyathelo okulawula ezo zifo zezifanelekileyo ukunciphisa i-HAI e-TBH. I-UIPC into ke leyo ebenegalelo elikhulu ekuncitshisweni kwe-HAI e-TBH, into leyo ebonakalisa ukonga kwiindleko ezichaphazelakayo. Ngo-2011, ukusebenzisana ne-Central Data Warehouse(NHLS), inkqubo yokunika ingxelo (kulwenziwo lwe-daily pathogen report) iye yaphucuka kananjalo yenziwa ngokuchanekileyo. Oku kwakhona kubonisa ukuncitshiswa kwe-HAI.

Ngo-2011, kwaqhambuka izifo kodwa uphando olubanzi kwi-MRSA ngokuphathelele neqonga le-orthopaedic lifuna ukuba kuphononongwe iinkqubo zotyando neenkonzoz ezicocekileyo esele zilungisiwe

kungoku nje. Izinto ezingumonakalo (strains) zazibhalwe zabonisa ukufana kangomlinganiselo ongama-85%. Kwakukho uphando olwendeleyo kwi-Pseudomonas aeruginosa – ukuxhathisa okumandla kwisibulali-zintsholongwane kwiYunithi yaBatshileyo kwizinto ezinokwenza ezikhula ngenxa yeemeko ezithile egazini (blood cultures) kwaye zibe neziphumo ezibonisa umlinganiselo ongama-76% wokubulala. Ngoku ke sele zilawulwa kwaye ziyinxalenye yophando.

I-UIPC ibonisiwe kwaye ithathe inxaxheba kwimicimbi eliqela ephathelelene ne-IPC e-TBH ngo-2011, kuqkwa:

- iGlobal Hand Hygiene Day njengoko kucetyisiwe yi-WHO, eyayigxininisa kwindima eyenziwa kukucocwa kwezandla ukuthintela yi-HAI.
- iProvincial IPC Day, kwakuphunywe ukuya kumcimbi wonyaka ukususela ngop-2008, liqonga lokubonisana ngemibandela etshis'ibunzi ezikwi-IPC (kwakukho abathunywa aba-150).

Umthombo: Zonke iinkcukacha zigcinwe kwi-SUN SQL Server kwaye ziyafumaneka kubaphandi abavunyiweyo ukuze zicubungulwe nangakumbi.

Izalathisi:

ISebe lezeMpilo 2007 *The National Infection Prevention and Control Policy & Strategy. National Department of Health, Republic of South Africa.*

ISebe lezeMpilo 2011 *National Core Standards: for Health Establishments in South Africa. National Department of Health, Republic of South Africa.*

Izimvo

I-UIPC iyunithi encinane kakhulu engenabasebenzi baneleyo, ingakumbi kulawulo lophando, uqeqesho nolweenkcukacha. Ngaphandle nje kokunganeli kwabasebenzi abasigxina, i-UIPC iqhube kakuhle kakhulu nemisebenzi yayo ngala maseko – sibonelelo inawo.

UPhuculo lwezibonelelo

Ngo-2011 i-UIPC yathengela uMnxulumanisi wezoQeqesho kunye neGosa eliphezulu lezoNyango, iprojekthi yeSURMEPI iiprinta.

Iinkqubo zokufikelelisa iinkonzoz kuluntu

Abasebenzi bayimele i-UIPC njengelungu lenkqubo yoluntu elikwiiNGOs zaseKapa: TB/HIV Care Association kunye neTADSA. Ukwangeza koku, i-UIPC yaba noSuku lwayo lwesine lwe-IPC (INKomfa) kwi-Faculty of Health Sciences ngomhla we-18 ku-Oktobha 2011 apho kwakukho abantu abali-180

ababesuka kumaziko angama-41, isikakhulu esuka kwiPhondo leNtshona Koloni.

Intsebenziswano

Isizwe:

Umsebenzi oqhubekayo kunye neSebe lezeMpilo: uRhulumente weNtshona Koloni, iSebe lezeMpilo leSizwe, neKomiti ye-IPC yePhondo leNtshona Koloni.

Intsebenziswano eqhubekayo neHSRC.

Izizwe zehlabathi:

I-UIPC ngundlunkulu we-Infection Prevention and Control Africa Network (ICAN) enamalungu ali-107 kungoku nje avela kwizizwe ezili-10 zase-Afrika. UProf Shaheen Mehtar ngumseki kwanoSihlalo we-IPCAN. Ukunaba kwemfundo noqeqesho ndawonye neprojekthi ezihlanganyelweyo eziquhubekayo.

I-Program for Appropriate Technology in Health (PATH), Washington, DC: uphando oluxhasiweyo

i-CDC/PEPFAR: uphando oluxhasiweyo

i-URC/Namibia: iinkqubo zongenenelo zoqeqesho ezixhasiweyo

i-UC Berkeley, USA: imisele intsebenziswano kwiinkqubo zoLuntu/iNtatho-nxaxheba kuPhando nobambiswano kwezemfundo.

i-University of Alberta, Canada: imisele intsebenziswano kwiinkqubo zoLuntu/iNtatho-nxaxheba kuPhando nobambiswano kwezemfundo.

I-Hospital Infection Society ibonelela ngeebhasari kubafundi abaza kungenela izifundo zeDiploma ezilandela izidanga zokuqala kwi-Post Graduate Diploma in Infection Control course

Utyelelo kumazwe aliqela eSADC (kuqukwa elaseSwaziland nelaseNamibia) ngenjongo yoqeqesho nophicotho kwi-for IPC.

ICandelo labuCalala:

IMedi-Clinic: ukuxhotyiswa ngezimali kwesikhundla soMnxulumanisi wezoQeqesho lwe-IPC ukuba yandiselwe eminye iminyaka emibini de ibe ngu-Agasti 2014, kunye neyomcebisi we-Medi-Clinic kwimicimbi ehambelana ne-IPC.

Inkonzo yebhunga neekomiti:

iWHO Task Leader: task group on Decontamination & sterilization

iWHO core group member on Patient Safety Global Alliance

iWHO Chair of subcommittee; Safety Injection Global Network.

iMRC Grants Committee

iNational Advisory Committee on Immunization

iNational Advisory Committee on IPC

Pirovincial IPC Committee:

iWorking Party on Waste Management

iWHO/ SIGN- Chair of meeting on Injection Safety

iWHO/SIGN- Chair of Best Practices in Phlebotomy

iTBH Infection Control Committee

iCentre for Infectious Diseases- SUN

iChair. Infection Prevention and Control Africa Network

iCommittee member: TB/HIV Care Organisation, Cape Town

iCommittee member: TADSA, Cape Town

Okuphunyeziweyo

Iprojekthi:

I-UIPC ithe gqolo izibandakanya nemiba ephathelele kwezemfundo kwangokunjalo nophando lwezonyango oluqhubekayo. Iprojekthi zoqeqesho zongenelelo ziquka: Ukomelezwa kweTB-IPC kumaziko kawonkewonke eNtshona Koloni, ukomelezwa kweTB-IPC eSwaziland, neStellenbosch University Rural Medical Education Partnership Initiative (SURMEPI). Icandelo le-IPC lenkqubo yeSURMEPI lijolise kuphuhliso lwezakhono ze-IPC kubasebenzi bononophelo lwezempilo emaphandleni, ukuyilwa ngokutsha koqeqesho lwe-IPC kubafundi bezonyango abenza izidanga zokuqala kwanokukhuthazwa koqeqesho kubafundi abenza izifundo ezingaphezu kwesidanga sokuqala kwizifundo zonyango kwanophando kwi-IPC. Yiprojekthi eminyaka mihlanu eya kuthi isebenze neSikolo soNyango saseMaphandleni seYunivesithi yaseStellenbosch kwiSithili iCape Winelands.

Okupapashiweyo

uSissolak D, Marais F, and Mehtar S (2011) TB infection prevention and control experiences of South African nurses – a phenomenological study. BMC Public Health, 11: 262.

Mehtar S, Marais F, and Aucamp M (2011) From policy to practice – education in infection prevention and control International Journal of Infection Control, doi: 10.3396/ijic.V7i2.016.11 (in press).

Ulwandlalo-nkcukacha:

i-UIPC yenzwa ulwandlelo lwamaphepha aliqela kwiinkomfa zeli, ezesizwe nezeZizwe zeHlabathi.

UkuFundisa noQeqesho

I-UIPC ize nothotho lweekhosi zoqeqesho eziphathelene ne-IPC kwiphondo, isizwe nakwiziwe zehlabathi. Iikhosi kunye ne-student numbers kuqukwa: iiModyuli zeDiploma yasele besenza izifundo ezilandela isidanga sokuqala kwi-Infection Control (n=4); Ezona zinto zibalulekileyo kwi-IPC (n=23); i- Introduction to IPC for Healthcare Managers (n=19, TBH); Ukwaziswa kwe-IPC kubasebenzi bononophelo lwezempilo(n=5);Ukunqanda ukosulela kwanokuthintelwa kweentsholongwane : Isiseko (n=13),kwi-Intermediate(n=17), kwane-Advanced SSD(n=5); uQeqesho loMqeqeshi kwi-IPC (n=11); ITB-IPC yaBasebenzi baseLebhu(n=19). Iikhosi ezenzelwa abasebenzi baseTBH, kwabazimaseleyo kuquka: Uqeqesho lwe-IPC lwabafundi abenza izifundo zokonga kunyaka wokuqala (n=300), Uqeqesho lwe-IPC kubafundi benzululwazi yethiyetha (n=10), KwiMimiselo yoLawulo lweZigulana ezineTB yemiphunga (n=70), Ucoceko lwezandla(n=34), uQeqesho kwiMasisi (n=55),Uqeqesho lwe-IPC kubasebenzi abancedisayo kwanabacoci (n=81), abafundi abenza izifundo zonyaka wokuqala kwiRadiyografi (CPU n=37),abafundi bononophelo lwabagula kakhulu nabachacha kumonzakalo (WCCN n=10), nabafundi abenza umsebenzi we-ofisi othe xhaxhe koweSiseko kwezoKonga ,iYunivesithi yaseStellenbosch neCPU (n=12).

I-UIPC iye yalusa abafundi aba-6 abenza izifundo ezikwinqanaba leeMasters kwizifundo zoKonga abasuka kwiYunivesithi yaseStellenbosch.


ICANDELO ELIPHANDA NGOKUFA

Icandelo eliphanda ngokufa

Shabbir Ahmed Wadee

IsiShwankathelo

Ukusuka ngowoku-1 kuJanyuwari ukuya ngowama-31 kuDisemba 2011, zingama-2 754 izidumbu ezingeniswe kwiLebhu ephanda ngokufa komntu, iTygerberg Forensic Pathology yeenkonzo eziphanda ngokufa komntu eTygerberg Academic Complex. Abali-1 509 kwaba, yayingabasweleke ngendlela engaqhelekanga, ize abangama-821 ibe ngabasweleke ngendlela yesiqhelo, ize engama-382 imizimba kusaphandwa ngayo ukuba kwenzeka ntoni. Bonke abo basweleke ngendlela ekrokrisayo basajongwa ukuba kanye kanye kwenzeka ntoni nabanye kwabo basweleke ngendlela yesiqhelo benziwa utyando olusemthethweni nolupheleleyo nophando olulodwa novavanyo luyenziwa xa kukho imfuneko. Ngexesha lotyando kuthathwa ithishu igcinwe ukwenzela imivuka nembali yento eyenzekileyo, oko kusenziwa yintloko ye-medical technologist kwilebhu yangaphakathi yezinto ezenzekileyo. Ithishu ithathiwe kwizidumbu ezili-1 100 kwiZiko leeNkonzo eziphanda ngokufa komntu eTygerberg, okanye emoshuwari, ize ezili-103 izidumbu ezithunyelwe ngamanye amaziko (ezingama-71 bezivela ePaarl, zi-5 ezivela eStellenbosch, zili-10 ezivela eWorcester zize zibe li-17 ezivela eGeorge), kuquka iziganeko zemizimba eli-1 203 iyonke. Kangangokuba ngenxa yoko, kwenziwa iibloksi ezili-16 748 zisenziwa eTygerberg, ezingama-357 zenziwa ePaarl, ezingama-50 zenziwa eStellenbosch, ezili-109 zenziwa eWorcester ezingama-287 zenziwa eGeorge. Ezili-15 893 zeHaematoxylin & Eosin (H&E) ezo zophele ngaphakathi zenziwa eTygerberg, ezingama-357 zenziwa ePaarl, ezili-50 zenziwa eStellenbosch, ezili-109 zenziwa eWorcester ize ezingama-287 zenziwe eGeorge. Ezingama-234 zizonke izophele ngaphakathi ngokukozizodwa ezilungiselelwa imivuka zenziwa xa kwakufunwa oyena nobangela wokufa. Kwimizimba apho ingozi isentloko, kwithambo lomqolo nezinye iindawo ezinxulumene noko, iindawo ezithile ezikhethiweyo apha ebuchotsheni zathathwa zagcinwa kangangeeveki ezintathu ukuze zimane zikhethwa zisikwa iveki neveki zize zigcinwe kangangeveki ziingcali iiNeuropathologists, uProf. Richard Hewlett noGqr Dan Zaharie. Eyili-148 imizimba enjalo ijongwa ngocoselelo apha ebuchotsheni ngokusikwa kwesicucu, neethishu zenziwa kulungiselelwa uvavanyo xa kukho imivuka



apho kukho imfuneko yoko. Abafundi bezonyango abenza unyaka wesine, abafundi bonyango abakhethiweyo, nabafundi basegesini, neengcali ze-anatomical pathology kunye nezinye iingcali ezijikelezayo, ezinye zafakwa zaqeqeshwa kolu phando lwenziwa kulo mzimba. Ukongeza iseshini eyenziwa qho ngenyanga liCandelo leNeurosurgery yenziwa, ngoncedo lweNtloko, uProf. B. Hartzenberg nabafundi kunye nabasebenzi bezonyango. Ngo-2011, angama-57 amaxwebhu ophando amkelwayo ukuze aphindwe okwesibini. Ezinye iziphumo zoqhaqho zazenziwe kwiCandelo, ngeli xesha amanye amadokethi ayethunyelwe kwenye ingcali kwiindawo ezingaphandle ukuze iphinde ijonge. Ezazithunyelwe ingezizo ezalapha zenziwe liCandelo loTshutshiso kunye nabophando namagosa ophando eenkonzo zamapolisa eMzantsi Afrika. Kulo nyaka ali-118 amangqina afunyenwe ngabasebenzi bonyango abaqeqeshiweyo ukuze aye kuma kwiNkundla ePhakamileyo neyeNgingqi. Abasebenzi abaqeqeshiweyo kuya kufuneka ukuba babonise ubungqina bobungcali obuvela kutyando lwesidumbu obenziwe liCandelo. Ibe ngama-416 iintetha ezenziwe ngomnxeba nezihoywe liGosa lezoNyango kwiCandelo zibe ngama-30 iindawo zexhwayelo eziphandwayo apho iziganeko zolwaphulo mthetho okanye nezokufa kwabantu zezeke khona. .

Abasebenzi

IZITHUBA (ZESIGXINA)	INANI	EZINABANTU
INTloko yeSebe kwiCandelo lezoNyango	1	1

IZITHUBA (ZESIGXINA)	INANI	EZINABANTU
INtloko yeYunithi ezoNyango	1	1
INgcali ePhezulu	1	1
OoGqirha abaziiNgcali	6	6
Medical Officers AmaGosa oNyango	2	2
INtloko yobuxhakaxhaka bezoNyango	1	1
UMncedisi waseLebhu	1	1
UMchwethezi omkhulu	1	1
IGosa loLawulo	1	1
UMabhalana omkhulu	1	1

IZITHUBA (ZESESHINI – ZINGAPHI IYURE NGEVEKI)		
IZITHUBA	INANI	EZINABANTU
IiNgcali (ezikheselayo)	3	Iiyure ezi-4 ngeveki

IZimvo

Ngenxa yokwanda koluntu kule ndawo nezinga eliphezulu lokubulalana kwabantu nokungqubana kweemoto, ngoko inani loqhaqho lwezidumbu liyaqhubeka liyanda. Ezi ndawo zilandelayo iPaarl, Stellenbosch neWorcester zityandelwe izidumbu ngenxa yokuba amagosa enza oko kwezo ndawo ebeseholideyini, naxa kukho imfuneko yokuba kwenziwe oko.

Njengoko amanani ezidumbu eziza kutyandwa esiya esenyuka kwakunye neengcali zogqirha abakuqeqesho besanda, kukho ukunyuka kwezi zinto zonke ngexesha elinye kwimbali ekhoyo yoku.

UPhuculo lwezibonelelo

Uqeqesho lwamagosa asebenza ngophando lonobangela wokufa leyo yinto eqhubekayo, kuquka ukunikezelwa kwezakhono noqeqesho kwezobuchwephesha. Oku kwenziwa ziingcali ezizisiniya zihlangene neCandelo eliphanda ngonobangela wokufa, Ifakhalthi yeNzululwazi ngezeMpilo kunye neYunivesithi yaseKapa.

Abantu abebengabacebisi ekulungisweni kweziko lokugcina imizimba iTygerberg Forensic Pathology Facility yiNgcali eyiNtloko, uProf. Wadee, nengcali ekhokela ezinye iingcali uGqr Johan Dempers, nengcali eyisiniya, uGqr Lene Burger.

Njengalungu lekomiti leNational Forensic Pathology Services Academic, uProf. Wadee, iNtloko yeCandelo iye kwiintlanganiso ezahlukeneyo ezingaphandle kwimida yeKapa wathatha inkxaxheba kuphicotho kwi-national Code of Guidelines Forensic Pathology Practice in South Africa. Oku kongeziwe kwiintlanganiso ezibanjwa qho kwiinyanga ezintandathu zeKomiti yeNational Forensic Pathology Services, ebanjelwa ePitoli. Ezi ntlanganiso kuyayiwa kuzo kusetyenziswa oko kusenziwa kubanjiswene neNational Forensic Pathology Service Directorate KwiSebe leSizwe leZempilo, lintloko zecala lophando ulwaphulo mthetho olunesidumbu ezisuka kweziFakhalthi yoNyango neNzululwazi ngezeMpilo nabanye abadlala indima apha.

Iinkqubo zokufikelelisa iinkonzo kuluntu

UGqr JJ Dempers wenza iPathology Travelling Seminar kwiidolophu ezininzi zeli lizwe. Isemina yathakazelelwa abantu bayibunguzelela.

UGqr EH Burger unikezele nge Fomu eyazisa ngokusweleka komntu egcwaliswayo njengomsebenzi kubafundi abafundiswa umsebenzi kwisibhedlele iTygerberg. Iintetha ezifana naleyo zenziwa kusetyenziswa neMedical Research Council esezibhedlele, ezikarhulumente nezizimeleyo, eNtshona Koloni.

INTsebenziswano

Eli Candelo libandakanyeka ngokumandla kuPhando lwePASS/Safe Passage ngeziphumo zotywala kwabakhulelweyo kunye nokufa kweentsana nezalwa sele zingasekho. Olu lubambiswano phakathi kwe-Anatomikhali Patholoji, Neuropatholoji, neengcali zeentsana nezibelekokwakunye neengcali zezigulo zabantwana kwiFakhalthi yeZonyango neNzululwazi ngeZempilo kwidyunivesithi yase Stellenbosch, kunye nePatholojineNeuropatholoji amacandelo edyunivesithi yaseHarvard eBoston, iingcali zengqondo nezigulo zabantwana ngamacandelo akwidyunivesithi ese Columbia eNew York, Amacandelo ePatholojikwiyunivesithi eseMantla naseMazantsi eDakota, uMntla noMzantsi weDakota, e-USA.

Okuphunyeziweyo

Zine izinto ezibhaliweyo ezamkelwayo zaze zapapashwa kwiijenali ezithembekileyo kweli nakwizizwe ngezizwe.

UkuFundisa noqeqesho

Abangekathweswa sidanga:

Ngo-2011, bali-114 abafundi beMBChB IV babe ngama-65 abafundi beMBChB V abaqeqeshiweyo kwimodyuli yeForensic Medicine kwabangekabi nasidanga. Abahloli abajikelezayo kwiiveki ezi kubafundi beMBChB IV nabo kwenziwa utshintsho kubo baze benziwa kuba benze into enye. Imodyuli zabafundi abangekabi nasidanga kuquka amaqela amancinci atyhutharishwayo amalunga ne-10 ukuya kwi-12 labafundi abachitha iiveki ezimbini kwiCandelo, besiya kumaqela okufundisa afuna unonophelo. Oku kwaba yinto yokuqala eyenziwayo ngabasebenzi basedyunivesithi bencediswa ngabasebenzi base-admini. Abafundi abangekabi nasidanga bayamkela ngomoya omhle ingxelo malunga nemodyuli, ababeyithenjise iCandelo neFakhalthi yoNyango neNzululwazi ngeMpilo.

Abasele bethweswe isidanga:

Zintandathu iingcali abe mabini amaGosa eMpilo kwiCandelo lokuphanda ulwaphulo mthetho olunesidumbu benze uqeqesho oluya kuqala kunyaka woku-1 ukuya kowe-IVwoqeqesho kubungcali kuphanda lobukhangela unobangela wokufa.

Zimbini iingcali zeCandelo leAnatomical Patholoji ezichithe iinyanga ezimbini ngengeengcali ezijikelezayo kubafundi abenza imogyuli yendlela yokutyanda isidumbu kubafundi abasele benesidanga. Bebejongwa beqeqeshwa ziingcali ezizisiniya kwiCandelo leForensic Pathology.

Zimbini iingcali eziphumelele iMMed Forensic Pathology iSigaba 1.

Zimbini iingcali eziphumelele iForensic Pathology isigaba 2/F C For Path.

(SA) kunye neKholeji yeForensic Pathologists kwiiKholeji zoNyango zaseMzantsi Afrika.

Imoshuware i-FPS Tygerberg Medico-legal yasetyenziswa njengendawo yoViwo olulutyando lwesidumbu lokugqibela lwabafundi beMMed Anatomical Pathology isigaba II olu viwo lwenziwo ngentsebenziswano noncedo lwabasebenzi base-admin.

Abachongiweyo:

Abafundi abachongiweyo batyhutharishwa baqeqeshwa ngabasebenzi bezonyango kwicandelo.

Bathathu abafundibezonyango bangaphakathi

abachongiweyo kwiFakhalthi yezoNyango nenzululwazi ngezeMpilo, bathathwa ukuba benze inkqubo yango-2011 kwidyunivesithi yaseStellenbosch.

AmaGosa ePhatholoji yeForenzikhi:

Uqeqesho lwabasebenzi abatsha betekhnoloji yinto eqhubekayo, kuquka izakhono kunye noqeqesho kwinkcukacha ngetekhnoloji. Oku kwaqalwa ngokuhlangeneyo liCandelo leForensic Medicine, iFakhalthi yenzululwazi ngeMpilo neYunivesithi yaseKapa.

Ukulandela abasebenzi abanamava bejonga indlela abasebenza ngayo (Job shadowing exposure):

Bathathu abafundi besikolo semfundo ephakamileyo kwiCape Town metropole abachithe ixesha belandela abasebenzi abanamava bejonga indlela abasebenza ngayo senza kwiCandelo leHistology Lab. Bafumana ithuba lokubona nokwazi ezinye izinto zeForensic Medicine nothatha ubuGqirha njengekhondo lemfundo amabalikhethe.

Okube phambili

- UGqr J Dempers –owamisela i-IAP National Travelling Forensic Seminar ngo-2011
- UGqr Lene Burger oqeqeshe abafundi kwiphondo ngo-2011 ngokugcwalisa kweFomu eyazisa ngokufa komntu xa kungoku usebenza kunye neNational Committee on Civil Registration neVital Statistics kuquka iStats SA, ISebe leMicimbi yeKhaya neSebe leZempilo neQumrhu loPhando ngNyango olwenzelwa inkqubo yesizwe.

ICANDELO LE-MEDICAL IMAGING NE-CLINICAL ONCOLOGY

Icandelo le-Medical Imaging and Clinical Oncology

Prof Annare Ellman

IsiShwankathelo

I-Nuclear Medicine isabandakanyeka kuzo zonke iinkalo zethu zomsebenzi ophambili, ezizezi, uziso lwenkonzo, ukufundisa noqeqesho nophando. Oogqirha abaliqela, oososayensi neengcali zerediyografi zase-Afrika zafumana uqeqesho emva kwezidanga zokuqala. Nakuba intsebenziswano ekukudala ilindelwe kunye nabe-International Atomic Energy Agency, sasibandakanyeka kwiinkqubo eziliqela ze-IAEA, umzuProf Rubow weprojekthi yoMzantsi Afrika wayeyinxalenye yeprojekthi yerediyografi yokuphucula iinkqubo ze-radiopharmacy eAfrika. Uziso lwale nkonzo lusenzima ngenxa yokuba kunqabe abasebenzi kwanezixhobo.

Abasebenzi

IZITHUBA (ZESIGXINA)	INANI	EZINABANTU
uProfesa / INgcali yoNyango eyiNtloko	1	1
Ingcali	2	2
IRejistra (Inani kuphela)	3	3 + 2 abongezelelweyo
Radiopharmacist	1	1
IiRediyografa (umlawuli oncedisayo)	1	1
Radiographers chief	4	4
Radiographers senior	6	6
Radiographers community service	3	3

Isiphumo

IINDIDI ZOPHANDO	AMANANI
i-Cardiac: GSPECT	1107
i-Cardiac: Myocardial Perfusion Scintigraphy	1029
i-Cardiac: Ventricular Function	103
i-Cerebral Perfusion Studies and Receptor Imaging	65
I-Flow Studies /	232
i-Gallium Scintigraphy	31



IINDIDI ZOPHANDO	AMANANI
I-Gastrointestinal and Hepatobiliary studies	123
I-Haematologic studies	17
I-Infection Imaging	73
I-Lung Scintigraphy: Perfusion	111
I-Lung Scintigraphy: Ventilation	146
I-Lymph Imaging	118
I-Miscellaneous Scintigraphy	155
I-PET/CT studies	382
I-Renal Scintigraphy	29
i-Renal: GFR Measurement	90
I-Renography	236
i-Renography: Transplant	63
I-Skeletal Scintigraphy /	1648
i-SPECT/CT Studies	701
i-Thyroid Clinic First Visit	257
I-Thyroid Clinic Follow up	531
I-Thyroid I 131 Therapy	185
I-Thyroid Scintigraphy	273
I-Thyroid Uptake	272
i-Thyroid: Whole Body Iodine Scintigraphy	39
i-Endocrine (enye)	69
I-Tomography (misc)	1471
Zizonke	9556

Izimvo ngesiphumo

Ngo-2011 inani lezigulane landa nge-15% ize iinkqubo nazo zilingane ne-15%. Inani lezigulane zabucala (H2,H3, zabucala) landa ngenye i10% ngo-2011, loo nto isenza ii-invoysi ukuba zifikelele kuma-R872192, ukunyuka ke oko kungumlinganiselo ongama-27%

Kuyaqhubeka ukuskena nge-PET-CT kwicandelo lomsebenzi wabucala ePanorama, kwaye kubonisa ukunyuka ngokokukhula okungaxamanga phaya ngo-2011, ngomlinganiselo ongama-24% ongezelekileyo ophando olwenziwa ngo-2011 kunaxa kuthelakiswa no-2010. Ukusuka phakathi ku-2011, landa inani lezikenzi zeMUGA zokuvavanya iventricular ejection fraction ngaphambi nangasemva kokwenziwa kwekhemotheraphi, ingakumbi kwizigulane ezifumana amachiza ekhemotheraphi.

Isaqhubeka intsebenziswano kunye namahlakani ezonyango ngokuthatha kwawo inxaxheba kwiintlanganiso ezahlukeneyo neRadiology Oncology, Pulmonology, Haematology, Radiology nePsychiatry. I-Nuclear Medicine iseliziko elenza i-SA Datscan nophando kwi-SISCOM, into egqibela ngokuthunyelwa kwezigulane ezisuka eGauteng.

Lwarhoxiswa kakhulu ngomlinganiselo oli-13% ubhukisho, nangona oku kubonakala kuhle kwi-15% ngo-2012. Ukongeza koku i-11% yophando olwenziwayo azange lugqitywe nge kwakubonwa umntu omnye owayekho, into ke leyo eyabangela ukhula kwi-15% - ngeli xesha iqhelekile le nto kuphando olungephi, kodwa akumelanga ukuba kube njalo ngalo lonke ixesha. Eli candelo lijongene nenani leengxaki eziphathelene nobhukisho lwezigulane ngenxa yeqela lezinto ezibandakanya iingxaki ezijongene nazo izigulane ezimana ukuza kwesi sibhedlele, malunga nezothutho (ingakumbi abo basuka kwimimandla engamaphandle). Ukuze kuncitshiwe oku, kwenziwa iinzame ezinkulu ngabasebenzi batsalela izigulane ukuqinisekisa ngemihla yokuza esibhedlele kananjalo baqinisekise ukuba ziya kufika kwangexesha zizilungiselele zonke izinto zazo ezifunekayo zilungele noxilongo kananjalo.

I-Medical Physics

INTloko yeCandelo: Gqr Wilhelm Groenewald

IsiShwankathelo

Kwisithuba sonyaka odluleyo iCandelo leMedical Physics laba negalelo elibanzi ekusetyenzisweni kwe-ionising radiation nasekuqeqesheni malunga

nokusebenza kwe-radiation esibhedlele nakwi-Fakhalthi. Amagalelo aphawulekayo aquka uku-bandakanyeka kweengcali zephysics zonyango ekucwangcisweni kwe-PET/CT Centre yeNtshona Koloni nasekusetyenzisweni kwe-software entsha kwizigulane ezikwi-CMS patient planning computers in the Radiation Oncology Division. I-Medical Physics yayifeza inkonzo emiselweyo ebhekiselele kwiRadiation Oncology, Nuclear Medicine and Diagnostic Radiology Divisions, ukugcina inkonzo yera-diation monitoring eyenziwa kubasebenzi abasebenza ngeradiation esibhedlele kwanokubeka iliso kwizixhobo ukuze zisetyenziswe ngokukhuselekileyo zeLASER. I-Radiology physics neMedical physics zazifundisiwe kwiirejistra, kubafundi abenza ifkiziki nabafundi abenza irediyografa.

Kwizizwe zehlabathi abasebenzi bethu bathatha inxaxheba kwiinkqubo ze-IAEA (International Atomic Energy Agency) kwiLizwekazi laseAfrika. Kwaye kwayiwa kwiqela leekhosi kunye neentlanganiso. Ambasebenzi bathatha inxaxheba ngokupheleleyo kwimisebenzi yeeprojekthi ezimbini ze-IAEA, oko kkt "Medical Physics to support cancer Management on the African Continent" nakwi "Information and Communication Technology on the Continent".

Abasebenzi

IZITHUBA (ZESIGXINA)	INANI	EZINABANTU
UManejala oPhezulu we-Medical Physics	1	1
UManejala oliSekela	1	1
UManejala oNcedisayo:	1	1
I-Medical Physicist:	2	2
I-Medical Physicist eyi-intern:	1	1
UChwepheshe weLebhu yeRadyoloji:	1	5/8 Contract
UChwepheshe we-zoNyango	1	1
IRedyografa	2	1
IGosa eliNcedisayo leeNkonzo:	1	1
Unobhala:	1	1

ISiphumo

ICANDELO LE-MEDICAL PHYSICS AND DOSIMETRY	
linkqubo zokulawula umgangatho kwiiyunithi zerediyografi	260
Zaye zajongwa izicwangciso zokunyanga izigulane	2659
Zaye zajongwa iitshathi zonyango zezigulane	2283
Abamkelwe kwi-Radionuclide	16
Iimontors zeRadiation ezakhutshelwa abasebenzi baseTBH	5200
I- In vivo diode dosimetry system calibrations	150
Kwenziwa iimvavanyo zokubona ukuzinza kwemeko nge-dosemeters	12
linkqubo ze- Brachytherapy zaye zajongwa	606

I-NUCLEAR MEDICINE

Kwenziwa iimvavanyo zokubona ukuzinza kwemeko nge-dosemeters	312
linkqubo zokulawula umgangatho	1650

ILEBHU YE-RADIATION TECHNOLOGY

i-Alloy shielding filters	6
Gips afdrukke / Plaster impressions	10
Ii-Bite blocks	60
Ii-wax ups	20
Izixhobo ezizodwa	6

Izimvo zesiphumo

Ngenxa yokuba iMedical Physics ingumzisi-nkonzo kwi-Nuclear Medicine, Radiation Oncology and Diagnostic Radiology, inani leenkqubo zeMedical Physics ibonwa ngokwenkqubo zamacandelo akhankanywe ngasentla.

I-RADIATION ONCOLOGY**INtloko yecandelo (ibambela):
uGqr Magda Heunis****IsiShwankathelo**

Eli candelo lineenkono ezibanzi ze-onkholoji kuqakha neRadiosurgery, unyango ngeProton Beam kunye nonyango lwe-neutron ngokombutho we-iThemba LABS.

Abasebenzi

IZITHUBA (ZESIGXINA)	INANI	EZINABANTU
iProfesa	1	0
INtloko yeYunithi yo-Nyango	1	1
Ingcali	4	4
iRejistra	5 +2 (ozon-gezelweyo)	7
Amagosa ezonyango	6	6
iRediyografa	22	20 + 1 izikhundla zekhon-trakthi

IZITHUBA (EZISESHINI – ZINGAPHI IYURE NGEVEKI)

	INANI	EZINABANTU
Izikhundla ezongezelweyo	1 (20 iiyure ngeveki)	1 (20 iiyure ngeveki)

Isiphumo**IINKQUBO ZASETHIYETHA**

Izigulane esitsha ngonyaka:	1 750
Izigulane ezingalaliswayo ezabonwayo:	18 184
IiKliniki zobungcali:	6
Abangeniswa esibhedlele:	1 532
linkqubo zaseThiyetha:	181
Izigulane ezazilungiselelwe:	2 283
Izigulane ezenziwe i-Simulated neziye zaskenwa:	3 680
Amanani-nkcazo eematshini (iqela leenkalo zonyango):	59 953
I-Chemotherapy administrations:	7 377
I-S-tube insertions (iithuyetha eziseX-block):	116
-I-S-tube treatment procedures:	606

Inkqubo ebizwa ngokuba yiLivelink egcina iirekhodi yaqaliswa njengenkqubo enguvulindlela e-Onkholoji. Kwaye kwakho into ebubungqina ebonisa ukuphumelela okukhulu kwanelinki kwinkqubo yesibhedlele iTygerberg. Ukwandiswa kwale nkqubo kusalungiselelwa.

Izimvo ngesiphumo

Iziphumo ezibhekiselele koomatshini azinikwanga

kakuhle ngenzayokunqongophalakweeredoyigrafa; into eye yenza ukuba kubekho izintlu eziliqela zabalindileyo.

Iziphumo eziphathelele kwikhemotherapy zincinane ngenxa yoikungabikho kweenkqubo "zangoku" ze-onkholoji; ukungabikho kwendawo, ukungabikho koosista abaqeqeshelwe i-onkholoji kwanokusetyenziswa kweeshedyuli zakudala zamachiza.

Iziphumo ngokubhekiselele kwezophando nezinto ezipapashiweyo zinqongophele ngenxa yokungabikho kwezakhono kakuhle.

I-RADIODIAGNOSIS

INtloko yeCandelo: Prof Richard Pitcher

IsiShwankathelo

Ngalaa nyaka kwavavanywa abangama-175,298, oko kulinganiswa ne-9.1% ukunyuka kweenkonzo zonke ezenziwayo. Wonyuka umthwalo owenziwa emva kwexesha lomsebenzi nge-13.8%, nangophando olwenziwayo olulingana nama-62,523 – 35.5% lawo wonke umsebenzi owenziwayo emva kwexesha lomsebenzi.

Ingcali eyongezelelweyo engugqirha yaqeshwa isigxina.

Amaxesha okuskena e-MRI aye andiswa de angaphaya kwamaxesha esiqhelo omsebenzi, oko kuquka nokwenziwa komsebenzi phakathi kwe-16h00-19h00 ooLwezibini-ngooLwezihlanu. Acuthiwe amaxesha ezigulane ze-MRI ezingalaliswayo lacutheka kwiintsuku ezili-13 laya kutsho kwezi-7 inani leentsuku.

Le nkonzo yaye yandiswa ukuze ibandakanye indlela yokusetyenziswa kweskena se-Yunithi yokuNgxamisekileyo ngexesha lesiqhelo lomsebenzi. Ixesha lokulinda labaguli ukuze baxilongwe ngeskeni iCT scan siwanciphisile amaxesha ukusuka kwiintsuku ezili-10 ukuya kwezi-3 zokusebenza ize amaxesha okulinda ezigulane zangaphandle acutheke ukusuka kwiintsuku ezingama-40 ukuya kwezili-13 zokusebenza.

Eli Candelo lafuna oomatshini be-ultrasound abatsha ababini abaya kukhuthaza ekwenzeni umsebenzi omninzi ngaxeshanye kulo nyaka uzayo, ingakumbi ngokumayela nenkonzo eyenziwa yi-ultrasound.

Eli Candelo liyaqhubeka lixhamla kwiingcebiso zemfundo zikaProf Jan Lotz, owongezelelweyo kwi- Ad Hominem Associate Professorship exhaswa ngezimali yi-Private Radiological Fraternity yoMzantsi Afrika.

Eli Candelo laba nethamsanqa elikhulu lokuba libe nenkonzo eyenziwa nguGqr David Legge, ingcali yerediyoloji engulrish eyayisebenza kwiCandelo eli ngokuzithandela isithuba seenyanga ezi-6, kananjalo esebenza inkonzo yobeko-liso kwezonyango kwiirejistra ezenza –vascular rotation, yathatha umhlala-phantsi.

Isibonelelo seSebe leMfundo lenze amalungiselelo okuba kuqeshwe uProfesa Richard, kodwa ingqesho ingabisosigxina, onqkubo yakhe yokufundisa neyokubeka iliso kwezonyango iyabalaseleyo ukuze kukhuthazwe uqeqesho kwi-neuroradiology esebenzisana noProfesa Hewlett onefayuli ende yokufundisa kwi-neuroradiology kweli Candelo lethu le-digital archive.

Abasebenzi

IZITHUBA (EZISIGXINA)	INANI	EZINABANTU
Ingcali eyiNtloko/uP-refesa oNcedisayo	1	1
Ingcali ezongezelelweyo eyintloko /uProfesa oNcedisayo	1	1
Iingcali eziziintloko	0	0
Iingcali	8	8
IiRejistra	20	20
Iirejistra ezongezelweyo	2	2

IZIKHUNDLA ZEESHINI ZEINGCALI (IYYURE NGEVEKI)		
	INANI	EZINABANTU
Iingcali	1 (5 iiyure)	1 (5 iiyure)
Amavoluntiya	1 (20 iiyure)	1 (20 iiyure)
iZikhundla ezifana nezisigxina		

Isiphumo

2011	
I-CT Scan	18 144 (6,4%)
I-Arteriography/Interventional I-iRadiology	4 292 (-2,9%)
I-Ultrasound	11 773 (5,8%)
Abesifuba	60 488 (7,2%)
Abaxilongo ngokubanzi	67 134 (11,8%)
Uhlolo olulodwa	7 348 (4,6%)
IMamografi	3 159 (56,6%)
MRI	2 960 (15,3)
Inkqubo zoxilongo ezenziwayo zizonke	175 298
Zizonke izigulane	140 479
Izigulane ezilalswayo	50,73%
Ezingalalswayo	49,27%
Abantwana (< 14 iminyaka)	20,46%

IZimvo ngesiphumo

Ngeli xesha amaxesha okulinda e-MRI enciphe kancinane, ukusuka ku-110 ukuya ku-100 ngeentsuku zokusebenza, oku kubonwa njengento elingana ne-15% ukwanda komsebenzi wezigulane nokwenziwa kwenkonzo.

Ukwanda okuphawulekayo kwiziphumo zemamografi asiyonyani kwaye ibonisa nje utshintsho kwindlela yokwenza umlinganiselo wokungena kwi-bilateral mammogram njengokuvavanywa kabini.

I-Nuclear Medicine**Uphuculo lwezibonelelo**

Uphuhliso oluphambili yaba kukufunyanwa kweskena esasingumnikelo se-PET/CT sivela kwi-NTP Radiopharmaceuticals kwaza kwaqaliswa ngoSeptemba 2011 ukwakhiwa kwe-PET/CT centre ngoncedo lwemali eyayivela kwiSebe lezeMpilo. Irediyografa enamava yiyo elawula eli ziko kwaye yayiqeshwe ngoJanuwari 2012.

Enye yeekamera ezaziwa ngokuba yi-head gamma camera yaye yaphuculwa yayi-SPECT/CT system. Oku kwenza iNuclear Medicine yenze i-SPECT/CT scans ukuze zikwazi ukubonwa imigruzuko evelileyo kwii-planar views okanye kwi-SPECT.

Iinkqubo zokufikelelisa iinkonzo kuluntu

I-Nuclear Medicine inenkqubo yokuqeqesha abafundi abaNtsundu. Izicelo zifumaneka qho ngokudibana ne-International Atomic Agency eeqeqesha kwi-Nuclear Medicine yoogqirha kunye nezinye iingcali zesayensi ezisuka e-Afrika, kwanezisuka kubasebenzi ncakasana. Aba bafundi abafumani mvuzo kuRhulumente weNtshona Koloni okanye kwiYunivesithi yaseStellenbosch koko badlala indima ebalulekileyo ekugcineni iinkonzo zonyango kweli Candelo. Ngelishwa ke sineengcali ezimbalwa kwi-NM kwiSibhedlele iTygerberg, isininzi saba bafundi ngabo baye abamkelwa.

Intsebenziswano**Isizwe**

OoProf Warwick and Ellmann babesebenza kwiKhansile ye-College of Nuclear Physicians (CNP) yeColleges of Medicine of South Africa (CMSA), kunye noProf Ellmann osebenza njengoprezidanti we-CNP de yangu-Oktobha 2011, kunye noProf Warwick osebenza njengonobhala wayo ekwasebenza kwi-Senate yeCMSA ukusuka ku-Oktobha 2011. UProf Warwick wayekwalilungu lebhodi yeengcebiso kwi-Neuroendocrine tumours for Novartis. Kwenziwa uphando olwenziwayo ngokuncedisana noProf Stein weCandelo lezeNgqondo e-UCT. UProf s Rubow usebenza kwikomiti yeMedicine Control Council of South Africa.

UProf Ellmann, Warwick noRubow bathatha inxaxheba kwiinkqubo zeNuclear Technologies in Medicine and Biosciences Initiative (NTEMBI), basebenza phantsi kwe-aegis of South African Radiopharmacy njengesakhono esinqabileyo eMzantsi Afrika kwii-NTEMBI.

Bobabini, uProf Rubow noProf Ellman babebandakanyeka kuqeqesho lwabafundi abenza irediyografi e-CPUT

ICandelo labucala

Kukho intsebenziswano entle phakathi kwe-Nuclear Medicine necandelo leenkqubo zabucala leNuclear Medicine. Ubambiswano kunye necandelo lekhonsothiyam ye-PET lwaluqhubeka ngo-2011. Ixesha nexesha iinkqubo zabucala lasebenzisa izixhobo zethu. Oogqirha beli candelo, kuqukwa ne-radiopharmacist, ii-nuclear physicians zaye zamana ukunxibelelana nathi ixesha nexesha zifuna iibono zethu kwiimeko zabo ezinzima. UProf Warwick noProf Ellmann bathatha inxaxheba kwiqela elijongene neenkalo ezininzi ezahlukeneyo ngeenjongo

zokulawula amaqhuma e-gastro-entero-pancreatic neuroendocrine (GEPNET). Lo msebenzi wenziwa ngokubandakanyeka kwamahlakani ebambisene necandelo labucala nezibhedlele zemfundo eziseNtshona Koloni. Kukho imfuneko emandla kwintsebenziswano enjalo njengolawulo lwamaqhuma kuba yeyona nto inobunzima esoloko ifuna amagalelo eengcali zonyango ezahlukeneyo.

Izizwe zeHlabathi

Kukho intsebenziswano eqhubekayo kunye noProf P Dupont we- Laboratory for Cognitive Neurology and Medical Imaging Center, Catholic University, eBelgium. Intsebenziswano ngezonyango kunye neqela labantu abaziingcali kwizizwe zehlabathi kwimisebenzi e vele ibekho ingamiselwanga ekuncediseni abezolawulo malunga neemeko ezinzima nezingaqhelekanga, ayingommiselo usemthethweni ngokupheleleyo.

UProf Ellmann wayemenyiwe kwi-International Atomic Energy Agency ukuze anike iingcebiso ngeendlela zokusebenza nge-Radiation Medicine waza wakho nakwiintlanganiso ezimbini njengenxenye yeqela leengcali zezizwe zehlabathi.

UProf Rubow wayemenyiwe ukuze anike isifundo kwiKhosi yoQeqesho yoMmandla we-Afrika malunga ne-Quality Control and Quality Systems kwi-Radiopharmacy eUganda ngoJulayi 2011, ngokwezibonelelo zecandelo le-AFRA le-International Atomic Energy Agency (IAEA). Njengomnxulumanisi weprojekthi yoMzantsi Afrika, uProf Rubow wathatha inxaxheba njengenxenye kwiNtlanganiso yoNxulumaniso yeProjekthi ethatha umlinganiselo wexesha elithile eliphakathi ye-AFRA Project ethi, "Strengthening and Expanding Radiopharmacy Services in Africa", ngo-Agasti 2011.

Okwaphunyeziweyo

UProf Ellmann waba negalelo ekupapashweni kwe-IAEA kwi-Human Health Series (number 18), esihloko sithi *Nuclear Cardiology: Its role in cost-effective care*.

La maphepha alandelayo apapashwa:

Warwick JM, Sathekge MM. *PET/CT scanning with a high HIV/AIDS prevalence. Transf Apheres Sci* 2011;44:167-172.

UWarwick JM, Rubow S, Du Toit M, Beetge E, Carey P, Dupont P. *The role of CT based attenuation correction and collimator blurring correction in striatal SPECT quantification. International Journal of Molecular Imaging*. 2011;2011:Article ID 195037

UDing J, Chen H, Liao W, Warwick JM, Duan X, Qiu C, Zhang W, Gong Q. *Disrupted Functional Connectivity in Social Anxiety Disorder: A Resting State fMRI Study. Magn Reson Imaging* 2011;29:701-711.

KwiNtlanganiso yoPhando yeCandelo ekuqaleni ko-2012, eli Candelo lineeprojekthi ezi-2 elizithumele ukuba ziphononongwe okanye zivavanywe, zili-19 iiprojekthi ezagqitywayo, ezili-13 kusaqokelelwa iidatha ngazo kunye/okanye ziyahlalutywa, ezi-2 ziiprojekthi ezintsha ezisenziwayo zophuhliso lweprothokholi kunye/okanye eziza kwamkelwa.

Enye

INuclear Medicine ibandakanyeka kwimulti-centre, oko kuququzelelwa yiprojekthi yophando ye- IAEA, ngokubambisana namazwe alithoba, kujongwa umcimbi ekuthiwa yi-*Longitudinal monitoring of complicated osteomyelitis by SPECT/CT in diabetic foot, post traumatic osteomyelitis with or without metal implants and endo-prosthesis joints infections*. UGqr N Korowlay yinkokeli yophando yaseTygerberg.

UProf Ellmann, kunye namahlakani akhe ooGqr Venesen Pillay (NM rejistra) noHennie Botha kunye noHaynes van der Merwe (oogqirha abaziingcali bezibeleko) babandakanyeka kwiprojekthi yeziko elingunkalo-zonke ye-IAEA, bebambisene namazwe anishumi elinanye, beqwalasela i-*The use of sentinel lymph node detection in breast, melanoma, head & neck and pelvic cancers*. UProf Ellmann yinkokeli yophando yaseTygerberg.

Ukufundisa noQeqesho

I-Nuclear Medicine ibandakanyeka ekuboniseni nasekuqheliseni abafundi be-MBChB1, izifundo kunye ne-middle clinical rotations ze-MB, ChB.

Umfundi omnye wazigqaba izifundo zakhe zobuhlakani zeCollege of Nuclear Physicians of the CMSA. Abafundi abathathu abasuka eAfrika baqhubela nezifundo zabo ze-MSc kwi-Medical Science (Nuclear Medicine) kunye nomfundi owafumana i-Msc kwiMedical Sciences (Nuclear Medicine).

Isaqhubeka imisebenzi yokufunda, kuqkwa neentlanganiso ezidityanisiweyo ezimalunga neNuclear Medicine kunye neSibhedlele iGroote Schuur neRed Cross, iintlanganiso kunye neRadiology, Journal Club, iisemina kunye neentlanganiso zeenkalo zonke.

Okuphunyeziweyo

Ixhaswa yi-IAEA eyiprojekthi tyesizwe yokuphuhlisa ubuchule nolwazi babasebenzi kwi-PET/CT.

Njengenxenywe yale projekethi, i-NM yathumela uValencia Marcus (irediyografa) iinyanga ezi-3 kukubakho uqeqesho lwamahlakani kwiSibhedlele iGuys and St Thomas eLondon.

I-MEDICAL PHYSICS

IMedical Physics yadlala indima ebalulekileyo ekuthengweni nasekusebenzeni kwesixhobo esitsha se-radiation. Ngokumalunga noku sibalula iinkqubo ze-specification nezethenda zeskena se-PET/CT se-Nuclear Medicine nokusebenza kwe-software upgrade ngonyaka we-CMS XIO nokucwangciso olwenziwa kwiikhomyutha zeRadiology Oncology.

linkqubo zokufikelelisa iinkonzo kuluntu

I-Medical Physics ihlala ibandakanyeka kulwenziwo nasekusebenzeni kwe-REMACSA (Radiation Emergency Medical Advisory Centre of South Africa). I-REMACSA isenokuthi kwiimeko zonyango zeRadiology, isetyenziswe ngokubonisana ne-Western Cape Disaster Management Centre.

Okuphunyeziweyo

Abafundi be-Medical Physics baye bandlala iphepha kwinkomfa yezizwe zehlabathi, amaphepha amabini kwinkomfa yesizwe namaphepha ama-2 nepowusta e-1 kwiFakhalthi ye-Health Science's Annual Academic Day.

Ukufundisa noQeqesho

Iikhosi ze-Radiological Physics zazondlalwe kubafundi beMMed nabeMSc abenza iNuclear Medicine, abafundi beMMed Radiation Oncology, iMMed Diagnostic Radiology neDiploma nabe-BTech Radiology. Abafundi ababhalisele ikhosi ye-Honours zeBSc (Medical Physics) baye bafundiswa ithiyori nepraktikhali kwiMedical Physics.

Okuphunyezwe ngokukodwa

linkqubo ze-IAEA: Kulo nyaka udlulileyo i-Medical Physics yayibandakanyeka ngokupheleleyo kwisivumelwano se-IAEA (International Atomic Energy Agency) phantsi kwe-AFRA (African Regional Co-operative Agreement for Research, Development and Training related to Nuclear Science and Technology

UTumelo Moalosi wayeyile kwiNdibansela yeICTP-IAEA School malunga ne-Advanced Radiotherapy Techniques ekwakugininiswe kwi-imaging and treatment planning eTrieste, eItaly ukusuka ngomhla we-4 ukuya kowe-8 kuEprelil 2011. Wayeyile nakwikhosi yeenyanga ezintathu yobuhlakanu ye-IAEA kwiNuclear Medicine Physics eSidney, eAustralia

ukusuka ngoNovemba 2011 de yanguFebruwari 2012.

UAnne-Mari Rossouw wayeyile kuCweyo lwesi-3 lwe-AFRA ICT nakwiNdibano yeProjektho eyayibanjelwe eAbuja, eNigeria ukusuka ngomhla wama-31 ku-Oktobha de yangumhla we-4 kuNovemba 2011.

UHannelie MacGregor wayeyile kwikhosi yoqeqesho yommandla ye-IAEA eyayimalunga ne- "Quality Assurance in the Physical and Technical Aspects of Radiotherapy" eArgonne, Illinois, USA ukusuka ngomhla we-12 ukuya kowama-23 kuSeptemba 2011.

UMohlapoli Mohlapholi wayeyile kwikhosi yoqeqesho yommandla ye- AFRA eyayimalunga ne- "Commissioning of Linear Accelerators and Treatment Planning Systems used in Radiotherapy" e Abuja, eNigeria ukusuka ngomhla wama-26 de yangumhla wama-30 kuSeptemba 2011.

ULelanie Nolan wayeyile kwikhosi yoqeqesho yommandla ye- AFRA eyayimalunga ne-"Nuclear Cardiology, Targeted Therapy and Infection" eRose Belle, eMauritius ukusuka ngomhla we-5 de yangumhla we-9 kuDisemba 2011.

I-RADIATION ONCOLOGY

Uphuculo lwezibonelelo

Yenziwa i-Intensity Modulated Radiation Therapy (IMRT) nonyango olungekagqitywa ngenxa yokuba kusafuneka kwenziwe uqeqesho kubasebenzi.

linkqubo zokufikelelisa iinkonzo kuluntu

Intsebenziswano yezizwe ngezizwe ngokuqeqeshwa kwerejistra eyongezelelweyo yase-Uganda.

Iziko lasebusuku eliseProtea Hof lenza inkqubo enempumelelo yobambiswano kunye ne-CANSA. Izigulane ezisuka kude nezifuna unyango yonke imihlam, kodwa zingaguli kufuneka zingeniswe esibhedlele, zihlale apho. Eli ziko-mpilo lineebhedi ezingama-20, sikhupha noutya kwanoncedo ngeKxaso yorhulumente nothuto.

INtsebenziswano

Iyaqhuba intsebenziswano phakathi kwe-iThemba LABS, Faurie. I-iThembaLABS lisetyena eliliphiko le-Tygerberg Oncology elinikwa ingqalelo yi-HPCSA.

ICandelo labucala nelizizwe zehlabathi

Intsebenziswano phakathi kwezizwe zehlabathi mayela novavanyo lwezonyango.

Intsebenziswano phakathi kweyunithi ye-onkholoji, Phalmoloji nophando ngePhalmoloji no-phando ngeCalypso, eyenziwa eSeattle, e-Amerika

Umviwa owaphumelelayo kufundo lobuhlakani kwiYunivesithi yaseColumbia: wafumana igranti yokufunda ebizwa ngokuba yi-D43 educational grant: ubambiswano oluphakathi kweColumbia noMzantsi Afrika malunga neengxaki zeHIV.

Okwaphunyeziweyo

Amanqaku eJenali (afumana inkxaso)

UBarnardt P, Fourie AE. A Metastatic unclassified trophoblastic tumour with spontaneous bilateral pneumothoraces. **South African Journal of Obstetrics and Gynaecology** 2011; 3(2):76-78.

UBarnardt P. The Radiological appearance of metastatic cystic lesions. **SA Journal of Radiology** 2011; 15(4):131-132.

Simonds H.M., Wright J.D., Du Toit N., Neugut A.I., Jacobson S. Completion of and Early Response to Chemoradiation Among Human Immunodeficiency Virus (HIV)-Positive and HIV-Negative Patients With Locally Advanced Cervical Carcinoma in South Africa. **Cancer Research** 2011.

Izhluko ezisezincwadini

Simonds H.M. Non-surgical treatment for malignant gynaecological conditions. In **Clinical Gynaecology**, Juta, Cape Town, South Africa, 2011: 609-613.

Ukufundisa noQeqesho

- Eli setyena lesibhedlele lenza uqeqesho iintsuku ezi-2 kubafundi abakunyaka wesine nowesihlanu wezifundo zabo zobugqirha.
- Sineerejistra ezintlanukunye neerejistra ezongezelelweyo ezimbini ezisuka eKenya naseUganda ezabonelelwa ngurhulumente waseKenya nayi-IAEA ngokulandelela kwazo.

I-RADIODIAGNOSIS

Uphuculo lwezibonelelo

Inkaso-mali yeSebe leMfundo yathenga ii-digital diagnosis workstations ezimbini ukuphucula indlela ekubekwa ngayo iliso kwizinto eziphathelene noxilongo nengxelo yokuhlalutywa kweplain –film. Kwenziwa ulungiso olungephi kwi-ofosi yeFakhalthi, kwenziwa igumbi elivulekileyo lokufundisa ngokuhlalutywa kwe-plain film.

Iinkqubo zokufikelelisa iinkonzo kuluntu

UGqr George Wagener wayemenyiwe ukuba abe sisithethi kwezi nkqubo zimbini zilandelayo:

- Abahloli abafundisa ooGqirha ngokuBanzi kunye namaGosa ezoNyango eSwellendam

kwi-“Basic chest X-ray interpretation” (25 Matshi 2011) kunye ne- “X-rays of the neck and upper extremity” (14 Epreli 2011).

- Abahloli abafundisa ooGqirha ngokuBanzi kunye namaGosa ezoNyango eSwellendam in George (22 Septemba 2011) kwi- “Basic approach to the lumbar spine and pelvis” and “X-rays of the lower limb”.

Eli Candelo lethu lisebenzisana noRhulumente wePhondo leNtshona Koloni, i-TBH Clinic nePinkDrive ngeprojekthi yemamografi enguvul'indlela kwi-East Metropole.

UQeqesho lweeRejista ezongezelelweyo zeAfrika

- Eli Candelo laqeqesha uGqr Natasha Tjongarero (Namibia) ngo-2011.
- Isithuba seRejistra eyongezelelweyo sanikwa uGqr Joseph Kabongo (Zambia) ngo-2012 kunye noGqr Archan Patel (wase-Indiya).
- Izithuba zamagosa ezonyango ezongezelelweyo ngo-2012 zanikwa uGqr P Ngoya (Tanzania) uGqr P Champiti-Binauli (Malawi), uGqr T Maboreke (Namibia), uGqr F Bah (Sierra Leone)

Intsebenziswano

iZizwe zehlabathi

Abahloli ababeze kweli Candelo:

- UGqr Oliver Wieben, uProfesa oNcedisayo, amaCandelo eMedical Physics and Radiology, weYunivesithi ye-Wisconsin-Madison, ngoMatshi 2011.
- UGqr George Sofis, Radiological Associates of Fredericksburg, USA, ngoMatshi 2011.
- UGqr David Legge, ingcali oyirediyoloji eyi-Irish interventional/vascular, wachitha iinyanga ezi-6 njengevolontiya kweli Candelo, umbeki-liso kwezonyango nokufundisa eerejistra.

Isizwe

Ikholelji yeengcali zeRediyoloji, iKholelji zobuGqirha zoMzantsi Afrika

- UProf Richard Pitcher waqalisa iiMviwo ngo-Agasti –Okt 2011 FCRad(Diag) SA Part I and II Examinations, okwanguNobhala weKholelji yeeNgcali zeRediyoloji kunyaka 2011- 2014 kwaye ziya kusebenza njengoSihlalo weKomiti ye-College of Radiologists' Education kwangaxeshanye.
- UProfesa Jan Lotz wasebenza njengoMvavanyi kwiiMviwo ngo-Agasti 2011 FCRad(Diag)

SA Part I Anatomy and Physics ekwanguye noModareyitha yango-Agasti-Okt kwiimviwo ze-FCRad(Diag) SA Part II Examination

- UGqr Christelle Ackerman wasebenza njengoMvavanyi kwiimviwo zango-Agasto-Okt 2011 FCRad(Diag) SA Part II.

Icandelo labuCala

Ingcali yezonyango eyongezelelweyo, uAd Hominem onguProfesa oNcedisayo kwaneNgcali eyiNtloko kwisikhundla esixhaswa ngezimali yi-South African Private Radiological fraternity.

IPhondo

Zi-3 i-Tesla Magnetic Resonance Imaging (MRI), Cape University's Brain Imaging Centre (CUBIC), inkqubo yobambiswano ephakathi kweeYunivesithi, eyaseKapa neyaseStellenbosch, engafumani kuxhaswa ngokupheleleyo ngabakwaSiemens, ibonisa intsebenziwano phakathi kweeYunivesithi ezikwiPhondo leNtshona Koloni kunye neQumruhu eliZimeleyo. UProfesa Pitcher usebenza njengeKomiti yoLawulo kwaneKomiti yeScientific Advisory- iKomiti yeengcebiso yezeSayensi.

Umjikelezo weenyanga ezi-3 weRediyoloji yaBantwana yeeRejistra zeYunivesithi yaseStellenbosch zasungulwa kwiSibhedlele saBantwana iRed Cross, oko kusenziwa ngobambiswano oluphakathi kweCandelo le-Paediatric Radiology leYunivesithi yaseKapa. Oku kwaba yimpumelelo engumangaliso saza senza isiseko sokufundisa nokwenza uphando ngokubambisana neYunivesithi yaseKapa.

Okuphunyeziweyo

Okupapashiweyo

- 16 yee-International publications
- 2 yee-International proceedings
- 25 yee-National presentations
- 20 yee-National proceedings
- 4 yee-National publications ezazingaxhaswanga ngamali

Ezinyi

- 2 abeSidanga seMasters Degrees abazigqiba ngempumelelo izifundo zabo
- 5 Abazigqibayo iiProjekthi zabo zoPhando zeMasters
- 8 Abasaqhubayo ngeeProjekthi zabo zoPhando
- 1 osenza iProjekthi yakhe yophando yobugqirha

Ukufundisa noQeqesho

Ukufundisa abafundi abangekathweswa zidanga:

Imijikelo yezonyango

- Izifundo ezine ze-didactic radiology kubafundi abakunyaka wesibini zifakwe kwikharithulam yabafundi abangekathweswa zidanga.
- Kubafundi abakunyaka wezine/wesihlanu abangekathweswa zidanga abakuMjikelo wezoNyango ophakathi, abafundi baye bachithe iveki kwi-Medical Imaging and Clinical Oncology, ababeboniswa ngezeRediyoloji, iNuclear Medicine and Clinical Oncology, kuseyenzwa iprojekthi kuhlolwa ne-end-of block assessment.

Ukufundisa abafundi abasele benezidanga:

IProgram yokufunda ebizwa ngokuba yi-Modular Academic Program

Le nkqubo ifundisayo eyenziwa emva kwesidanga sokuqala sele ikunyaka wayo wesine isebenza, kanti zisacokiswa ezinye izinto kananjalo iyandiswa nokwandiswa inkqubo yezemfundo. Kwabandakanywa nezi zifundo zilandelayo ezaye zenziwa:

- UGqr C Koegelenberg, weSetyena i Internal Medicine, weYunivesithi yaseStellenbosch, "Acute Pulmonary Embolism", nge-19 kaJanuwari 2011.
- UGqr Qonita Said-Hartley, Consultant Radiologist, weYunivesithi yaseKapa "An approach to high resolution CT", nge-26 kaJanuwari 2011.
- UGqr Christelle Buisson, weCandelo le-Paediatric Nephrology, weYunivesithi yaseStellenbosch, "Paediatric Nephrology", nge-23 kaFebruwari 2011.
- UGqr Oliver Wieben, weYunivesithi yaseWisconsin-Madison, "MR Angiography – the past, present and future", nge-2 kaMatshi 2011.
- UGqr Veejay Daya, i-Radiologist in Private Practice, Cape Town "Cardiac MRI", nge-9 kaMatshi 2011.
- UGqr Derek Solomons, i-Radiologist in Private Practice, "Barium study – Techniques and Interpretation", nge-16 kaMatshi 2011.
- UGqr Antony Levy, i-Radiologist in Private Practice, "CT and MR enterography", nge-23 kaMatshi 2011
- UProf Stephen Beningfield, INtloko yeCandelo leRadiyoloji, weYunivesithi yaseKapa, "Hepatobiliary imaging", 4 kuMeyi 2011

- UGqr Tracy Kilborn, Head of Division of Paediatric Radiology, Red Cross War Memorial Children's Hospital and University of Cape Town "Hips to be paired" (Septemba 2011) and "Langerhans cell histiocytosis" (12 Oktobha 2011)
- UGqr Pierre Goussard, Paediatric Pulmonologist, weYunivesithi yaseStellenbosch, "The role of paediatric bronchoscopy", nge-5 ku-Okthobha 2011.

ABafundi abanenza isidanga esisodwa esilandelayo

Abafundi abalithoba abasele benazo izidanga baye babhaliswa kwiCandelo leRadiagnosis kwiYunivesithi yaseStellenbosch ngo- 2011.

URejistra oNcedisayo

Bangamashumi amabini (20) abafundi asele benezidanga (irejistra) kunye rejistra enye eseluqeqeshweni kungoku nje. Irejistra : umlinganiselo wabaniki ngcebiso (FTE) usungu 2.6:1

Abaviwa abathathu bazigqiba izifundo zabo ze-Fellowship of the College of Radiologists, eyenziwa kwiiKholeji zoNyango zoMzantsi Afrika. Abaviwa ababini baphumelela inqanaba le-Masters of Medicine, Radiological Diagnosis, kwiYunivesithi yaseStellenbosch.

UPhando olunjongo ikukufunda

Isacetywa iproketi yophando kungoku nje, kwaye kuvavanywa irejistra ekunyaka wayo wokugqibela ezifundweni zokwazi ngomlinganiselo wechiza elifakwayo xa kusetyenzwa ngemitha yegesi (radiation dose) kunye nemingcipheko yale mitha yegesi itholekiswa naleyo yezicelo zovavanyo ngeradiyoloji yesiqhelo.

Abafundi abangekathweswa zidanga bezizwe zehlabathi

Abafundi ababini abangekathweswa zidanga bezizwe zehlabathi ababekethiwe baye beza kuba nathi kweli setyana lethu lesibhedlele ngo-2010:

- UGqr Ivan Norval ukusuka ngomhla wama- 28 kuFebruwari – 18 kuMatshi 2011
- UNikola Lohse ukususela ngomhla wama-22 ku-Agasti – 11 kuDisemba 2011

Okuphunyeyiwey

UProf Pitcher wasebenza kwiKomiti yeXeshana yeProvincial PACS-RIS kwaye wayenguSihlalo weKomiti yeBid Evaluation kwinkqubo yePACS – RIS Tender yeZibhedlele zoMmandla nezeZithili.

I-Radiological Publications

IJenali yeRadiyoloji yoMzantsi Afrika

- UProfesa Jan Lotz nguMhleli oyiNtloko weJenali yeRadiyoloji eMzantsi Afrika.
- UProfesa Richard Pitcher kunye noGqr Christelle Ackermann basebenza njengeBhodi eHlelayo yeJenali yeRadiyoloji yaseMzantsi Afrika.

IJenali yezoNyango yaseMzantsi Afrika

UProfesa Pitcher wayemenyelwe ukuphonononga iJenali yezoNyango yaseMzantsi Afrika.

I-Radiological Society yoMzantsi Afrika

UProf. Pitcher usebenza njengoMmeli wezeMfundo kwiKomiti eLawulayo yeRadiological Society yaseMzantsi Afrika.

Iimbasa zeSizwe

- UGqr Braham van der Merwe wanikwa iMbasa iTravel Award ye-Radiological Society yaseMzantsi Afrika ngenxa yoLwandlalo awalwenzayo ngomlomo neProjekthi yoPhando yeRejistra kwiNkongolo ye-Society's National Congress ngo-Agasti ngo-2011.
- UGqr Hein Els wanikwa i-Radiological Society Poster Prize yoMzantsi Afrika kwiNkongolo yeSociety yeSizwe ngo-Agasti 2011.

ICANDELO LONYANGO

ICandelo loNyango**uProfesa MR Moosa****IsiShwankathelo**

Eli Candelo lizingca ngonyaka obe nenkqubela ngokokufunda nangokokusebenza. Liye latshatshe; a kwiinkalo ezahlukeneyo zeenkqubo zalo kwakunye namalungu eli Candele abethe gqolo ukugcina indawo eziphambili zokukhuthaza kule fakhalthi, kwisizwe nazikzizwe zehlabathi.

Phakathi kwezinye izinto ezathi zaphambili kulo nyaka, yayikukufakwa kweCentre for Medical Ethics and Law, (CMEL) kweli Candelo ukusukela ku-Oktobha 2012. ICandelo eli laye lanocweyo lokuplana ngobuchule oko kwenzeka ngoJilayi 2011. Abasebenzi abathathu bathweswa izidanga ze-PhD; kwicala lenkonzo, okuphambili yaba kukukomishinwa kweLebhu entsha ye-Cardia Catheter eyanikelwa nguDG Murray Trust kwanokufakwa kwesixhobo esithsa i-reverse osmosis system kwiYunithe yezeZintso. I-HIV isaqhubeka nokuba negalelo elikhulu kwiinkonzo ezenziwa leli Candelo. Ngaphakathi kwamavulandlela, uGqr Weich, wafakela i-trans-catheter tricuspid valve into eyeyokuqala enjalo eAfrika kanti yena uProfesa Bollinger wapapasha izifundo zophando ifirst-in-man.

Abasebenzi

UGqr Neshaad Schueder wazibandakanya ne-Candelo wathatha iintambo zolawulo noGqr Andy Parrish oyintolko yeCandelo le-General Internal Medicine. UGqr Annemarie de Kock wathatha umhlalaphantsi ngo-Oktobha kwaye isikhundla sakhe saye sangena uGqr Abu Mowlana. Kuyavuyisa ukwazi ukuba zonke izithuba zoogqirha abaxilongayo nabaziirejistra zaye zanabaz=sebenzi kungathathwanga thuba lide noko. Okubana kukuba uSunelle Hanekom, igosa elisolko lisenza umsebenzi ofanalekileyo wezemali weCandelo waye wafumana isikhundla esiphezulu kwiSU Business School waza walishiya eli Candelo ekupheleni konyaka. Ukulandela koku, kwaye kwanikwa imvume esesikweni into yokuba i-CMEL ibe phantsi kweli Candelo, uProf Keymanthri Moodley kunye nabasebenzi bakhe 'bathunyelwa' kweli Candelo ngenjongo yokunika ingxelo. UWilliam Ferris, intloko yeLebhu yeBasic Science yayifumene isikhundla esiphezulu sokuba nguprofesa oncedisayo. Ukusutywa kukufa kuka



Mnu Johan Mouton, ongumlawuli wezobungcali zochwepheshe kwashiya isikhala esikvulekileyo.

IZincomo

Amalungu aliqela eli Candelo aye anikwa ingqalelo ngenxa yamagalelo awo abalaseleyo. Imbasa ekuthiwa yi-Recto's Awards anikwa u-Anton Doubell, uMarina Ackerman, uJenny Stopford noSuzette Visser. Zintathu iirejistra ezavitelwayo kweli candelo, ngu(Gqr Lou Hofmeyer, uGqr Mo Jansen noGqr Annari du Plessis) njengabahlohi ababalaseleyo kwinkalo yezonyango, belinikwa lei wonga ngabafundi abangekathweswa zidanga (TSR) – uGqr Hofmeyer ulifumana ityeli lesibini iminyaka ilandelelana.

Abatyunjwa abatsha bokusebenza kwiSizwe nakwiZizwe zeHlabathi

Wayonyulwe njengelungi kwakhona, esonyulelwa kwiBhodi i-International Board of Kidney Disease: Global Outcomes iminyaka emi-3. UProf Moosa yena wanyulelwa kwibhunga leKholejie yooGqirha yeeKholeji zobuGqirha yoMzantsi Afrika. UProf Houh wonyulelwa kwiBhodi ye-Internatynal Osteoporosis Foundation. UProfesa Rosenkrnz yena wonyulwa njengesandla sikamongameli we-Southi African Society for Basic and Clinical Pharmacology iminyaka emi-3. Kwesi sikhundla uPrf Rozenkranz uya kubanoxanduva lwe-World Congress yeenkalo zonke. UProfesa William Ferris wanyulwa njengesandla sikamongameli we-Society of Endocrinology and Metabolic Diseases of South Africa. Abasebenzi abesebenza kwezinye iibhodi nabasebenza njengabahlelo beejenali zelizwe nezezizwe zehlabathi (khangela ingxelo nganye).

Uluhlu 1– IZiphumo zeeMviwo zobuHlakani zeKholejie yooGqirha (FCP 2011)

Umsitho obakho kabini ngonyaka owenziwa liCandelo eli, waza waququzelelwa liqela elikhokelwa nguGqr Jantjie Taljaard. Lo msitho wawenzelwe eLord Charles Hotel ngoJuni 3-4, ngo-2011 waza wabonakalisa impumelelo enkulu. Umxholo walo msitho wawusithi, "HIV disease and Physician" – iNtsholongwane kaGawulayo noGqirha. Le khosi yaynabameli abangaphezuku kuma-200 abasuka kuwo onke amaziko kwilizwe lonke

Uluhlu 1– IZiphumo zeeMviwo zobuHlakani zeKholeji yooGqirha (FCP 2011)

ISIGABA I SE-FCP	ISIGABA II SE-FCP	ENYE
Gqr Mohammed Alteer	Gqr Zane Stevens*	ISiqinisekiso kwi- Gastro: Monique Marais
Gqr Zaheera Cassimjee	Gqr Danie Kotze	ISiqinisekiso kwi-ID: Philip Botha
Gqr Ankia Coetsee	Gqr Sajith Sebastian	ISiqinisekiso kwi-Cardiology: Gqr Lou Hofmeyr
Gqr Robert Cooper	Gqr Ighsaan Carr	ISiqinisekiso kwi- Endokhrinoloji: Gqr Marli Conradie
Gqr Annari du Plessis	Gqr Pieter de Witt	FC Neurol Part I: Gqr Naeem Brey
Gqr Ashnee Govender	Gqr Hannes Koornhof	
Gqr Donald Simon	Gqr Riya Moodley	
	Gqr Arifa Parker	
	Gqr Pieter vd Bijl	
Kupaswe nge-50%	Kupaswe nge-100%	Kupaswe nge-100%
	*iMedali	

Abafundi abathweswe izidanga

ICandelo eli lihlala linerekhodi entle ngokubhekiselele kwiziphumo zabafundi abangekathweswa zidanga (Uluhlu). Eli Candelo lizidla ngothweso zidanga ezi-3 zePhD – ooGqr Coenie Koegelenberg, uGerhardt Sissolak kunye noMs Micheline Sanderson, ngeli xesha yena uProfesa Moosa wayengumbeki-liso wakhe yayinguGqr Bates wePathology owafumana i-PhD. ICandelo eli laqhuba kakuhle kwiimviwo ze-FCP liphumelela ngomlinganiselo oyi-100% kwiSigaba II seemviwo kwanakwiimviwo zokuncedisa iingcali. uMlinganiselo wokupasa kwiSigaba I yayingama-50% oko kubonisa ukuphucuka. Inkqubo entsha ye-basic science yokufundisa yenzelwa oorejistra abancedisayo xa besnza amalungiselelo abo. Omnye wabaviwa bethi, uGqr Zane Stevens wafumana amanqaku aphezulu kwiimviwo zeSigaba II ze-FCP, ictyeli lesibini iminyaka ilandelelana lo mviwa mnye esoloko ehamba phambili.

Abafundi abangekathweswa zidanga

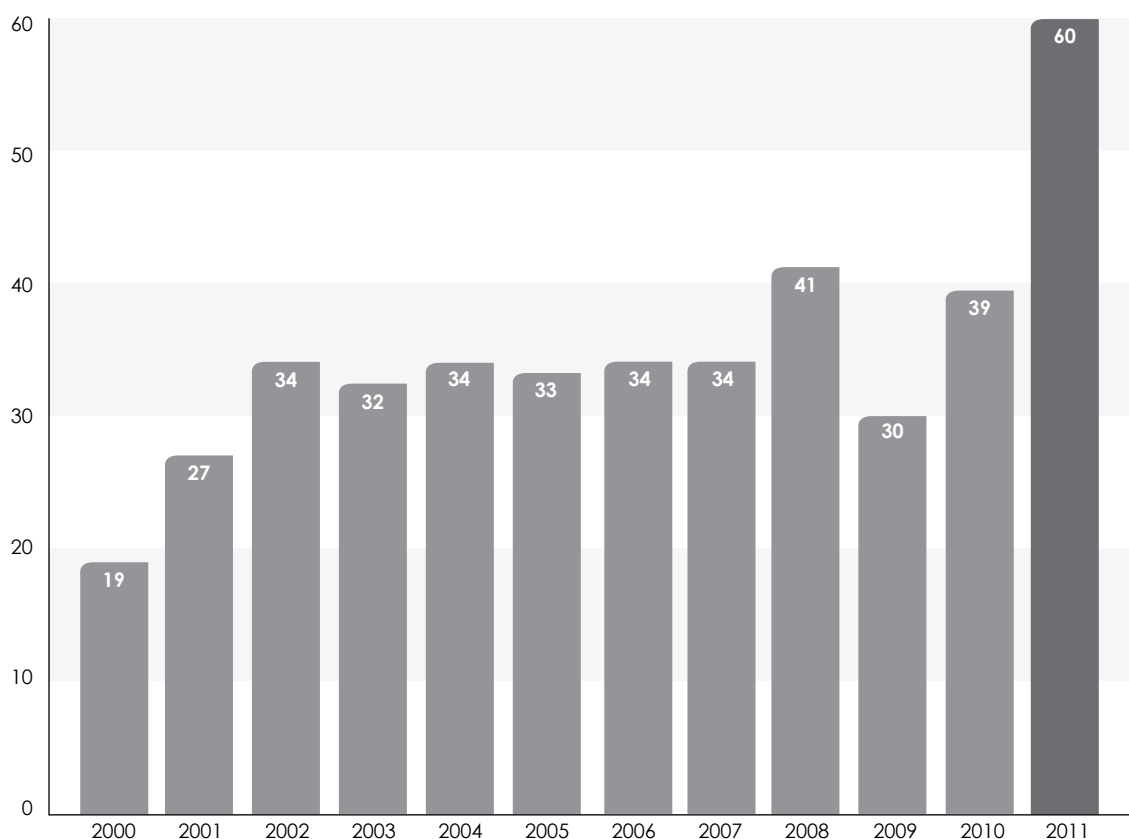
Ukufundisa nokuqeqesha abafundi abangekabinazidanga kuhlala ingomnye wemisebenzi ephambili yeli Candelo. Umlinganiselo wokuphumelela kwabafundi be-Internal Medicine kuthi ngomlinganiselo wama-90%. Ukuzama ukuphucula ukufundisa abafundi abangekathweswa zidanga kwenziwa iilinge elasungulwa phantsi koGqr Whitelaw ukwenza le nkqubo yabanfudni abangekathweswa. Kuyathenjwa ukuba ezinye iziphakamiso zenziwa liqela elijonge nomsebenzi, eliya kuyifumana indlela yalo yeenkqubo zokufundisa nokuqeqesha kule minyaka izayo.

Ikhosi yoogqirha abafikayo

Isithethi sembeko yayinguProfesa Francois Venter owenza igalelo elikhulu.

Uziso lwenkonzo

ICandelo lezobuGqirha lineenkonzo ezibanzi zonyango kwiSibhedlele iTygerberg. Oku kuquka iinkonzo zokuqala kwakunye nezinye iinkonzo

Umfanekiso – Izinto ezapapashwayo ngo-2011 xa luthlekiswa nedikhedlileyo.

ezifanelekileyo zobungcali obuthile. Eli Candelo lithabatha inxaxheba kucweyo lokubinsana ngeplani yokusebenza kweSibhedlele iTygerberg Hospital. Kwiindawo zeentlanganiso ezifuna ukuqwalaselwa iCandelo le-Haematology elifuna ifuna amagumbi okuhlulahlula, ingxinano nomthwalo okwiwadi yabangeniweyo yezonyango, ukungabikho kakuhle kweebhedlile zase-ICU, ukungabikho kweziko lezonyango elizimeleyo. Izinto ezazixhalabisa kukutshintshwa kweenkonzo ezazicingelwa ukuba ziza kusiwa kwiSibhedlelesaseKhayelitsha esitsha. Ukufikelela kwezo nkonzo yayiyeyona nto ibalulekileyo ngokuphathelile kwi-General Internal Medicine and Infectious Disease sibe sithathe esinye isixa sezi nkqubo.

linkqubo zokuFunda

Ngaphandle nje kweenkqubo zokufundisa, iCandelo eli liye labona kusandla izinto ezipapashiweyo ngama-54% ezibonisa inkqubo yohando entle eyayisenziwa kweliCandelo (Umfanekiso). Ukukhula kwezinto ezibhaliweyo ziyonwabisa noko. Ingakumbi malunga nokwanda kwezinto ezipapashiweyo ezithe zapapashwa ezimalunga nelebhuni yethi yesayensi phantsi kobunkokeli bukaProf Wiliam Ferris. Ngaphandle kweerekhodi lamanani ezinto ezithe zapapashwa, iLebhuni yeSayensi esisiseko, yaye yazisa

isibonelelo esingama-R700 000. Ezi granti ziquka ukunikwa kwee-awadi ze- MRC, NFR ne-Harry Crossley Foundation. Kulo nyaka uzayo ubonakalisa iingxaki kodwa akukho nto ithi iCandelo eli, kwakunye

neFakhalathi neSibhedlele alinakukwazi ukukhawulelana nazo ngokuzimisela.

I-General Internal Medicine 2011-2012**Gqr N Schrueder****Inkcazelo**

UCandelo le-General Internal Medicine lelona candela likhulu kumacandelo eMedicine kwaye lenza umsebenzi omkhulu kakhulu. Eli candelo linezinto ezintsha kwaneenguqu ezathi zenzeka ngo-2011-12.

Umpathi omtsha wecandelo, uGqr Nesdaad Schrueder, waqeshwa emva kokubeka phantsi kukaGqr Parrsiah ngo-2010. Ukuqeshwa kwakhe kuqua umsebenzi wokuba abeke iliso kwiNkonzo zobuNgcali ngokuBanzi weMedicine kwiMetro East. Ukuzinikelwa kukaProf Moosa (uMphathi wezoLawulo: wezoNyango) namalungu eCandelo leMedicine ukuphucula nokomeleza icandelo leGeneral Internal Medicine ngo-2011. Oku kwabaneziphumo zeeseshini zobuchule zocwangciso kwaneentlanganiso

zokuphinda kuphuhlise kananjalo kuphindwe kumiswe kakuhle eli Candelo phantsi kobunkokeli bomphathi omtshaukuze lisebenze ngokomgangatho oxhomileyo, ofanelekileyo nowamkelekileyo kwiCandelo le-Medicine. Eyona nto kwakujoliswe kuyo yayikukuphucula indlela owenziwa ngayo umsebenzi, ukufundisa nokwenza uphando. Saya sanyuka isantya kwakuba kuqeshwe oogqirha abaxilongayo bezigulo ngokubanzi, uGqr Abu Mowlana noGqr Yazied Chothia. UGqr Mowlana wangena endaweni kaGqr A de Kock owathatha umhlala-phantsi ngo-Oktobha 2011 kwaza kwaqeshwa uGqr Chothia kodwa eqeshwa kwisikhundla esitsha

Abasebenzi:

Isebenza kwiiwadi ezine zezigulo ngokubanzi, iibhedi ezi-8 zase-high care, kunye nezeyunithi yonyango olungxamisekileyo newadi yolwamkelo lwabangeniswa esibhedlele. Zazili-154 iibhedi ezisetyenziswayo kwiGeneral Medicine ubukhulu becalo lonyaka kukho neebhedi ezili-10 ezongezwayo ngo-epreli 2012 apho inkonzo zaye zasuswa kwisithilana saseKhayelitsha. Iklinikhi yezigulane ezingalaliswayo zoNyango isebenza iintsuku ezi-4 evekini kwa-C8 outpatient block.

Abasebenzi bezonyango abanoxanduvo lonyango olusisiseko kwigeneral medicine kuqukwa uGqr Nesdaad Schrueder (oyiNtloko: GIM), uProf Paul Brink, uGqr Steve Walsh, uGqr Abu Mowlana, uGqr Braam Viljoe, uGqr Philip Botha kunye noGqr Yazied Chothia. Abanye oogqirha abasebenza kweli candela, baba negalelo elikhulu besuka kwamanye amacandelwana obungcali obubodwa, yayinguGqr Manie noGqr di Toit (weRheumatology); uGqr Prozensky noGqr Taljaard (wecandelo lezifo ezisulelayo), uGqr Bouwens (wezeMFUZA); NOgQR Wilken noProf van Rensberg (weGastroentology).

Isiphumo

Abangeniswa kwiiwadi zoNyango	8 330
liwadi zoNyango	5 473
Ababonwa kwi-MOPD	7 432

Ulwamkelo lwezigulane kwiiwadi yezonyango iya yahlala izinzile kodwa wawudlulise ngomlinganiselo wama-90% wokusetyenziswa kwebhedi ukhathwa kukwanda komsebenzi wezokuNgxamisekileyo. Kwabakho imfuneko yokuba indawo yonyango olungxamisekileyo yahlulwe kwiiwadi Uf1 yokwamkela izigulane yaza yayindawo ebalulekileyo emva kokuba iinkonzo zesithili saseKhayelitsha zaye zafuduswa kwiSibhedlele iTygerberg.

Inani lezigulane ezingalaliswayo lahlala lizinzile kodwa kwakho ukuphucuka kumlinganiselo wezigulane ezilandelela unyango lwazo kuba kwabonwa izigulane eziliqela ezitsha.

linkqubo nemisebenzi yeSibhedlele iTygerberg:

Izinto eziphambili eziphuculweyo ziquka:

Uziso lwenkonzo:

1. Ukuphuculwa kwezolawulo kwiWadi ekuthiwa yiMedical Emergency Unit/Admission Ward. Ugqirha ozinikeleyo weqela leshift system osebenza iiyure ezingama-24. Uphuculo kwinkqubo yojikeleziso nokwenziwa kwesigqibo kwiYunithi yokuNgxamisekileyo.
2. Imijikelezo eyenziwa emini yokuxilonga eziwqadini emini kunye nasemva kwamaxesha omsebenzi okwenziwa eHig Care Unit kuphucule indlela ekusetyenzwa ngayo ndawonye nolawulo lwe-clinical.
3. linkqubo ezicwangcisiweyo zokukhululwa kwezigulane ukuphucula ukusebenza okufanelekileyo neenkqubo zokujikeleza kwiiwadi zonyango.

Ukufundisa:

1. Ukuphucula indlela yokufundisa abafundi asele bethweswe izidanga nokuququzelela inkqubo elungisiweyo kuqukwa neentlanganiselo ezimalunga nnokufa nokwanda kwezifo, iintlanganiselo ze-Journal Club kwakunye nolwandlalo lwezihloko ndawonye neemvavanyo ekujoliswe kuzo zabafundi asele benezidanga.
2. Unxulumaniso lweenkqubo zokufundisa zeenkalo zonke zabafundi abangekathweswa zidanga beFiziyotheraphi kunye ne-Occupational Therapy
3. UGqr Botha noGqr Mowlana baququzelela iimviwo zabafundi abangekathweswa zidanga abenza i-internal medicine zezonyango.
4. Imijikelezo emikhulu yezonyango yazo zonke iirejistra iyaqhuba kwaye iququzelelwa nguGqr Manie.

ULawulo:

1. Intlanganiselo yecandelo ebakho kanye ngeveki iye yaphucula unxibelelwano kunxulumaniso lwecandelo.
2. Ukujolisa kuqinisekiso lomgangatho kuzo zonke iinkalo yinto ekujongwe ukuba iphuculwe kwiinkonzo kuphuculwe ne-clinical care.

ISibhedlele seSithili saseKhayelitsha:

ISibhedlele esithsa saseKhayelitsha (KH) sazivila iingcango zaso ukuqalisa ukwenza iinkonzo ngomhla we-15 kuJanuwari 2012 emva lokumka kwa-J Block kwiSibhedlele iTygerberg. Inkonzo yonyango kwaneyonyango olungxamisekileyo yayiyeyokuqala ukukomishinwa yaza yakhula ngokukhawuleza ngokweenkqubo zayo e-KH ngaphezu kokuba kwakulindelwe. Oku kwaba neziphumo zokwanda okukhawulezileyo kwamanani ezigulane ezithunyelwa kwiSibhedlele iTygerberg. Ukwenza kubekho ulingano kwaye kongezwa iibhedi ezili-10 kwa-Medicine kwiSibhedlele iTygerberg e-J1 apho kwakuko izithuba ezi-2 zeMO kunye nezi-1 serejistra nesogqirga oxilongayo, zithuba ezo ezaye zongezelelwa kweli Candelo. Eli candela laye laxhsa iinkonzo zaseKH ngokobuchule kwaye zakhuthaza ngokumandla ugqirha ekwafuneka ukuba ongezwe e-KDH.

Ukunatyiswa kweenkqubo

Yakhula inkqubo yokunatyiswa kweenkqubo kwisithili, apho kwaye kwafikelelwa naseElsies River CHC (nguGqr Schrueder) weSibhedlele saseStellenbosch, (uGqr Taljaard) ndawonye nohambelo kwiSibhedlele sase-Eerste River (nguGqr Schrueder). Kwenziwa imijikelo qho ngeeveki ezimbini kwiSibhedlele esithsa saseKhayelitsha (uGqr Heys wecandelo lezifo ezisulelayo noGqr Schrueder). UGqr Bouwens uyaqhubeka nokuzibandakanya kwinkqubo enexabiso elikhulu lokufikelela kwewenkonze kumakhaya abantu abadala asebumelwaneni.

Ezinye iinkqubo:

I-Informational Technology:

1. UGqr Steve Walsh uyaqhuba nokuphuhlisa iportal yabafundi asele bethweswe izidanga.
2. Ukufikelelwa kweziphumo zeweb-based NHLS Lab ezaye zanatyoswa ukuze zifikelelwe iingcombolo zokunonophela izigulane.

Amaphepha apapashwayo

Carstens N, Van der ML, Revera M, Heradien M, Goosen A, Brink PA, Moolman-Smook JC. Genetic variation in angiotensin II type 2 receptor gene influences extent of left ventricular hypertrophy in hypertrophic cardiomyopathy independent of blood pressure. *J Renin.Angiotensin.Aldosterone. Syst.* 2011 Sep;12(3):274-80.

Uphando neajenda yopapasho iyenziwa kungoku nje yaye ziyahquba neengxoxo.

INtloko: Prof AF Doubell MB Ch B, B Sc Hons, FCP (SA), M Med, Ph D

ICandelo lezifo zentliziyo (cardiology)

INtloko: Prof AF Doubell

Isishwankathelo

IYunithi yezeNtliziyo lelona candelo libalulekileyo leSibhedlele iTygerberg neFakhalithi ye-Health Science, eYunivesithi yaseStellenbosch. Iinkqubo zonyango zale yunithi zigxile kwiyunithi yabaxhalisekileyo enebhedi ezingama-25, ilebhu ye-cardiac catheterisation, ilebhu ye- echocardiography neeklinikhi zezigulane ezingalaliswayo. Ziba 4 iiklinikhi ngeveki: zibe -3 iiklinikhi zonyango ngokubanzi lwezentliziyo izeibe '1 iiklinikhi ejolise kwezentliziyo: ingxaki yamafutha egazini (iveki yoku-1, neyesi-3 yenyanga nganye), ukungazsbeenzi kakuhle kwentliziyo (iveki ye-2 yenyanga nganye) kwanesif sabantu abadala sentliziyo (i-GUCH- kwiveki ye-4 yenyanga nganye). Le nkonzo yenziwa kwaye iqonga lokufundisa kwayo lixhomekeke kwi-ECG, Holter ECG, stress ECG, pacemaker, echocardiography kunye nenkonzo ye-catherisation.

Iinzame zethu zokunika iinkonzo ezibalaseleyo, ukufundisa ukwenza uohando zisaphazanyiswa kukungabikho kakuhle kwabasebenzi (iingcali zoogqirha bentliziyo, amagosa ezempilo abasebenzi abangoochepheshe nabasebenzi bezokonga). Ngokubhekiselele kwizixhobo ezifunekayo kufuneka kuqwalaselwa ukuba kukho ukungahambi kakuhle kwezinto, umz, iimonitors kwiyunithi yokungxamisekileyo ye-coronary care (A6) nakwiyunithi ye-echo kananjalo njengoko zinqongophele izinto zokusebenza e-echocardiography kwiindawo zonyango olungxamisekileyo zesibhedlele. Kambe nakuba kunjalo kubalulekile ukuhambela phambili esi sigqibo sokuba kufakelwe ilebhu entsha ye-catherization yezentliziyo ngoncedo lwesisa lwe-DG Murray Trust. Ukulungiswa kwezakhiwo kwaqala ngoNovemba 2010 kwaye ilebhu entsha yayivulwa ngokusesikweni ngomhla we-7 kaDisemba 2011.

Ngaphandle kwezi ngxaki zilandelayo esijongene nazo:

- Inkonzo yezeNtliziyo lihlala liyigcine inkonzo yalo iphambili (kwakhona oku kwenzeke ngenxa yokuzimisela kwabasebenzi).

- Ukufundiswa kwabafundi ngendlela efanelekileyo kusahleli iyinto eluphawu lwale yunithi.
- Le yunithi yakwazi ukugcina isiphumo semfundo ngenxa yokukhupha izinto ezibhaliweyo ezili-9. Kambe nokuba kunjalo kukho ukuxhalaba ngokuhla kwamanani (15 ngo-2012) ize inani leenkqubo zophando limiselwe ukuze kuphculwe isiphumo sango-2012.
- Iyunithi le ihlala ebalulekileyo kumaziko ajongene nezeentliziyo apha elizweni kunye noProf Doublee elilungu lekomiti elawulayo ye-South Africa Heart Association kwanomhleli we-SAHeart, igosa elisemthethweni leJenali yeSouth Africa Heart Association. Le Jenali iyafumaneka nakwi-elektroniki kanti iyaprinteka kwaye unesiqinisekiso seSebe leMfundo. (DOE)
- Prof Doubell wafumana naye i-SU Rectors Award 2011 ngenxa yokuSebenza kwakhe ephumeza izinto zonyango ngokubanzi.

Abasebenzi

OoProfesa

Prof AF Doubell

Oogqirha abaziingcali zentliziyo

UGqr H Weich

UGqr P Herbst

Isithuba sogqirha wentliziyo wesine sele kuqeshiwe kuso irejistra ekwisikhundla esiphezulu kwisikhundla soqeqesho. Lo ngumlinganiselo wexeshana womjikelo ozayo qoqeqesho (iminyak emithathu).

Uqeqesho koogqirha bentliziyo

UGqr Hofmeyr (walugqiba uqeqesho ngoNovemba 2011)

UGqr W Lubbe (umjikelo woqeqesho waqala ngomhla 1 kuDisemba 2009)

UGqr C Kyriakakis (umjikelo woqeqesho waqala ngomhla 1 kuJanuwari 2010)

UGqr A Pecoraro (umjikelo woqeqesho waqala ngomhla 1 ka-Agasti 2010)

UGqr Mokwunyei (ugqirha owongezelelweyo waseNigeria oqeqeshwayo – umjikelo woqeqesho waqala ngoJulayi 2010 – waphela ngoEpreli 2011)

UGqr Kieran Mwazo (ugqirha owongezelelweyo waseKenya – umjikelo woqeqesho waqala ngoAgasti 2011).

AmaGosa ezoNyango

UGqr HP Cyster

Isithuba samagosa ezonyango ayi-5/8 se-echocardiography sisavulekile (esi sithuba kungoku nje sisetyenziselwa ukuxhobisa ngemali isithuba sikaGqr Pecoraro owaqeshwayo – esongezelelwa ngegranti yakwaDiscovery eyanikwa uGqr Pecoraro)

Abasebenzi bezophando – abaqeshwa yiYunivesithi yaseStellenbosch appointments

UProf L Burgess

UMe M Carstens

Abasebenzi Abangoochwepheshe

Oochwepheshe bezolawulo

1 (Y Singh)

Oochwepheshe

4 (S Ahmed, M Claasen/van der Wal, A Husselman, JP de Villiers, M Swanepoel, P Rantooleng, J Loubser) (Ahmed, Claasen, Husselman and de Villiers resigned during 2011)

Oochwepheshe abancedisayo

5 (M. Africa, C Faroe, S. Baron, H. Charles, E. Kainda)

Abafundi bezeTeknoloji

4 (Palesa Rantooleng, Jorande Loubser, Sheila Matshika, Alet Meiring)

Abasebenzi Bee-Ofisi Zolawulo

UNobhala Y. Waller

UMchwethezi E. Burger

IiRejistra

Amaxesha okujikeleza isithuba seenyanga ezi-6

UGqr Bilal Bobat

UGqr Kushroo Aubeelack

UGqr Michael Cass

UGqr Jacques Badenhorst

UGqr Morne Vorster

UGqr Keethal Somers

UGqr Raquel Brauns

UGqr Annari du Plessis

Iirejistra zonyango olungxamisekileyo

(Amaxesha okujikeleza isithuba seeveki ezintandathu)

UGqr Koekemoer

UGqr Ndebele

UGqr Maharaj

UGqr Cloete

Inani leebhedi

Iyunithi ye-Coronary intensive care:	8
I-Coronary high care:	17
i-D4 (ukwamkelwa kwabakhiweyo):	5

Izinto ezichaphazela kakubi iinkonzo zeyunithi**1. Abasebenzi Abambalwa****UGqirha oyiNgcali**

Umjikelo wokugqibela wabafaki-zicelo abaya kwisithuba sokuqeqesha kwicandelo lentliziyo zabambezela abafaki zicelo ababodwa. Ukuze kuqeqeshwe iingcali ezingoogqirha bentliziyo abongezelelweyo kwaye kwagqitywa ekubeni sigcinwe eso sikhundla sivulekile kumjikelo woqeqesho (iminyaka emi-3) nokuqesha irejistra ekwikhundla esiphezulu kweo sithuba. Wakuba uphelile lowo umjikelo esi sikhundla sibuyiselwe kwisikhundla sokuba ngugqirha oyingcali.

IGosa lezoNyango

Ukuze kwenziwe olunye uphando/uqeqesho kwisithuba sezentliziyo, kwaye kwavunyelwana ngabalawuli ukuba zigcinwe esi thuba e-echocardiography (5/8 amagosa ezonyango) sisavulekele ixesha elifutshane ukuze sisetyenziswe ekukhangeleni umntu oya kuba kuso wezophando/uqeqesho kumjikeloomnye woqeqesho (iminyaka emithathu). Lwakuba lugqityiwe uqeqesho lomjikelo wenkonzo wesi sithuba uya kujikwa ubuyiselwe e-echocardiography kwi-5/8 yegosa lezonyango e-echocardiography. Ngelis xesha inkonxo ye-echocardiography efunekayo ngokwesi sithuba uya kwenziwa ngumqeqesho wezentliziyo ongayi kuqeshelwa esi sithuba.

OoChwepheshe

Sele bebathathu abazibeke phantsi iintambo kulo nyaka into ke leyo eyaba yingxaki enkulu kumsebenzi wethu ukufumana abanye abantu abaza kungena kwezo ndawo

Abasebenzi bezokonga

Oonesi abajongene nezigulo ezendeleyo iyaqhuba nokuba bajongane neemeko zonyango oluphezulu into ke leyo exhalabisa ngamandla.

2. Ukunqongophala Kwezixhobo**Ii-Monitors**

Sisalinde isixhobo saselebhu se-echocardiography (iimonitor ezi-4) ezi monitor zifunelwa kwa-A6 kwaye ziza kufakwa kulo nyaka uzayo.

UMatshini we-Echocardiography

Kubonakala kukho imfuneko emandla yokubakho kwenkonzo ye-echocardiography ngexesha lonyango lukaxakeka esibhedlele ingakumbi kwi-CCU. Le nkonzo kungoku nje yenziwa ngothutho olufuna izixhobo ezixabisa imali eninzi zeyunithi ye-echocardiography ukuba zisiswe kwindawo yonyango olungxamisekileyo. Umatshini omnye omtsha ohambayo ufakwe kwiyunitho –yecoronary care kwaye kwafuneka ukuba uziswe ebutsheni bionyaka u-2010. Amalunghiselelo okusebenza kwe-echocardiography e-F1 nakwiyunithi yokubelekisa ejoingene neemeko ezinobuzaza zezinye zezinto eziphambili ekufuneka zijongiwe. Emva koku iyunithi zonyango lwabaxhalabisayo kufuneka zilungiselelwe.

Amanani-nkcazo ezigulane

IZIGULANE EZILALISWEYO	INANI
Ezangeniswa kwayunithi	781
Ezangeniswa ewodini	1312
Ezangeniswa ngokuhlelwa kwa-D4	389
Zizonke	2482
Ezabonwayo kwigumbi lokungxamisekileyo	1087
Ezancediswa ngokuphefumla	70

EZAXILONGWAYO	INANI
Izigulane ezilaliswayo ezaxilongwayo	949
Ezaxilongwayo zithunyelwa zezinye izibhedlele	2455
Zizonke	3404

IZIGULANE EZINGALALISWAYO	INANI
I-Cardiac Clinic	
Izigulane ezifikayo ezancedwayo	742
Ezaxilongwayo zithunyelwa zezinye izibhedlele	3512
I-Lipid Clinic	
Izigulane ezifikayo ezancedwayo	54
Izigulane ezilandelela unyango	697
Bebonke abantu abadala abaneegxaki yentliziyo ababonwayo	5005
Iklinikhi yentliziyo yabantwana	1032

I-ELECTROCARDIOGRAPHY	INANI
i-Standard ECG	14345
i-Exercise ECG	1101
i-Holter recordings	172
Zizonke	15618

I-ECHOCARDIOGRAMS	INANI
i-TTE ¹ (ebantwini abadala)	4567
i-TTE (ebantwanani)	525
i-TEE ²	139
i-Exercise stress echo	43
i-Dobutamine stress echo	139
Zizonke	5413

I-CARDIAC CATHETERISATION	INANI
i-Left and coronary	1081
i-Femoral:	333
i-Radial:	748
i-Grafts (kuquka nokungasentla)	40
i-Aortograms (incl. in coronary stats)	2
i-Coronary flow wires (incl. in coronary stats)	37
i-IVUS (incl. in coronary stats)	13
i-Pulmonary arteriogram (incl. under MVP)	31
i-Right heart studies	35
Zizonke	1116

I-CORONARY INTERVENTIONS	INANI
i-PCI ³ (inani lezigulane)	443
i-PTCA ⁴ balloons	335
i-Stents	455
i-Coronary aspirations (kuquka oku kungasentla)	53

I-INTRA AORTIC BALLOON PUMP (IABP)	25
I-PERCUTANEOUS MITRAL BALLOON VALVULOPLASTY	31

i-Divers cardiac interventions	14
i-PDA coils ⁵	0
i-Aortic valvuloplasty	5
i-Pulmonary valvuloplasty	1
i-Tricuspid valve replacement (TVI)	0
i-Coarctation stent	1
i-PFO ⁶ closure	0
i-ASD ⁷ closure	1
i-Myocardial biopsy (RA)	1
i-Loop recorder	2
i-Bronchial stent	3

UKUSKENWA KWEVALVU (I-FLUOROSCOPY)	38
------------------------------------	----

¹ Transsthoracic echocardiography

² TEE: Transesophageal echocardiography

³ PCI: Percutaneous coronary intervention

⁴ PTCA: Percutaneous transluminal coronary angioplasty

⁵ PDA: Patent ductus arteriosus

⁶ PDO: Patent foramen ovale

⁷ ASD: Atrial septal defect

I-PERICARDIAL ASPIRATIONS	56
i-Pericardioscopy	13

I-PACEMAKER IMPLANTATION	INANI
Entsha	99
Efakwa endaweni yenye	23
i-Lead replacement	0
i-Lead extraction	0
i-Epicardial lead	1
Zizonke	122
VVI ⁸	59
VVIR	34
VDD	4
DDD	12
DDDR	6
CRT	5

I-TEMPORARY PACING	200
i-A6	66
i-Cathlab	134

I-PACEMAKER FOLLOW UP	909
ICD⁹ INSERTION	0
I-SWAN GANZ CATHETERS	0
I-ARTERIAL LINES	4
I-VENTILATION	78

linkqubo zeMfundo

Le yunithi izibandakanya nenkqubo yesebe yokufundisa.

Abafundi abangekabinazidanga

- Imodyuli ye-Cardiology yondlalwa ngabafundi abkunyaka wesibini. Inxam engezonyango yale modyuli iphantsi kosihlalo kaProf Doubell.
- Abafundi abazii-interns (abajikeleziswa ngexesha elithile) bakwenza oko ngokwe-Cardiology iintsuku ezi-7 ngexesha bemana ukuya kwenza ipraktikali ecaleni kwebhedi zezigulane. Abafundi abakunjikeleziso ophakathi baye baye kwisemina ye-ECG qho ngeveki (iba ngamatyeli amabini ngomfundi ngamnye xa bekwiveki yesibini besenza i-internal medicine).
- Uqeqesho lweengcali zeteknoloji (izikhundla ezi-4) ezithatha i-kharityulaye yeCentral University of Free State ne-Durban Institute of Technology.

UMfundi osele enesidanga

- Inkqubo yokufundisa eyayenziwe ngendlela enobuchule yandlalwa elingiselelwe oirejistra malunga nokujikeleziswa kwazo ngokwe-Cardiology isithuba seenyanga ezi-6 ngexesha.
- Yandiswa ngokuphawulekayo inkqubo yoqeqesho yerejistra ngo-2010 kwaye ngoku ibandakanya uqeqesho ngokubekwa iliso kwinqubo ye- echocardiography phantsi koncedo lokukhokelwa nguGqr Herbst.
- UProf Doubell wayengumvi kwiimviwo zango-Agasti/Okthobha ze-Cert Cardiology

Imfundo eqhubekayo yezobugqirha

- Inkqubo yokusa inkonzo ye-echocardiography yesibhedlele sasePaarl yondlalwa ngabalawuli beSibhedlele iTygerberg. Isixhobo esifunekayo

siya kubakho ngokokudibaniselana kwabalawuli besibhedlele kunye necandelo lecardiology (Stellenbosch University Cardiology Research Fund).

⁸VVI – CRT: ezi zishunqulelo ngamagama afinyeziweyo e-pacemakers kunye nemisebenzi eyahlukeneyo.

⁹ICD: Implantable cardioverter defibrillator

Okugqwesileyo okwathi kwaphunyezwa ngo-2011

H Weich

Wenza inkqubo eyodwa ebizwa ngokuba yitran-catheter tricuspid valve replacement (eyeyesibini enjengayo eyakha yaziwa, iyeyokuqala eAfrika).

A Doubell

Wawongwa nge-SU Rectors Award ngenxa yoMsebenzi wakhe oBanzi

Lilungu lekomiti elawulayo ye-South African Heart Association kwanomhleli wejenali yezeentliziyo, SAHeart.

Isiphumo sophando

Amanqaku eJenali – afumana inkaso-mali

1. uEsterhuyse A, Van der Westhuizen K, **Doubell AF, Weich H, Scheffer C.** Application of the finite element method to the fatigue life prediction of a stent for a percutaneous heart valve. **Journal of Mechanics in Medicine and Biology.** In press.
2. uA.N. Smuts, D.C. Blaine, C. Scheffer, **H. Weich, A.F. Doubell**, K.H. Dellimore. Application of finite element analysis to the design of tissue leaflets for a percutaneous aortic valve. **Journal of the Mechanical Behaviour of Biomedical Materials.** 2011; 4: 85-98
3. **uTerblanche M, Burgess LJ,** Cardiovascular trials in Africa: Advantages and Pitfalls, SA Heart; Autumn 2011; 8(2): 114-121
4. van Aswegen KHJ, Groenwold AA, Scheffer C, **Weich H, Doubell AF.** Investigation of leaflet geometry in a percutaneous aortic valve with the use of fluid-structure interaction simulation. **Journal of Mechanics in Medicine and Biology.** 2011; 11(5): 1-15
5. **uWeich H,** Janson J, van Wyk J, **Herbst P,** le Roux P, Doubell A. Transjugular tricuspid valve-in-valve replacement. **Circulation.** 2011; 124(5):e157-60
6. Esterhuyse A, van der Westhuizen K, **Doubell AF, Weich H, Scheffer C.** Application of the finite

element method to the fatigue life prediction of a stent for a percutaneous heart valve. *Journal of Mechanics in Medicine and Biology. In Press*

7. **uHellmuth Weich**, Christelle Ackermann, Hofmeyr Viljoen, Jacques van Wyk, Thomas Mabin and Anton F. Doubell. Transcatheter aortic valve replacement in a patient with an anomalous origin of the right coronary artery. *Catheterization and Cardiovascular Intervention In press*

linkqubo ezenziwayo zeSizwe nezeZizwe zeHlabathi

1. **uCharles G. Kyriakakis, Helmuth Weich** and Anton F. Doubell. Percutaneous pericardioscopy in tuberculous pericarditis: improving the diagnostic yield. 12th Congress of the South African Heart Association, East London, South Africa 2011. *SAHeart* 2011; 8(4): 238
2. **uWayne Lubbe, Anton F. Doubell and Philip Herbst**. Pericardial Constriction: Haemodynamics in a nutshell. 12th Congress of the South African Heart Association, East London, South Africa 2011. *SAHeart* 2011; 8(4): 240
3. **uZane Stevens and Anton F. Doubell**. Retrospective audit of percutaneous balloon mitral valvuloplasty: Experience over the last 14 years at TygerbergHospital. 12th Congress of the South African Heart Association, East London, South Africa 2011. *SAHeart* 2011; 8(4): 257

Ulwandlalo olwenziwa ngoSuku lwe-Annual Academic kwiFakhalathi ye-Health Sciences, kwiYunivesithi yaseStellenbosch.

1. UKyriakakis CG, Weich HSVH no-Doubell AF. Percutaneous pericardioscopy in tuberculous pericarditis: Improving the diagnostic yield. 2011.
2. UStevens ZD no-Doubell AF. Retrospective audit of percutaneous balloon mitral valvuloplasty: onamava angaphezu kweminyaka eli-14 kwiSibhedlele iTygerberg 2011.
3. UVan Der Bijl P, Heradien M, Brink PA no-Doubell AF. QTc prolongation prior to angiography predicts poor outcome and associates significantly with lower left ventricular ejection fractions and higher left ventricular end-diastolic pressure. 2011.

Ezinye iinkqubo zophando ezenziwayo

ISifo i-Pericardial

- Sikhangelwa ukuba ingaba zisebenza njani na (ADA) isoenzymes kwi-tuberculosis effusions.

- Indima yebiopsies ebizwa ngokuba yi-pericardioscopic percutaneous pericardial biopsies xa kujongenwe nesifo sephepha esibizwa ngokuba yi-tuberculosis effusions.

Isifo i-Myocardial

- Ukuxilongwa kwendlela esebenza ngayo i-ventricular kwizigulane ezinengxaki e nzima ye-rpe –eclampsia.

Isifo see-valvu

- Indima eyenziwa yi-ANP ne-BNP ekukhangeleni iziphumo ze-balloon mitral valvuloplasty.
- Iziphumo zexesha elide ze-mitral balloon valvuloplasty – eziophicithwa i-10 leminyaka (ziya kube zigqityiwe ngo- 2011)
- Izinto zokuphawula i-thromboembolism in mitral stenosis.
- Ukufakwa kwevalvu entsha ngokufaka ichiza enyameni.
- Ukuhlolwa kwe-Novel echocardiographic ukuze kubonwe ukuba yendele kangakanani na ingxaki ye-mitral stenosis.
- Ukumiselwa kwendlela entsha ye-echocardiographic xa kukhangelwa ngoxilongo isifo sentliziyo eziyi-rheumatic valvular.

Iteknoloji entsha

- Ukuvavanywa kwezandi zentliziyo ngoncedo lwe-“auscultation jacket” – iprojekthi yophando ekubanjisweneyo ngayo ebandakanya iCandelo leMechanical and Megatronici Engineering. Ngoku nje kukhangelwa ixabiso le-laser based sensors zezandi zentliziyo.

UPhando lwe-khontrakthi

- Le yunithi inecandelwana lokuvavanya machiza kwaye ithe gqolo ukuhamba phambili kule nkalo yale Fakhalathi.

Ukubambisana nentsebenziswano phakathi kwesizwe

UProf Doubell ngumseki we-**National Cathlab Registry** ejonge ukufuna zonke iilebhu ze-cardiac catharization (cathlabs) ukuba zithathe inxaxheba. Le Rejistri iyaqhuba nokumisela amaziko amatsha. Kungokunje ukunatyiwa kwale nkqubo kuyandiswa kuzo zonke ii-cathlabs ezifuna ukuthatha inxaxheba.

Amagqabantshintshi ka-2011

Isibhedlele sabantwana iTygerberg samkela ubuchwephesha obutsha



Imali eyimfuneko yokuthenga umatshini omncinane wokuva ukubetha kwentliziyo obizwa ngokuba yi-ekkhadiyografi weTCH wanikelwa ngomhla we-18Agasti 2011 nguPareto, umtyali weSouth Africa's premier shopping centre (weziko lentlanganisela yeevenkile zeprimiya kweloMzantsi Afrika) nodlala indima ephambili kwimveliso yepropati yentengo.

Umatshini oxabisa ama-500 000, mncinane kwaye ululla ulingana nelephthophu (nelaptop), ekubeni ikhokhadiyografi yangaphambili ibinkulu inzima, nto ebisenza kubenzima ukuyihambisa.

UGq John Lawrenson, iNtloko yeNkonzo yeNtiziyo kwiCandelo laBantwana eNtshona Koloni uvavanye umatshini omtsha i-ekkhadiyografi.

IRetCam (Umatshini wokuxilonga amehlo)



Isibhedlele saBantwana iTygerberg sibhiyozela ukunikelwa ngokusesikweni kweRetCam (umatshini wokuxilonga amehlo) ngomhla wesi-9 kuMatshi. IRetCam sisixhobo esinekhamera enekhompuyutha esetyenziswa ukuxilonga amehlo (iiretina) eentsana nabantwana abadadlana. IRetCam (uxilongo lwamehlo) iya kunceda ukuba kuqatshelwe kwangethuba kwaye kuthintelwe ukungaboni okubangelwa ngumenzakalo kwiretina emva konyango nge-okhsijini kwanokuqatshelwa komhlaza weliso kubantwana abadadlana.

Isibhedlele iTygerberg sesinye samaziko eMzantsi Afrika athe afumana isibonelelo semali esivela kwiKidsRights Foundation eHolland (ama-R730 00), (ama-R50 000) kwiFoschini Group (nama-R360 000) avela kwiPareto Limited. Isibhedlele saBantwana iTygerberg kuphela kweziko elisebenzisa esi sixhobo ukuhlola amehlo (iiretina) eentsana.

UGq Nicola Freeman ngoncedo lukaSr Rebecca Dick ubonise ukuba isebenza njani iRetCam.

UJean De Villiers uhambela Isibhedlele saBantwana iTygerberg



UGirxwon isigulana esiminyaka eli-12 wabelana noJean De Villiers ngephupha lakhe. Ngomhla we-9 kuJuni ka-2011 UJean De Villiers ongumdlali werabhi kwiStormers neSpringbok oyi-ambasada wemedikhali iResolution Health uhambela Isibhedlele saBantwana iTygerberg. Ukhuthaze abantwana ngomyalezo wethemba othi "balikamva leli lizwe; ngabo ekufuneka bathabathe eli lizwe balibeke kwinqanaba elilandelayo". Ubuso babanwana bagulayo babonisa uvuyo ngethuba bencokola nesibonelo sabo, abanye babengenzilwi lakuthetha kukumangaliseka.

ITrasi iDG Murray inikele ngeLebhu yekhathetha (Cath Lab) entsha kwiSibhedlele iTygerberg.



Ukuvulwa kweLebhu yekhathetha (Cath Lab) entsha kuchithe inkitha yezigidi kwiSibhedlele iTygerberg. UGq uBeth Engelbrcht, oyidDG : kumaziko okuMgangatho ophakathi noPhezulu nawoNyango oluNgxamisekileyo kuRhulumente weNtshona Koloni kwezeMpilo, wamkele umnikelo ngokusesikweni.

Izixhobo ezeCath Lab entsha ixabiso lazo liqikelelwa kwizigidi ezili-13, kongezwa iR1.5 yesigidi yokuphuculwa kwezibonelelo zokusebenza (le yokugqibela uhlawulwe nguRhulumente weNtshona Koloni kwezeMpilo)

Ukusuka ekhohlo ukuya ekunene: (yiCEO, umphathi oyintloko), IDG Murray Trust), UGq P. Ciapparelli (COO, TBH), UGq B Engelbrecht (iDDG: yaMaziko akwiNqanaba eliPhakathi neliPhezulu kwaneloNonophelo oluNgxamisekileyo kuRhulumente weNtshona Koloni), U Mnumzana D. Orton (USihlalo weBhodi yeDG Murray Trust), UProfesa J. Volmink (iDini yeYunivesithi yaseStellenbosch) kwanoProfesa A. Doubell (iNtloko yeKhadiyoloji kwiYunivesithi yaseStellenbosch).

IYunithi yoNonophelo eliphezulu yeCandelo lwaBentliziyo lwamkela isipho esizibhedhi ezingama-28.



IMediclinic Southern Africa inikela ngeebhedhi ezintsha ezingama-28 zoNonophelo eliPhezulu kwiYunithi yeCandelo lwaBentliziyo njengenxalenye yenkqubo yeCSI (inkqubo yotyalo mali kuphuhliso). Ezi bhedi zixabisa amawaka angama-R500 000.00 ziye zathatha indawo yeebhedi zonke kwiyunithi yecandelo labentliziyo (kwiWadi A6).

Ngasentla nguMphathiswa wezeMpilo uMnumzana uTheuns Botha noManejala weYunithi uNkosazana Muriel Jones kunye nesigulana.



Ukusuka ekhohlo ukuya ekunene: UProfesa Anton Doubell, uNkosazana Natalie Wolfaardt, uGq Dimitri Erasmus (iCEO yaseTBH), Umphathiswa wezeMpilo Umnu Theuns Botha, UGq Beth Engelbrecht (iDDG: Kumaziko akwiNqanaba eliPhakathi, eliPhezulu kwaneloNonophelo oluNgxamisekileyo kuRhulumente weNtshona Koloni), uMnu Dawood Khan (iLungu leBhodi yeSibhedlele), uMnu Koert Pretorius (MCSA CEO), uNkosazana Rachel Basson (USeKela Mphathi kwezoKonga) kwanoGq Revere Thomson (UManejala oPhezulu wesiGqeba: KwiiNkonzo zoNyango)

Amagqabantshintshi ka-2011

Isikolo sokonga iTygerberg - UMsihtho ka-2011 weSetifikethi kwaneSibhambathiso soKonga



Abafundi abasuka kwiSikolo soKonga kwiSibhedlele iTygerberg benze iSibhambathiso sabo iFlorence Nightingale Pledge bafumana izetifikethi zabo zoqeqesho kwaneebheji njengabongikazi ababhalisileyo ngomhla wama-22 Septemba ka-2011. Iqela belineeklasi ezine ezahlukeneyo kwaye kuqukwe nabafundi

abawongwayo kwanamagosa asuka kwiiNkonzo zoLuntu, ezaBagula ngeNgqondo, nakwizibhedlele zasemaphandleni. Isithethi sembeko kumsitho yayinguNksz Florence Afrika, UMphathi weeNkonzo zoKonga eNtshona Koloni.

UMsihtho wama-22nd weHartman Memorial woNyango oluPhume iZandla kwezoKonga



Ngomhla wama-21 Septemba ka-2011 iSibhedlele iTygerberg sisingethe umsihtho wama-22nd weHartman Memorial obanjwa rhoqo ngonyaka eDisa Hall.

UMsihtho uthiywe ngoNkszn M. Hartman, imeyitroni yokuqala eyongameleyo kwiSibhedlele iTygerberg, ubunikezela ngeembase ngeenkonzo ezithe zagqwesa apha enyakeni. Abagqatswa bakhethwa ngokweemodyuli zabo kumahlelo amathathu okonga umzekelo, umongikazi oqeqeshiweyo, umongikazi obhalisileyo, nomongikazi oncedisayo.

OPhume phambili kwiModyuli yoNyango lwaBantwana kubongikazi abakhethiweyo ukusukela ekhohlo: uNkszn Susan Lyners, uNkszn Maria Koopman, uNkszn Mary Adonis, uNkszn Deidre Pitts, uNkszn Alice Harmse, uNkszn Mariana Humphries, uNkszn Sintie Lawrence, uGqr Dimitri Erasmus, uNkszn Lee-Ann Hammers, uNkszn Sylvia Webster.

UMs Spring Beauty Pageant kwiSibhedlele iTygerberg



ISibhedlele iTygerberg sisingethe u-Ms Spring Beauty Pageant okokuqala. Abagqatswa ibingabasebenzi bethu, ababengenele oonobuhle abkwiqondo eliphazulu nabebenze umdlandla ebantwini.

Aba baxhasi balandelayo: Donna-Claire, Northlink College, Woolworths Parow Centre, Moondrops, Old Mutual, Liberty Promenade Mall (Pep Stores), Pilano Fashions, Beauty and Wellness Centre Parow, Protea Hotel Tyger Valley, Achmats Fruit Stall neFeedem Caterers babe negalelo kwimpumelelo yolu suku.

Abagqatswa beno-Ms Spring ka-2011, Nkszn Jennifer Juta (phakathi kumgca ophambili), Nkszn Olivia Sanders (iNkosazana yokuQala noNkszn Photogenic ekhohlo) noNkszn Thembe Pongoma, (iNkosazana yesiBini, ekunene). Kumgca wesibini, phakathi nguNkszn Lorraine de Vries (Ms Personality), noNkszn Latitia Pienaar (iGosa lonxibelelwano eliyintloko).

Ukwaziswa kwesikena iPET-CT



Ukwaziswa kwesikena iPositron Emission Tomography-Computed Tomography (PET-CT) kwabanjelwa kwisakhiwo iGene Louw ngomhla wama-25 Novemba 2011. Ukwaziswa kwenqanaba eliphakathi lokufakwa kwesikena iPET kuxabisa izigidi ezingama-R32 kwiSibhedlele iTygerberg (TBH). Iprojekthi yenziwa yaba nempumelelo ngobuhlakani phakathi kwezeMpilo kuRhulumente weNtshona Koloni, kunye neNTP Radioisotopes (Pty) LTD kwakunye noNdlukulu oyiNkampani ephantsi kwayo iNecsa.

IPET yindlela yala maxesha esebenza ngemifanekiso esetyenziselwa ulawulo lwezigulana ezinesifo zeNtshinyo nezeNgqondo. Ubuchwephesha bePET bunikezela ngoxilongo nokufunyaniswa kwesifo okuchanekileyo, ukufumanisa ubungakanani besifo somhlaza emzimbeni womntu nokuba sindawoni apha emzimbeni kwaye loo nto yenza ukuba kukwazike ukuvavanya ukuba unyango lululo na. IPET ikhokhelele ekubeni kwenziwe utshintsho kwiindlela zonyango ezikhoyo kwanokuthintelwa kotyando olungeyomfuneko kwizigulana eziliqela.

Ababezimase lomsitho ukusuka ekhohlo: uNkszn Mapula Letsoalo (NTP: UMphathi weSigqeba), UNkszn Manette De Jager (USihlalo weBhodi yeSibhedlele), uNkszn Rachel Basson (uSekela Mphathi: kweZokonga), uGqr Beth Engelbrecht (uSekela Mphathi Jikelele: kwiNqanaba eliPhakathi, eliPhezulu nolononophelo loNyango oluNgxamisekileyo), uGqr Matodji Mukosi (UManejala oPhezulu weSigqeba: kwiCandelo laBantwana) noMnu Joseph Valentine (ilungu leBhodi yeSibhedlele).

Amagqabantshintshi ka-2011

Imibhiyozo yabasebenzi yokuphela konyaka



Ibhodi yeSibhedlele isingathe imibhiyozo yabasebenzi yokuphela konyaka ngomhla wama-29 Novemba nowama-30 Novemba nowoku-1 kuDisemba. U-Emo Adams nebhendi iTake Note yonwabisa absebenzi kwezo ntsuku zintathu, uMphathi Theko yayinguAshley Pienaar. Kwakukho ungenelo llokuphiswano (lotsalo lwezipo kulowo unethamsanqa) abaphumeleleyo bebefumana umfanekiso ka-Emo bakwafumana nethuba lokuthabatha imifanekiso no-Emo. Ibhanki iCapitec inikezela ngeewotshi kwabo babenethamsanqa lokuphumelela kwatywa nesidlo sasemini ngabasebenzi.

Abaphumeleleyo bawina ifoto kwanethuba lokuba no-Emo Adams. Ukusuka ekhohlo ukuya ekunene: uNkszn Nomakhaya Thembekwana, uNkszn Charlene Coetzee, uMnu Hiram Miggel, uNkszn Berenice Adams, u-Emo Adams (emva phakathi), uNkszn Sophia Dawson, uNkszn Hermien Temba, uMnu Andris Boois, uMnu Wilhemien Charles, uNkszn Maria Sindi noNkszn Mary-Anne Hofstander.



UFather Christmas epatini noodade u-Amber no- Adriene Armerville Ipati yeKresimesi yeTCH 2011

Kwakukho nomculo owenziwa ngamaqela awohlukeneyo ibhendi i-Acoustic Element, isikolo samaBanga aPhezulu iDurbanville kunye neJaydon Valentine. ISebe leNtsebenziswano kaWonkewonke (Public Relations) lisingethe ipati yeKresimesi yaBantwana ebanjwa minyaka le ngomhla wesi-9 kuDisemba. Ipati yayilungiselelwe abantwana abangama-400 abasuka kwiindawo ezingqongileyo ezahlukeneyo ababezizigulana ezilaliswayo nezingalaliswayo. Yenziwa yanempumelelo ngabaxhasi abathi banikela ngokutya nezipo ebantwaneni. Ulonwabo lwaluquka ishowu yeemejikhsi eyayisenziwa nguJabulani iKlawuna, uSpiderman, uDora i-Ekhsplora, uMoshe kunye noKami osuka kwiTakalane Sesame, kwanokupeyintwa kobuso.

UPenny upeyinta ubuso bukaFaiz Claasen.



Itraka yeKfm yezisa uthando nogqozi lweKresimesi eTCH



UNkszn Latitia Pienaar noFather Christmas baye banikezela izipho kwizigulana zaseTCH.

Ngentsasa yomhla wesi-9 kuDisemba itraka yoThando yeKfm yazisa izipho zeKresimesi ezingama-400 kwizigulana zeSibhedlele saBantwana eTygerberg (TCH). Itraka eyayinabasebenzi beKfm yamkelwa ngezandla ezishushu zizigulana ezazichulumancile kunye nabazali bazo.



UFather Christmas unikezela isipho komnye wezigulana zaseTCH.

Usuku i-Casual day



Abasebenzi beSibhedlele iTygerberg baxhasa amalungelo abantu abakhubazekileyo ngokunxiba njengeerock stars okanye iimvumi ngokohlobo lomculo abawuthandayo.

Ukusuka ekhohlo ukuya ekunene: nguNkszn Anneke Warwick, uMnu Jordan Faro, uNkszn Glenda Esterhuizen noNkszn Samantha Basson.

Amagqabantshintshi ka-2011

Bakhe bancuma abantwana baseNtshona Koloni



Ngethuba kubanjwe iVodacom Smile Week ebanjwa rhoqo ngonyaka kwiSibhedlele iTygerberg, abantwana abangama-27 abanezikhwasimla ebusweni benziwa uqhaqho bokuzilungisa. Izikhwasimla zabantwana abenziwe uqhaqho kuqukwa umlebe ovulekileyo kwanenkalahla, indlebe, kwanezidibanisa ubuso nentloko okanye ukhakhayi kwanezilonda zokutsha. INkulumbuso uHelen Zille noMphathiswa uMnu Theuns Botha baye hambela, bancokola nezigulana nabazali.

UPrincess Irene waseGreece uhambela iSi Bhedlele saBantwana iTygerberg(TCH)



UPrincess Irene waseGreece, uMongameli wombutho ongenzi nzuzo (nongekho phantsi koRhulumente) iWorld in Harmony noNkszn Sonia Catris (uSekela Mongameli) uhambela aMawadi u-A9, G9 noG8 kwiSibhedlele saBantwana iTygerberg(TCH) ngomhla we-14 ku-2011. IWorld of Harmony yanikela ngeekhawushi zokulala ezingama-60 kwanezixhobo zokuxilonga eTCH.

UNathalie nonyana wakhe uNathan bahleli kwenye yeekhawushi ebezinikelwe yiWorld Harmony. Ngexesha lasemini ikhawushi iba sisitulo ze ebusuku isonjululwe ibe yibhedli umama alale ecaleni komntwana ogulayo.

Utyelelo lweNkulumbuso kwiZiko iCarel du Toit



"Ngomhla wama-22 kuJuni, iNkulumbuso yePhondo uHelen Zille uhambela iziko iCare du Toit, apho abantwana abazizihulu bafundiswa ukuthetha, kwiSibhedlele iTygerberg". Ekupheleni kotyelelo uNkszn Zille uthi, "Ndingqwenela ukuba **BONKE abantwana abazizihulu bangafumana imfundo esemgangathweni njengabo beyifumana kwiZiko iCare du Toit**".

UJulian UJulian Marx (ekhohlo), uMeagan May kunye no-Alana Muller bamkela iNkulumbuso.

USuku lwaBongikazi lweZizwe ngezizwe



Abongikazi beSibhedlele iTygerberg banongwa ngokulungiswa ubuso, iinzipho zezandla (imanucure yesandla, ezenyawo (i-pedicures) ngomsitho obalulekileyo wokubhiyozela i-international Nurses' Day (uSuku lwaBongikazi lweZizwe ngezizwe). Umongikazi ngamnye wabuliswa ngobubele ngoncumo wanikwa nentyatyambo xa efika, wanikwa nekhadi elibonisa ukuba isibhedlele siyancoma ngomsebenzi onzima abawenzileyo.

International Day of the Midwife



Ababelekisi abaninzi kwihlabathi bebebhiyozela uSuku lwaBabelekisi lweZizwe ngezizwe ngomhla wesi-5 kuMeyi. Injongo yolu suku kukubhiyozela ukubelekisa kwanokuqaphelisa ngomsebenzi obalulekileyo owenziwa ngababelekisi kubantu abaninzi.

Kumboniso ukusuka ekhohlo: nguNkszn Jennifer Sapto, uNkszn Rachel Basson, uNkszn E. Van Zyl, uNkszn Charmaine de Villiers, uNkszn Desiree Joseph noGqr Simon Moeti.

Usuku lokuVulwa elubanjwa rhoqo ngonyaka (I-OPEN Day ebanjwa rhoqo ngonyaka)



Usuku lokuvulwa (i-open day) lwesibini lwasingathwa siSibhedlele iTygerberg kwaye ikomiti ngesiqhelo yazijul'ijacu ibonisa iinkonzo ezizodwa ezihanjiswa sisibhedlele.

Ilungu lomphakathi lenziwa uvavanyo lwehigh-high kwisitendi seSebe kwicandelo laBangalaliswayo.

Iintsuku zokuHlolwa kweMpilo yaBasebenzi



Iintsuku zokuHlolwa kweMpilo yabasebenzi okwenziwa rhoqo ngonyaka lwabanjwa ngomhla we-11 nowe-13 ka-Okthobha ka-2011.

UNkszn Thami Mayeni uhlole ihigh-high kaNkszn Marilyn Pypers.

Icandelo lezigulo zesikhumba (dermatology)

Prof H. Francois Jordaan

IsiShwankathelo

Iminqophiso ephambili yeli candelo, eyile; ulawulo olululo, uphando olusisiseko, ukubonelelwa kwenkonzo ephambili, ukufundiswa kwabafundi ngaphambi kothweso-zidanga, ukufundiswa kwabasele beze kuthweswa izidnga nokunabisa iinkonzo ngendlela eyanelisayo.

Abasebenzi

IZIKHUNDLA (ISIGXINA)	INANI	EZINABANTU
UProfesa oyinGcali oy-iNtloko oNcedisayo	1	1
INgcali	1	1
IRejistra	4	4
IGosa lezoNyango	1	0
IRejistra eyongezelelweyo	2	1

IZIKHUNDLA (ISESHINI – ZINGAPHI IYURE NGEVEKI)	INANI	EZINABANTU
lingcali zonyango		
Izithuba ezingeso-sigxina	iiyure ezi-4 ngeveki	1
Izithuba ezongezelelweyo	1	1
Izithuba ezifana nezesigxina	iiyure 4 ngeveki	-

ISiphumo

Abaguli abancedwayo	11 340
iPatch tests:	22
Abangenisayos:	7 to 8/month
linkqubo zaseThiyetha:	±1000

Izimvo ngesiphumo

Izigulane ezaye zaxilongwa ziingcali ezimbini kunye neerejistra ezi-6. Izigulane zavakalisa ulwaneliseko ngenkonzo esemgangathweni. Uxilongo olulodwa olufana ne-skin biopsies

kwezedermatology kunye nokwenziwa kweemvavanyo zepatch/amabala asesikhumbeni kwaba negalelo ekukhalelaneni neengxaki zezikhumba zezigulane.

Phantse babengama-90 abaguli abalalisiweyo abaye babonwa.

Izizatho ezixhaphakileyo zokungeniswa kwezigulane esibhedlele zazibangelwa kukubhebhethaka nokuba mandundu kwe-psoriasis, ukwanda kwe-dermatitis refractory ekunyangweni, ukuba namadyungusa esikhumbeni, izigulane eziba nemigruzuko esikhumbeni zibe zi-HIV. Intsebenziswano kunye namanye amacandelo kwaye kwakhuthazwa. Irejistra zakwa-Family Medicine and Occupational medicine zaye zajikeleziswa ngokwe-dermatology kwabonwa nezigulane kwicandelo le-OPD.

Uphuculo lwezibonelelo

Ukufakwa kwemakhroskophu eneendawo ezininzi yokufundisa ye-Olympus

IKhabhinethi ye-NB-UVB yonyango lwezifo ezinobuzaza zesikhumba

linkqubo zokufikelelisa iinkonzo kuluntu

- Ukuqhubeka nokunabisa iinkonzo zeKlinikhi kwiSibhedlele saseWorcester qho ngenyanga-kwizigulane ezili-120 ezancedwayo (ukunyuka kwenani ngama- 30%)
- UBambiswano lweNkqubo eNabileyo yoMzantshi afrika nonyango lwe- HIV (izifundo ezi-6)
- Ikhosi yeYunivesithi yaseFort Hare, East London Campus: HIV and the Skin
- linkqubo zodliwano-ndlebe zerediyo: iRSG neRadio Tygerberg
- Izifundo ezenzelwa uluntu
- Ukufundisa kwicandelo looGqr njengezifundo zogqirha abafikayo
- Ukuxilonga kwiiKlinikhi zeHIV eKZN naseMpuma Koloni (Ukwanda initiative).
- Isifundo esenzelwa eNWU (Annual Symposium of Diseases Relevant to SA)
- Izifundo (2) kwinkongolo yama-32 yoNyaka yezoNyango eyayiseWindhoek, eNamibia
- Ukubandakanyeka kwe-Telemedicine & eHealth, iMRC ne-MTN initiative

Inani lezinto ezipapashiweyo 1

Ukufundisa noQeqesho

Abafundi abakhwethwayo 4

Okuphunyezwe ngokukodwa

- UProf HF Jordaan/ilungu lebhodi iMelanoma Advisory
- UProf HF Jordaan/ilungu le-EXCO of the DSSA
- UProf HF Jordaan/umvi-vavanyi we-MMED Part 2, UFS

- UGqr WI Visser wafumana isiqinisekiso ngeNkqubo eNtle kwezoNyango
- UGqr SMH Kannenberg wafumana iGalderma Award ngokupapashwa kwejenali yokuphononga ihlakani
- UGqr WI Visser wafundisa kweli nakwizizwe zehlabathi ngeziphumo ezingalindelekanga xa kusetyenziswe iEpidermal Growth Factor Receptor Inhibitors

ICandelo le-Endokhrinoloji (Endocrinology)

Prof. BH Ascott-Evans

IsiShwankathelo

Ukudityaniswa kwenkqubo yokufundisa, eyoqeqesho neyokusa iinkonzo eluntwini

Yasungulwa iiklinikhi enginto-zonke ehlangisisekayo yabaKhulelwe beneSwekile nguProf Hall.

Kwakhethwa abe-FSH ukuze basebenze kwi-Bhodi ye-IOF (Int.Osteoporosis Fed) njengabameli be-Afrika.

Abasebenzi

IZIKHUNDLA (ZESIGXINA)	INANI	EZ-INABANTU
OoProfesa	2	2
Ingcali	1	0
Irejistra ePhezulu	1	1
AmaGosa ezoNyango	2	2
OoChwepheshe be-zoNyango	1	1

Inani leebhodi (ezisebenzisekayo):	13	2 ekwabelwana ngazo neGIT
------------------------------------	----	---------------------------

ISiphumo

Izigulane ezancedwayo:	2 457
Izigulane ezalandelela unyango lwazo	
Iiklinikhi zobungcali obubodwa:	427 new patients
Abangeniswa kwaWodi-:	440
Abenziwa izikeni ze-DEXA :	820
Abathunyelwa ukuba babonwe (kodwa bangabonwa kwiiklinikhi	3 150

Izimvo ngesiphumo

Kukho umsebenzi omkhulu kwanemijikelo ethe yadibana neengxaki ezinobuzaza zezigulane ezifuna uphando olunzulu

Iziko ekuthunyelwa kulo eliyi-qaurtenary lisebenza iimeko ezithile zengulo

Uphuculo lwezibonelelo

Kubekho umthwalo omkhulu oneemeko zezigulo ezinzima ezifuna ukuphononongwa ngocoselelo.

Baye bathunyelwe kunyango lwenqanaba lesine abaneemeko ezizodwa zengulo.

Intsebenziswano

iSizwe:

UProf F.S Hough onguSihlalo weKomiti yeNOFSA

UMhleli oyinTloko we-JEMDSA (weJenali esesikweni weSEMDSA)

Usihlalo weKomiti zoQuquzelelo kwi-fifth NOFSA-IOF

IKhosi eBanzi yoQeqesho

I-BAE inkokeli yecandelo leSebe leMpilo (ne-SEMDSA) 2011 isikhokelwe sesifo seswekile

Izizwe zehlabathi:

UProf FS Hough – Ilungu leKomiti yeeNgcebiso kwezeSayensi yeInternational Osteoporosis Foundation (IOF).

Ilungu leKomiti ye-International Bone and Mineral Society (IBMS)

Ilungu leKomiti yeeNgcebiso ye-American Paget's Foundation

Ilungu nje le-American Endocrine Society, American Society for Bone & Mineral Metabolism, American Endocrine Society, njlnjl.

izinto ezahlukahlukeneyo : ulwandlalo maphepha aliqela kwiinomfa zesizwe nezezizwe zehlabathi

ICandelo labuCala

I-BAE : kwiibhodi zeengcebiso zehlabathi (ezinxulumene neli) kwiinkapmani zamachiza

Okuphunyeziweyo

Inani lezinto ezipapashiweyo zeli setyana/candelo. Iincwadi kunye namagalelo enziweyo kuzo. 14 - 3

Ukufundisa noQeqesho

USihlalo we-FSH: IKomiti yeCandelo yaBafundi abasebenezidanga

UMnxulumanisi: IDiploma entsha kwi-Pharmaceutical Medicine yabafundi asele benezidanga

I-FSH ne- BAE: uMququzeleli okanye umvavanyi weZidanga ze-M ne-D

Okuphunyezwe ngokukodwa

UProf F S Hough: Watyunjelwa kwiBhodi yoLawulo ye-International Osteoporosis Foundation.

UWilliam Ferris wabekwa kwinqanaba elingasentla lokuba nguProfesa oNcedisayo

(1) Owatyunjwa njengelungu lekomiti elawulayo ye-The Society of Endocrinology, Metabolism and Diabetes of South Africa (SEMDESA) ekwanguSekela sihlalo walo mbutho.

(2) Abafumana ibhaso le-SEMDSA livela kubaphandi boMzantsi Afrika kwinkalo yeSifo seSwekile ngenxa yephepha labo ngo-2010-2011 yayinguFerris W.F.,Marriott C.E., Ali T., Landy C., Campbell S.C.,Macfarlane W.M. elalisithi 'The Tumour suppressor Pcd4 is a major transcript that is upregulated in vivo pancreatic islet neogenesis and is expressed in both beta cell and ductal cell lines. Pancreas. 2011 Jan;40(1):61-6

(3) Kukwakho noHanel, owafumana ibhaso leSEMDSA livela kumaphandi boMzantsi Afrika ngenxa yephepha lakhe elaba lelona laba phambili kwinkalo ye-endokhrinoloji

USadie-Van Gijzen H., Crowther N.J., Hough F.S., Ferris W.F., beDepot- bafumana eli bhaso ngenxa yokwenza umahluko othile ngokusebenza kwe-insulin kwi- adipose-derived stromal cells. Mol Cell Endocrinol. 2010 Okt 26; 328 (1-2):22-7.

Owaqoshelisa izifundo zePhD waza wathweswa isidanga: nguMicheline Sanderson

Isibonelelo-mali seLebhu namabhaso

- Igranti eyiSelf-initiated Grant (WFF) yeMedical Research Council (MRC)
- IGranti yophuhliso lwekhondo lomsebenzi yeMRC (HSVG)
- IBhasari yeMRC PhD (CLB)
- IBhasari yeNRF PhD (MvdH)
- IHarry Crossley Foundation Research Funding (WFF, M vd H, CLB, EA)
- Ezinye iigranti zophando (uphando olumayela nezifundo lokufikelelisa iinkonzo kuluntu):

IiGranti

- I-MRC Self-Initiated Grant (PI Stephen Hough): Uphando malunga nokusebenza kwamachiza

e-antiretroviral emathanjeni kunye nemethabolizim yeeminerali

- IHarry Crossley Foundation Research Support Grant

(PI uGqr M Hoffman – umvavanywa kwiPhD): esenza uphanda kwi-Prevalence and clinical significance of acanthosis nigricans in mixed race populations in the Western Cape.

Enye:

- UGr Marli waqinisekiswa njengencali ye-endokhrinoloji.

I-Gastroenterology & Hepatology Unit

Prof. C J van Rensburg

IsiShwankathelo

linkqubo zemfundo eziphathelene neCandelo le-Internal Medicine, Dept. of Pathology and General Surgery.

Ukuxilongwa kwezigulane ezinengxaku yamathimbu nesisu.

Inkonzo ebizwa ngokuba yi-Diagnostic and Therapeutic Gastrointestinal Endoscopic.

Inkonzo ebizwa ngokuba yi-Gastrointestinal Motility Laboratory.

Uqeqesho lwabafundi namanye amahlakani kwi-Gastroenterology.

INTsebenziswano kunye ne-NHLS

Ukuqeqeshelwa i-Anaesthetist (iDiploma kwi-Sedation & Pain Management

Uqeqesho lwabafundi abakhethiweyo bezizwe zehlabathi.

USuku lokuqatshelwa kwemfundo loNyaka: 17 & 18 Agasti 2011.

Izifundo zabafundi abkunyaka wesi-3 nowe-4 besenza ubugqirha.

Ilungu leKomiti yoLawulo le-SAGES (portfolio Academic)

Amalungu e-SAGINS (OoNesi)

Ilungu leKomiti ye-CPD.

Ilungu le-Laser Committee

Ukuthatha inxaxheba ngokupheleleyo kwinkqubo yodliwanmo-ndlebe yaBasebenzi abaphezulu bezonyango.

Uphando lokuqala olwenziwa ngokusebenzisana neCandelo loTyando leSibhedlele iGroote Schuur Hospital ne-International Centre for Genetic Engineering and Biotechnology, UCT.

Umvavanyi we- CMSA (Prof. C J van Rensburg)

Umhleli woMzantsi Afrika we-Gastroenterology (Official Journal of SAGES)

Umhleli weJeneali yezizwe zeHlabathi we-Gastroenterology (Prof. C J van Rensburg)

Ilungu leeKomiti ezahlukeneyo:-

- IKomiti yabalawuli,
- IKomiti yeZibonelelo zeCandelo
- IKomiti yasele beThweswe izidanga. (Gqr. E Wilken).Irejistra ekwisikhundla esiphezulu yazigqiba ngempumelelo izifundo zayo ze- Gastroenterology ngoMeyi 2011 yafumana isiqinisekiso.

Zazinyanswa iindibano zocweyo eziliqela kwayiwa nakwiinkongolo:

UGqr. Marais waqhuba ikhosi yooGqirha abafikayo yonyaka (Juni 2011)

Isihloko: i-HIV Cholangiopathy.

Kwayiwa kwiindibano zocweyo ezahlukeneyo:

UGqr. Marais wayemenyiwe waza waya kwi-IBD10 eyayiseVienna ukusuka ngomhla we17 – 19 kuNovemba 2011.

Oogqirha kunye neeregistra zaye zaya kwi-Liver Morning Masterclass ngomhla we-3 kuDisemba 2011.

UGqr. Marais wayemenyiwe ukuba abekho kwi-IBD10 eyayiseVienna ukusuka ngomhla we17 – 19 kuNovemba 2011.

Ugqirha neRejistra zaya kwisifundo ekuthiwa yi- Liver Morning Masterclass ngomhla we-3 kuDisemba 2011.

Kwakukho inkqubo yempelaveki yamahlakani apho kwakuxukushwa iGastroenterology ekwakuye kuyo uGqr. M Marais eSpier, eStellenbosch.

Inkongolo yoNyaka ye-SAGES 2011:

12 – 16 April 2011

Amalungu ohlukeneyo eyunithi aye aya kwinkongolo leyo.

UProf Van Rensburg wabhaxha iiseshini ezahlukeneyo.

UGqr M Marais waye waya kwiNkongolo ye- UEGW eStockholm, eSweden ukusuka ngomhla we19 – 27 ku-Oktobha 2011

Abasebenzi

IZITHUBA (EZISIGXINA)	INANI	EZINABANTU
UProfesa oyiNgcali eyiNtloko	1	1
INgcali	1	1
iRejistra	1	1

IZIKHUNDLA (EZESESHINI – ZINGAPHI IYURE NGEVEKI)		
	INANI	EZINABANTU
Izikhundla ezing-esosigxina	1	1
INani leebhedhi (ezisetyenziswayo):		2

Izigulane zingalaliswayo eziboniweyo

Ezilandelega unyango	9 526
Izigulane eziqalayo	3 892
Zizonke	13 418

Iinkqubo zethiyetha

IGastrokophi	3 978
IKholonoskophi	1 859
Isgmoidoscopy	129
ERCP	306
Unyango ngeLaser	0
I-Dilation	81
Izigulane ezathunyelwa eGSH	81
I-stent placemant	81

Izimvo ngesiphumo

Esi siphumo sithelakiswa nesonyaka ophelileyo. Ukungabikho kwezixhobo, igosa lezonyango neengcali zonyango, inkxaso yezolawulo nezibonelelo kwenza ukuba le nkonao inganelisi kwaye ingabikho ngamanye amaxesha. Ilebhu ekuthiwa yiManometry Laboratory engasebenziyo kungoku nje ngenxa yokungabikho kakuhle kweenkqubo zoqeqesho kwabasebenzi. Izigulane ezathunyelwa eGSH.

Uphuhliso lwezibonelelo

Safumana:

- oomatshini bokuhlamba be-endoskphu ababini. Lusaqhubeka ulwakhiwo kwigumbi lokuhlambela.
- Ikholonoskophu enesibane kunye neprosesa.
- libhedhi ezintathu zombane zasethiyetha.

IManometry system nekhologophu zaye zatshitshiswa.

Iinkqubo zokufikelelisa iinkonzo kuluntu

Ngexesha lenkqubo yonyaka eyi-Colonoscopy Outreach Surveillance Programme eyayisiwa eWest Coast ukusuka ngomhla we-15 – 19 kuAgasti 2011 apho kwenziwa iinkqubo eziliqela zekhalonoskopu nezegastroskopu (Prof. C J van Rensburg).

UProf. Van Rensburg noGqr. M Marais bapapasha incwadi esihloko sithi:

Management of acute peptic ulcer bleeding.

ISBN: 978 – 953 – 307 – 976 – 9. Edited by: Jianyuan Chai.

INtsebenziswano**Isizwe:**

Intatho-nxaxheba kunye ne-UCT kwezi projekthi zilandelayo:

"I-The role of genetic polymorphisms of carcinogen metabolizing enzymes in the development or susceptibility to oesophageal cancer". Reference number: 040/2005

I-The efficacy of profound acid inhibition with Esomeprazole 40mg bd to reverse -C-MYB mRNA expression in patients with Barrett's esophagus. Reference number: M08/07/036.

Izinto eziphunyeziweyo malunga neenkqubo neziphumo zophando:

Amaphepha-mbuzo akhoyo angeqela leenkqubo zophando enziwa agqitywa.

Inani lezinto ezipapashiweyo zesetyena lesibhedlele/zecandelo	5 +1
---	------

Ukufundisa nokuqeqesha

(abafundi asele benezidanga nabo bakhethiweyo). Babandakanyeka ngokupheleleyo kuqeqesho lwabafundi asele beza kuthweswa izidanga beYunivesithi yaseStellenbosch, oko kusenzeka yonke imihla.

Iirejistra esele zinezidanga kwi-Surgery and International Medicine – ezisi-8 ngonyaka.

Okwangoku zi-2 iirejistra ezibhaliswe kwiiipjekthi e-M.Med.

bafundi bezizwe zehlabathi abakhethwayo abasuka eYurophu naseCuba baqeqeshwa apha kwakunye nabafundi abangekathweswa zidanga abafundisa kule yunithi yonke imihla.

Izinto eziphunyezwe ngokukodwa

Okwaphunyezwa ngokukodwa**Inkqubo/iipjekthi zoPhando:**

1. Ukusungulwa nokugcinwa kwedatha ye-Barrett's oesophagus Access yeYunivesithi yaseStellenbosch fngenjongo zophando (enezigulane ezili-150).
2. I-Genetics in Barrett's oesophagus. Ukuchongwa kwe-clinically-informative biomarkers kuzo zonke iinkalo zezifo yegastro-esophageal reflux kuluntu loMzantsi Afrika.
3. Uphando ngokuxhathisa kwe-HBV kwizigulane ezineHIV nakwezo zingekho HIV kwiSibhedlele iTygerberg: UGqr M Andersson, W Preiser, CJ van Rensburg noJ Taljaard

ICandelo le-Haematology**Fatima Bassa****ISishwankathelo**

- Eli candelo lisoloko lixakeke kakhulu ngenxa yokwanda kwamanani kwezigulane ezigula kakhulu, kube kukho ingxaki enzima malunga nokuthunyelwa kwabo.
- Irejistra eyaqeshwango Julayi 2011, yecandelwana lobungcali kungoku nje ikwisikhundla ezingamiselwanga yona. Kuza kufuneka sidale isithuba se-haematology esimiselwe yona kwixesha elizayo.
- Ukujikeleziswa kweerejistra kwiyunithi yezonyango kwaqaliswa ngoJuni 2011. Zazijikeleziswa isithuba seenyanga ezi-4 ngexesha.
- Ukwamkelwa kokuba kusungulwe iyunithi yonyango lwabaxhalisekileyo abanengxaki ye-hematology. Iintlanganiso ezininzi zenzelwa ukuba kuphunyezwe izindululo ezibekilweyo. Umsebenzi owawulungiselelwe ukuba uqale ngo-2012.
- Kwamkelwa kolwandiso lwe-khemotheraphi suit kwa-X block. Lusaqhubeka uthethethethwano lokwandiswa kweklinikhi yezigulane ezingalaliswayo.

Abasebenzi

IZIKHUNDA (ISIGXINA)	INANI	EZINABA-SEBENZI
Abaxilongi	2	2
Irejistra ePhezulu (isikhundla esabolekwa kwi-Pulmonology)	1	1

IZIKHUNDA (ISIGXINA)	INANI	EZINABA-SEBENZI
liRejistra (ezijik-elezayo)	2 ezisuka kwi-Candelo le-Medicine, 1 esuka kwiCandelo le-Hematopathology	

Isiphumo

Izigulane ezingalaliswayo ezabonwayo

ezilandelelayo :	5513
Izigulane ezitsha ezingalaliswayo:	410
Onames / Admissions/ abangeniswa esibhedlele:	539
Akuzange kubekho zigulane zinyangwa ngekhemotheraphi:	1741

Izimvo ngesiphumo

Linyuka unyaka nonyaka inani lezigulane ezithunyelwayo, izigulane ezangeniswa esibhedlele kunye nezifuna unyango lwekhemotheraphi. Inani lezigulane ezifkayo ezathunyelwayo eliboniswe ngasentla lichaza izigulane ezitsha kuphela ezazithunyelwe eklinikhi. Alibandakanyi zigulane ezilalisiweyo ezathunyelwayo kanezincedwa ngomnxeba.

Iminingeni:

- Ukujikeleziswa kweerejistra kwathatha isithuba seenyanga ezintathu, kwaye ezi rejistra zazinawo amava azazisele zinawo. Ukusuka apho kwakufuneka kubekho umntu oza kwenza umsebenzi wobeko liso, into ke leyo efuna abasebenzi kakhulu. Isisombululo sesokuba kufuneka kuqeshwe igosa lezonyango eliyintloko eliya kuqeqeshwa ze libe lilungu leqela isigxina.
- Ukuqeshwa kwerejistra ephezulu ngumqele osele wenziwe, kodwa kusenzima ukuqinisekisa ukuba irejistra ichitha ixesha ijikeleza ngokomsebenzi we-haematopathology. Ukuqeshwa kwegosa lezonyango kuya kunceda kule ngxaki kananjalo.

Uphuhliso lwezibonelelo

Njengoko kuchaziwe ngasentla, iyaqhubeka intsebenziswano kunye nabo bachaphazelekayo ukusungula iyunithi yonyango lwabaxhalabisayo nokuphucula izinto eziluncedo kwizigulane ezingalaliswanga. Usaqhubeka umsebenzi.

Izicelo zokuphucula izixhobo ezilidala nokufunwa kwezitsha zeyunithi yonyango lwabaxhalabisayo sele zingenisiwe.

Iinkqubo zokufikelelisa iinkonzo kuluntu

Okwangoku asinayo amagunya okuhambisa iinkonzo zifikelele ebantwini. Izinto esizenayo kungoku nje epha esibhedlele, nakwindawo eziziklinikhi nasemfundweni, ziyamangalisa. Imfuneko yokuphucula iinkonzo ze-Hematology kwiindawo ezingamaphandle inikwe ingqalelo kwaye iya kuqwalaselwa nakwixa elizayo.

Intsebenziswano

Intsebenziswano iyaqhubeka kunye nabakwa-Nebraska kunye negranti eyaziwa ngokuba yi-D43. Kulo nyaka upheleleyo amalungu eSibhedlele uTygerberg aye aya kuqeqeshwa ngokwale projekthi. Kwabakho utyelelo lwegqiza leenkokeli zakwa-D43 kwiSibhedlele iTygerberg ngoDisemba 2011.

Kwakukho intsebenziswano kunye neCandelo le-Hematopathology. Yaqala ngoJulayi imijikelo yerejistra ye-hematopathology ngokwe-clinical hematology.

Uphando lusaqhubeka kunye neqela leTygerberg Lymphoma Study.

Isiphumo sophando

1. Abayomi EA, Somers A, Grewal R, Sissolak G, Bassa F, Maartens D, Jacobs P, Stefan C, Ayers LW. **Impact of the HIV epidemic and Anti-Retroviral Treatment policy on lymphoma incidence and subtypes seen in the Western Cape of South Africa, 2002-2009: Preliminary findings of the Tygerberg Lymphoma Study Group.** *Transfus Apher Sci.* 2011 Apr;44(2):161-166.
2. Louw V, Bassa F, Dreosti L, Du Toit M, Gunther K, Jogessar V, Mahlangu J, McDonald A, Patel M, Ruff P, Sissolak G, Webb MJ. **Guideline for the treatment of myelodysplastic syndromes (MDS) in South Africa.** *SAMJ* 2011;101(12): p 900-906

Abafundi asele benezidanga

Abagqiba izifundo zePhD

UGqr.G.Sissolak: **"Impact of rituximab on standard chemotherapy for diffuse large b-cell lymphoma subtyping using a new immunohistochemistry algorithm"**

Umhloli-msebenzi: Prof.P.Jacobs

Izifundo ze-Masters ezagqitywa

Gqr D Kotze – Supervisor Dr G Sissolak; Topic: **"Retrospective analysis of treatment outcome in HIV positive and negative patients with Burkitt's lymphoma treated in Tygerberg Hospital"**

Gqr R Moodley – Supervisor Dr G Sissolak; Topic: **"Retrospective clinical audit of treatment outcome"**

in adult patients with acute Myeloid Leukemia at Tygerberg Hospital from 2000 – 2009”

Gqr P de Witt – Supervisor Dr G Sissolak; Topic: “**AIDS-related diffuse large B-cell lymphoma at Tygerberg Hospital, Cape Town, South Africa**”

Umhloli-msebenzi: Gqr G Sissolak

Uphando oluqhubekayo:

liMasters

UGqr Michael P Cass : i-Masters: Evaluation of patients with neutropenia at the Haematology Unit at Tygerberg Academic Hospital

Umbeki-liso: Gqr Fatima C Bassa

I-Patient accrual yagqitywa ngoMatshi 2012

Ukufundisa nokuqeqesha.

- Ukubandakanyeka ngokupheleleyo kwinkqubo yoqeqesho yabafundi abangekabi nazidanga. Igalelo elibhekiselele ekufundiseni naskuvavanyeni abafundi abangekabi nazidanga.
- Abathathi-nxaxheba kwi-Haematology Module (abakunyaka wesi-3) apho sifundisa size sivavanye abafundi.
- UGqr.Bassa umnxulumanisi wenkqubo yojikeleziso bafundi ebasemva kwexesha elithil becandelo lobugqirha.
- Ukufundiswa kwabafundi abakhethiweyo abangabahambi abasuka kwiYunivesithi iNebraska Medical Centre, abasele benezidanga nabangekabinazo.
- Sathatha inxaxheba qho ngeveki kwinkqubo yokufundisa abafundi asebenezidanga nabangekabinazo beCandelo lobuGqirha.

ICandelo leZifo eziSulelayo

UGqr Jantjie Taljaard

IsiShwankathelo

Inkonzo yezigulane ezingalaliswayo:

ITygerberg Hospital Infectious Diseases Clinic (IDC)

ulungiselelo saza saqalisa ukubona izigulane ezingama-3500 kwi-ART ukususela ngoJanuwari 2004. Eli nqanaba lezonyango lokuqala kwanelinge lokuqala le-ART kwiSibhedlele iTygerberg yayilinyathelo nje elifutshane lokuba kubonwe usungulo lomyinge okwisithilana. Iinzame zephondo ukusungula ezinye iiklinikhi ze-ART kummandla we-TBH azange likwazi ukugcina lingedluli kumda elaliwubekile malunga nokuqwalasela ingxaki yokusasazeka kweNtsholongwane kaGawulayo

ukuya kutsho kwimimandla esemantla emetro. Iiklinikhi yethu yasungula i-PEPFAR eyayixahswa ngezimali (yiSahre Care) ngo-2008 ixahsa iphondo ekusungulwenzi kwekilinkhi ezintsha ngokuchongwa kwezo nkalo zineemfuno, kuqeqeshwe abasebenzi kananjalo kubekho nekhemsetsi yexeshana ndawonye neenkonzo zokonga. Ngo-2011 iKlinikhi yaseBishop Lavis yaye yavulwa yaza yasebenza ngokuopheleleyo. Iiklinikhi yaseElsies River yavulwa nayo ngo-2011, kodwa azangge ifakwe phantsi kwephondo. Enye iiklinikhi eza kuvulwa ngo-2012 njengenxalenye yale nkqubo yiKasssvlei (eBellville South). Inkxaso-mali yale projekthi iza kuphela ekupheleni koSeptemba 2012. Le nkqubo yenza kwalula ukuthumela izigulane ezingama-409 kumanqanaba onyango engqamene nazo impilo yazo (zanda nge-100%). Ngaphandle koku, lilonke inani lezigulane ze-ART zandile kwaye sasinezinye iiklinikhi ekufuneka kuyiwe kuzo kuanxa kuthelekiswa nango-2010.

Ngaphandle kokwanda komthwalo wonyango olusisiseko eziklinikhi, kusafuneka sidfezekise imisebenzi yamanqamaba onyango angui-2/3. Ukwangeza kwezi klinikhi zihlanganisiweyo zobungcali (HPV/CxCa screening, HBV/HIV nezigulo ezihambelana nayo kwanokuba semncgiphekweni ophezulu we-PMTCT) kunye neiklinikhi yezigulo zezintso eyasungulwa ngo-2011 kubanjisenwe neCandelo leNefroloji.

Isicwangciso sokusebenza saye saye sayilwa nguGqr Taljaard (ebambisene ne-General Medicine nabalawuli be-TBH) nokusungulwa kwe-L2/L3 HIV leyuniti ejongene ne-rapid assessment. Ixesha elimiselweyo lale projekthi nguSeptemba 2012 kodwa lithembele kakhulu ekufikeleleni kunonophelo e-TBH. Iingcombolo ze-eltroniki ezibonisa izigulane ezilandelela unyango lwazo inegalelo eliphawulekayo kwinkqubo ekhawulezayo yoxilongo, ukunxibelelana neeklinikhi nobuchule bokuphicotha iziphumo.

IKhemesti elungiselelwe ngokukodwa i-HIV yaqalisa ukusebenza ngo-Epreli 2011 yaza yalenza lufutshane ixesha lokusebenza izigulane lapkathi kweyure e-1 neeyure ezi-4 kuxhomekeke kwixesha ezifike ngalo esibhedlele.

Izigulane ezilaliswayo:

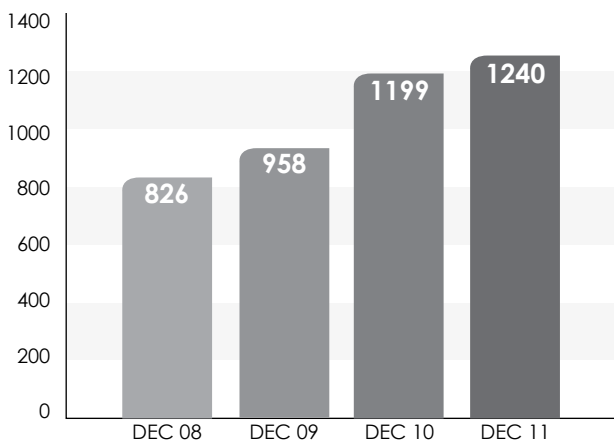
Ilzifo ezisulelayo kwiinkonzo yezigulane ezilaliswayo yenziwa ngokokumiselwa ngugqirha ngedinga. IiRejistra ziya kubona izigulane ngokukhawuleza emva nje kokuba zithunyelwe, kwaye zonke iimeko zengulo kuya kubiniswana ngazo kumjikelo wemihla ngemihla woxilongo. I-avareji yoxilongo

ngeveki ngabantu abali-15 ize ikakhulu lamanani ezigulane ezixilongwayo zivele kwiiwadi ze-medicine ngokubanzi, icandelo lokubelekisa lonyango lwabaxhalabisayo nakwiiwadi zonyango lwabaxhalabisayo. Zenziwa iinzame ngo-2011 zokuba kuqaliswe nge-ART yezigulane eziliqela esibhedlele ukuzama ukucutha inani lezigulane ezifgayo ezibanjwe ngokumandla yi-HIV. Ngo-2012 yenziwa inkqubo ebandakanya zonke izigulane zase-ICU.

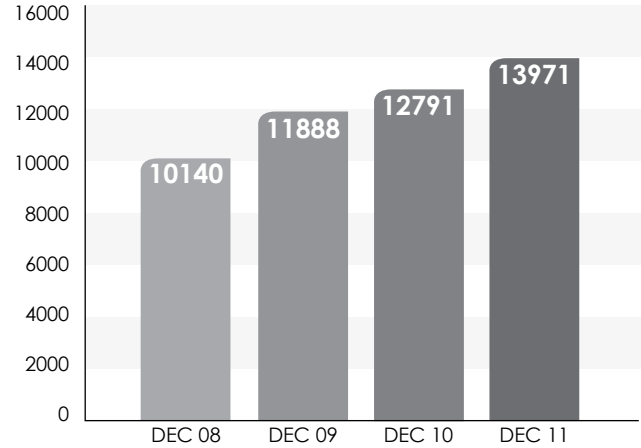
Kuyaqhubeka ukwenziwa kwemijikelo yokunikwa izigulane amachiza azizibulali-zintsholongwane kwiCandelo labagula kakhulu lezonyango nelotyando oko kusenziwa kudityenwe ne-Medical Microbiology.

Isicwancgiso sokusebenza seli ziko malunga newadi yababekwa bodwa sezigulane zonyango esenziwa nguGqr Taljaard ngokwemiyelelo yabalawuli besibhedlele i-TBH kunye neYunithi ye-Infection Prevention and Control. Ixesha elilinganiselweyo lokuguqulwa kwewadi D10 kuya kwenziwa ebutsheni bonyaka 2013.

Izigulane ezikwiART e TBH IDC (2008 – 2011)



TBH IDC – lilonke inani lababeze eklinikhi (2008 –2011)



Ukunatyiwa kweenkonzo:

Kwakumana kusiyiwa qho eTC Newman, kwiSibhedlele sasePaarl, kwiSibhedlele saseWorcester nesaseBrewelskloof kusaqhubeka ndawonye nokutyelela iSibhedlele saseKhayelitsha qho ngeveki. Ukumana kusiyiwa kwiSibhedlele saseKhayelitsha qho ngeveki kwakhuthazwa yinkxaso-mali yabakwa-PEPFAR, sibonelelo eso siya kuophela ngoSeptemba 2012.

Ukungabikho kakuhle kwabasebenzi ukusikhusela ekubeni kwande umda wokunatyiwa kwezi nkqubo nakweminye imimandla. Ezinye iindawo ezinemfuno emandla yenkxaso zibandakanya iSibhedlele iKarl Bremer, iSibhedlele saseStellenbosch nesaseMalmesbury.

ISibhedlele saseKhayelitsha sinemfuno eyodwa yeengcali zoogqirha/inkxaso ye-ID.

Ulawulo:

Iintlanganiso zomsebenzi weenkalo zonke ezihlala ngekota nganye zisaqhuba ukuze kuhlale kuvavanywa ukuba luqhutywa njani na unyango. Abasebenzi baye babe nabamelikwesintlanganiso kuqukwa oogqirha, oonesi noosokhemesti.

Iintlanganiso ezihlala qho ngenyanga ezimalunga

nokufa nokwanda lwezifo – ukufa kuye kuxoxwe banzi malunga nako kwaye kusetyenziselwa ukufunda ukuze kwenziwe utshintsho okanye kukhuthazwe indlela esizinonelel; a ngayo izigulane zethu.

IKomiti yeTBH Antibiotic Stewardship ephantsi kwesandla sosihlalo uGqir Kurt Maart zisaqhubeka kunye neenkqubo zayo kulo lonke ngo-2011 kanti iiprojekthi ezithile ziye zachongwa ezika-2012.

Ukufundisa:

UGqir Cronje Heys wazigqiba izifundo zakhe zonyaka wokuqala njengogqirha owongezelelweyo we-ID. UGqir Talaard waye wathatha iintambo wangusihlalo we-Infectious Disease and Immunology module kubafundi abakunyaka we-4. Onke amalungu eli candela, ooGqir Botha, Prozesky, Thebe noeZeier babebandakanyeka nabo ekufundiseni abafundi abangekathweswa zidanga.

Onke amalungu ezili candela ayebandakanyeka kwiinkqubo ze-CME ngo-2011 kuqulwa nolawulo lwekhosi zolawulo lwezifo eziSulela ngeSondo yoonesi ndawonye nekhosi yolawulo lwesifo i-HIV koogqirha, oonesi noosokhemesti. Abafundi abenza ubugqirha abakhethwayo abasuka eNetherlands, eGermany, eSweden naseDenmark bayaboniswa indlela yokunonophela abane-HIV npkunceda ngeprojekthi zophando; oku kwenzelwa ukuxhobisa abasebenzi nabasebenzi ngokufanayo.

Inkqubo eyongezelelweyo entsha kukho intlanganiso yezonyango ehlala qho ngenyanga kunye ne-HAST ngoogqirha nangoonesi besithilana. Eyona ngcamanango iphambili kukuxoxa ngobunzima bokulawula izigulane, nokuhambisa iinkcukacha ngokwezikhokelo nangokuhlaziya malunga nezinto ezintsha ezithe zenziwa mayela nezifo ezisulelayo kweli nakwihlabathi liphela.

Intsebenziswano neYunivesithi yaseFort Hare iyaqhubeka ngo-2011. Iqela loonesi abangama-35 abhalisiweyo yayiliqela lesi-5 labafundi ukugqiba ikhosi yonyaka om-1 kulawulo oluphezulu lwezigulane ezi-HIV. Ngokwesiqhelolekhusiibandakanya ukuhanjelwa kweSibhedlele iTygerberg ngempumelelo kusenziwa ipaktikali yobeko-liso ngoSeptemba. Le khosi ijolise ekwenzeni nasekuxhobiseni oonesi ukuba balungele ukuqalisa unyango nge-antiretroviral eluntwini abalusebenzayo, kwaye oku kwayanyaniswa nephulo leSizwe, i-NIM-ART.

Ukusebenzisana kwethu ne-Irish Medicine eyibhodi eqeqeshayo kube neziphumo ezidale imijikelo yanempumelelo kwi-Irish ID yerejistra yesi-2 enobungcali encedisayo isithuba seenyanga ezi-6 ngo-2011.

UPhando:

IYunithi ye-HIV Research eseklinikhi inceda inani leeprojekthi yezophando. Olu nxibelelwano lophando nononophelo ngezonyango lunceda izigulane ngokuzinika iinkqubo ezongezelelekileyo nonyango kwaye linika nenkxaso-mali kumalungu eqela ongezolelweyo ezempilo – ama-40% abasebenzi ababonelelwa ngeprojekthi yokuthunyelwa. Iiprothokholi ezikhoyo kungoku nje ziquka iiprojekthi yokuthumela yeShareCare, iHIV Project (uphando ngokuphonononga ukusebenza kwe-cART kwisifo i-HPV kumabhinqa ane-HIV), uphando kwi-hepatitis, nakuphando olubanzi lwenkqubo yedysplasia esibelekweni kumabhinqa ane-HIV ithelekiswa namabhinqa Ngaphandle kwezinto ezithe zapapshwa kwiJenali eli qela lenze iinkqubo eziliqela zophicotho kwaye zaye zanegalelo kwiintlanganiso zemifundo angenayo.

Abasebenzi

IZITHUBA	INANI	EZINABANTU
Ingcali ezincedisayo zonyango zeGrade 2 (ezincdisana ne-Candelo le-General Medicine)	2	2
IGosa eliyiNtloko lezoNyango (isigxina)	2	2
IRejistra eenobungcali encedisayo	0	0

IZIKHUNDLA (ZESESHINI –IYURE NGEVEKI)		
	INANI	EZINABANTU
Ingcali	6	6

Output

Isiphumo

AMANANI-NKCA-ZO ABADALA	2008	2009	2010	2011
I-ART ESANDA KUQALA	368	399	511	491
I-TRANSFER OUT (TFO)	192	170	202	409

AMANANI-NKCA-ZO ABADALA	2008	2009	2010	2011
Transfer in (tfi)	18	38	56	86
I-LOST TO FOLLOW (LTF)	104 (11%)	111 (10%)	139 (10%)	174 (12%)
ABASWELEKAYO	21 (2%)	26 (2%)	31 (2%)	28 (2%)
LILONKE INANI LABAKWI-ART	826	958	1 199	1 240

ABADALA ABABONWE EKLINIKHI	2008	2009	2010	2011
ABABONWE NGUGQIRHA	5 888	6 593	7 324	7 233
ABABONWE NGUNESI	4 241	5 293	2 281	4 233
ABANCEDWE EMAYEZENI	-	-	3 184	2 505
BEBONKE ABANCEDIWEYO	10 140	11888	12 791	13 971

Izimvo ngesiphumo

Into yokuba inani lezigulane lisanda ngaphandle kwezo nzame zenziweyo zokuhlisa izigulane ezithunyelwayo kumanqanaba onyango ezifaleke kuwo iyaxhalabisa. Ukuba asikwazi ukucutha inani oku nghma-50% ngo-2012 kuya kubanzima ukuba siphumeze oko sijolise kuko malunga nokuzisa inkonzo efanelekileyo yonyango lwelo nqanaba lifunekayo kwizithilana ngokuseka iyunithi yokuthumela kwinqanaba lezonyango 2 nele-3.

Uphuhliso lwezibonelelo

Ikhemesti yee-ARV yasuswa kulaa ndawo yayikuyo ikhemesti enkulu kuMgangatho oseZantsi yasiwa kwicandelo le-Infectious Diseases Clinic e- 8th Floor e-TBH ngo-Agasti 2011. Amagumbi angasese aye ajikwa enziwa indawo enkulu efanele iimfuno zethu. Ukusuka kwikhemesti enkulu kwenziwa ngexa yesizathu sokuba kufunwa ukuba inkonzo eyenziwayo ibe yengcono nelungele izigulane zethu (enziwe abe mafutshane amaxesha okulinda,ingxaki yomntu ngamnye ijongwe ngokwendlela efanele

yena kwaye ibe yindaba yakwamkhozi), sibe nosondelelwano kunye noosokhemesti bee-ARV, abayinxalenye ebalulekileyo kweli qela (imibuzo yezigulane neentlanganiso kuba lula ukuzihlala ngenxa yendawo evulekileyo), sikwajonge nokucutha umthwalo osemagxeni ekhemesti enkulu ngokumayela nendawo yokubeka amayeza, kwanendawo yokuhlalisa izigulane.

Indawo yokutshintshela iintsana amanabukeni yayisetyenziswa nayo kunye negumbi lokuhlola umchamo kuqukwa negumbi langasese lezigulane ezihamba ngesitolo.

linkqubo zokufikelelisa iinkonzo kuluntu

linkonzo zabasafikisayo

linkonzo ezenzelwa umlisela nomthinjana (iintsana ezizelwe zi-HIV de zafika kwinqanaba le-adolescence)

Nakuba inkqubo le ingentshanga, inkonzo yabantwana abafikisayo ikhula ngokuphawulekayo. Le nkonzo kungoku nje ayiyonxalenye yombono we-provincial HAST kwaye ihleli emandleni e-PEPFAR ngokwenxaso-mali. Esi sibonelelo siza kuphela ekupheleni koSeptemba 2012. Le nkampu yayenziwe ngentsebenziswano ngo-Epreli 2011 kunye necawe yaseTshetshi eseDurbanville. Injongo yale nkampu yayikukomeleza ubudlelane phakathi kwabantwana, ukubaxhobisa ukuba bakwazi ukuzimela kananjalo bakwazi ukukhawulelana nabahlohli angamahlakani abo. Njengoko le Cawe sele yathatha abanye abantwana ukuba ibancede, ngokwemimiselo yezi nkqubo baya kumana bekhutshwa bekhenketha.

Inkqubo enobungcali ejoliswe kwizigulane

"Isigulane esinobungcali" esivela eluntwini sahlawulwa yi-PATA [Paediatric Aids for Africa] ukuze sancedise abasebenzi bezonyango ngemisetyenzana engephi enxulumene iksikakhulu neentsapho eziphila nentsholongwane ye-HIV ne-AIDS ngo-2011. Esi sigulane sasikhokela amaqela oomama axhotyiswa ngolwazi. Eli phulo linika ithemba kwizigulane eisthsa ezisafikayo kule nkqubo kananjalo nokuxhobisa abo baphelelwa yimisebenzi nayimivuzo ngenxa yokuba bafunyaniswa be-HIV.

Intsebenziswano

Kwisizwe

UGqir Taljaard

- Waqeshwa kwi-Provincial AIDS Council phantsi kosihlalo onguMphathiswa wezeMpilo
- Ulilungu le- Provincial HAST Policy Advisory Forum
- Ihlakani lokubhala leSikhokelo esigama linguProvincial Infectious Diseases Framework esaye samkelwa njengoxwebhu lomgaqo- nkqubo osemthethweni wephondo 2011
- I-Stellenbosch University Rural Medical Education Partnership Initiative (SUR-MEPI)
- Inkokeli yeprojekthi yeenkqubo ezi-2 eziyinxalenye yegranti ye-NIH grant nentsebenziswano ne-Knowledge translation Unit kwilungu institute yase-UCT kwanomnye umsebenzi
- Ukuxhobisa ngolwazi nobuchule ngezoPhando kwiSibhedlele se-TB iBrewelskloof eWorcester ngokwenza kubekho iforum yophando nophuhliso lwedatha yezonyango elungiselelwe abanyangi. Umchwethezi wedatha uya kuqeshwa ngo-2012 kwaye iiprojekthi zophando ziya kuchongwa ngenjongo yokuphonononga ihlakani.
- linkqubo ze-CME eqhubekayo eWorcester HAST, Worcester Family Medicine and International Medicine Divisions kunye neSibhedlele se-TB iBrewelskloof oko kusenziwa ngokweentlanganiso zemfundo nezonyango ezibakho qho ngenyanga kwiSibhedlele saseWorcester.
- Ukuzisa i-PALSA kunye noqeqesho kwi-HIV/TBSTI ukuze kwenziwe abafundi abangekathweswa zidanga babe yinxalenye yemodyuli i-ID theoretical module – eli lilizwe lokuqala eliya kuqalisa oku ngoFeb 2012.
- IYunivesithi yaseFort Hare School of Nursing – uqeqesho loonesi eziyongene nonyango lwenqanaba elisisiseko kuLawulo lwe-HIV/TB ne-STI.

UGqir Prozesky

- Umphononongi oyintloko we-leDEA Southern Africa ojongene nokuqokelelwa kweenkcukacha ze-HIV. **Le yinkqubo enguvulindlela, - ukukhangela iziphumo ze-TB ngokunxulumanisa ezo ziphumo zeSouth African ART kunye neeregistri yephondo – kwiSibhedlele iTygerberg.**
- Ilungu lekomiti ye-National EDL.

Okuphunyeziweyo

1. DU TOIT R, WHITELAW DA, TALJAARD JJ, DU PLESSIS L-M, ESSER M. *Lack of specificity of anticyclical*

citrullinated peptide antibodies in advanced human immunodeficiency virus infection. Journal of Rheumatology 2011; 38(6) : 1055-1060.

2. KEISER O, CHI BH, GSPONER T, BOULLE A, ORRELL C, PHIRI S, MAXWELL N, MASKEW M, PROZESKY HW, FOX MP, WESTFALL A, EGGER M. *Outcomes of antiretroviral treatment in programmes with and without routine viral load monitoring in Southern Africa. Aids* 2011; 25 : 1761-1769.
 3. VAN ZYL GU, VAN MENS TE, MCILLERON H, ZEIER MD, NACHEGA JB, DECLOEDT E, MALAVAZZI C, SMITH P, HUANG Y, VAN DER MERWE L, GANDHI M, MAARTENS G. *Low lopinavir plasma or hair concentrations explain second-line protease inhibitor failures in a resource-limited setting. JAIDS-Journal of Acquired Immune Deficiency Syndromes* 2011; 56(4) : 333-339.
 4. WASSERMAN E, TALJAARD JJ. *Update on infections caused by Staphylococcus aureus. Southern African Journal of Epidemiology and Infection* 2011;26(2) : 60-64.
 5. DUTILH JC, TALJAARD JJ. *A bulky mass in an HIV-positive patient. The Netherlands Journal of Medicine* 2011; 69(6) : 287-291.
 6. MITHA M, NAICKER P, TALJAARD JJ. *Cutaneous Mycobacterium kansasii infection in a patient with AIDS post initiation of antiretroviral therapy. The Journal of Infection in Developing Countries* 2011; 5(7) : 553-555.
 7. ZEIER MD, NACHEGA JB. *Targeting HIV: past, present and future. Infectious Disorders – Drug Targets* 2011; 11 : 98-114.
 8. NACHEGA JB, MUGAVERO MJ, ZEIER MD, VITÓRIA M, GALLANT JE. *Treatment simplification in HIV-infected adults as a strategy to prevent toxicity, improve adherence, quality of life and decrease healthcare costs. Patient Preference and Adherence* 2011; 5 : 357-367.
- UProf Nachega nguMlawuli weZikwana leZifo eziSulelayo kwiCandelo lezoNyango
9. NACHEGA JB, ROSENKRANZ B. *Targeting tuberculosis and HIV/AIDS: a global progress report of a deadly partnership. Infectious Disorders - Drug Targets* 2011; 11(1) : 96-97.
 10. MILLS EJ, KANTERS S, HAGOPIAN A, BANSBACK N, NACHEGA JB, ALBERTON M, AU-YEUNG C, MTAMBO A, BOURGEAULT IL, LUBOGA S, HOGG RS, FORD N. *The financial cost of doctors emigrating from sub-Saharan Africa: human capital analysis. British Medical Journal* 2011; 343 : d7031.

11. MILLS EJ, BAKANDA C, BIRUNGI J, CHAN K, HOGG RS, FORD N, NACHEGA JB, COOPER C. *Male gender predicts mortality in a large cohort of patients receiving antiretroviral therapy in Uganda. Journal of the International Aids Society* **2011**; 14(52) : 1-7.
12. MAHER D, HARRIES AD, NACHEGA JB, JAFFAR S. *Methodology matters: what type of research is suitable for evaluating community treatment supporters for HIV and tuberculosis treatment?. Tropical Medicine & International Health* **2011**; 00 : 1-8.
13. BAKANDA C, BIRUNGI J, MWESIGWA R, NACHEGA JB, CHAN K, PALMER A, FORD N, MILLS EJ. *Survival of HIV-infected adolescents on antiretroviral therapy in Uganda: Findings from a nationally representative cohort in Uganda. PLoS ONE* **2011**; 6(4) : 1-6.
14. BAKANDA C, BIRUNGI J, MWESIGWA R, FORD N, COOPER C, AU-YEUNG C, CHAN K, NACHEGA JB, WOOD E, HOGG RS, DYBUL M, MILLS EJ. *Association of aging and survival in a large HIV-infected cohort on antiretroviral therapy. Aids* **2011**; 25 : 701-705.

Ukufundisa noqeqesho

Abangekathweswa zidanga:

Usihlalo owanyulwayo wemodyuli ye-Infectious diseases and Immunology

Abasele bathweswa izidanga:

Ingcali encedisayo kwizigulo ezisulelayo – uGqr Cronje Heys (unyaka wokuqala)

Inkokeli yeprojekthi ye-Mmed- uGqr Afrika Parker (onjengene neziphumo ze-HIV e-Medical ICU)

Uqeqesho olulandela olusiselo lwamanesi okwezolawulo lwe-HIV (Iyunivesithi iFort Hare)- J Taljaard (wezifundo ze-didactic), oogqirha noonesi abojongene nezigulo ezixhaphakileyo (imfuzo) kusapho (kwenziwa ipraktikali yokujikeleza iveki ibenye)

Abafundi abakhethwayo:

UGqr Ciaran Bannan wayemana etyelela iyunithi yethu isithuba seenyanga ezi-6 ukusuka kuJanuwari 2011 ukuya kuJuni 2011. Ulihlakani lethi elikwisikhundla esiphezulu elisuka e-Ireland.

Abafundi abangekathweswa zidanga abakhethiweyo abasuka e-UK, eSweden, eNetherlands naseDenmark babemana ukutyelela eli candelo lethu unyaka wonke ngo-2011 isithuba senyanga e-1 ukuya kwezi-3

Okuphunyezwe ngokukodwa

Unyanga inani lezigulane ezinezigulo ezingapheliyo ezineenkqubo eingamkelekanga ngenxa yomkhwa wokungayilandeli imiyalelo yokusela amayeza kwangaxeshanye kuzanywa ukukhawulelana nengxaki yezigulane ezingafuniyo ukunyangwa nezifuna ukumana zisiya eklinikhi ngaphezu kommiselo. Idatha yokusebenzisana yase-ID ihamba kakuhle noko. Kusakhethwa ukuwathatha amanqaku ngesandla ngoogqirha kwaye oko kungummiselo wesibhedlele, kodwa apha yenziwa ngetemplethi athathwa qho ngokuza kwesigulane esibhedlele amanqaku, kuthathelwa koko kwakufunynisiwe kwixesha elidlulileyo, kuthathelwa ingqalelo nezonyango, amayeza akhutshwayo asebenze njani, kwanophononongo lwezaselebhu. Iimpazamo ezenzeke kwimiyalelo kagqirha ngokwamayeza zacuthaka kwaye oogqirha ngoku baphendula koko bakuboniswa yindlela esiqhuba ngayo isigulane, ukujikeleziswa kwabasebenzi kwenziwe kwalula kwimisebenzi yabo emitsha. Ukubeka iliso nokunika ingxelo kwiimeko zonyango, ukunyangwa okwayanyiniswa neemeko ezinxahileyo, iingxelo ezingokufa nezingezifo, iingxelo zephondo kunye nentsebenziswano kwiingxelo zoMzantsi Afrika sele zisenzeka ngenxa yoncedo lwe-elektroniki ukugcina iirekhodi. Ukuhambisa iileta kwenziwa ngokukhawuleza kwaye ziwushwankathelo ngendlela ecacileyo necocekileyo umsebenzi wedatha, kwaye ngokukhawuleza. Ngaphandle nje kwale datha yase-ID, idatha yababoniweyo yecandelo leZifo eziSulelayo liyakwazi ukuzigcina iirekhodi zabathunyelwayo/thunyelweyo, ngeli xesha idatha yase-COLPOS, nedatha yamacandelo ajongene nefom ye-hymphoma nehepatitis eseza kwenziwa, esisixhobo esikhuselekileyo, esiluncedo nesinamandla ekugcineni nasekubekeni iliso kwiinkcukacha eziya kumana kujongwa kuzo.

I-HIV njengesifo esingapheliyo, izigulane kulindeleke ukuba zihlale ziphantsi konyango iminyaka ngeminyaka. Kodwa bayakwazi ukuhambahamba nakwamanye amaphondo! Ayothusi into yokuba babuyela kwakuthi emva konyaka okanye emva kweminyaka emibini. Indlela abazikhethela yona yokunyangwa kwixesha elizayo ixhomekeke ekuyithobeleni kakuhle imimiselo yonyango nokufikelela lula kwizinto zonyango. Ukungabikho kakuhle kwendawo eklinikhi kwenza ukuba kwenziwe ifiling system nge-elektroniki. Le nkqubo isekwe kwi-web, kwaye inika oogqirha abasemaphandleni

ithuba lokuba bakwazi ukufikelela kwiifolda zezigulane nakwiiprothokholi zolawulo lwezifo ezisulelayo/HIV. Zincedakele ii-ofisi ngoku ekubeni ziphuphume ziifayili ezikhabhathini neengqumba zeefolda zeeklinikhi. Idatha ngoku yandisiwe ukuze ibandkanaye neeklinikhi yezifo ezihambekana ne-HIV, opko kusenziwa kubanjisenwe namacandelo e-medical virology ne-gastroenterology.

Umzekelo weenkukacha ezenziwa yidatha:

NANI LEZIGULANE EZAQALISA ENYANGENI	
ISINI	ZIZONKE
Ibhinqa	17
Indoda	11
Zizonke	28

INANI LEZIGULANE EZENZA I-ART YE-TBH INATYISWE EKUPHELENI KWENYANGA	
ISINI	ZIZONKE
Ibhinqa	750
Indoda	449
Zizonke	1199

INANI LEZIGULANE EZATHINTELA UKUHANJISWA KWENKQUBO YE-ART YETBH ART NGALAA NYANGA		
ISINI	ISIPHELO	BEBONKE
Ibhinqa	Afayo	2
Ibhinqa	Ukuphazamiseka konyango obeluzakunatyiswa	1
Ibhinqa	Abavela bayeka ukulandelela unyango	16
Ibhinqa	athunyelwayo	4
Indoda	afayo	1
Indoda	Abavele bayeka ukulandelela unyango	14
		38

ICandelo leNefroloji

uProf MR Davidss

Abasebenzi

IZIKHUNDLA (EZISIGXINA)	INANI	EZ-INABA-SEBENZI
lingcali zeNefroloji	3	3
iiRejistra	4	4

Isiphumo

Abangeniswe esibhedlele::

kwaWadi A7	
bebonke abangenisiweyo	270
Zizonke izigulane ezikwi-chronic dialysis ekupheleni konyaka:	
iHaemodialysis	63
iPeritoneal dialysis	40

Ababonwe e-OPD ngonyaka:

eNefroloji OPD	2 050
kwiklinikhi iPeritoneal Dialysis	595
IKlinikhi yotyando-fakelo	2 805
liYunithi ze-Haemodialysis	8 075

linkqubo

Haemodialysis: Chronic	7 353
Haemodialysis: Acute	698
Plasmapheresis:	168
Charcoal haemoperfusion:	5
Kidney biopsies:	186

Utyando-fakelo lwentso:

Utyando-fakelo lwezintso kwabatsha	19
Utyando-fakelo lomnikeli ophilayo	10
lizigulane eziphilayo ezalandelelwayo e TBH	164
Lilonke inani ezanyuka ngalo izigulane zotyando-fakelo	893

linkqubo zoxilongo lwedialysis/inkqubo yotyando-fakelo:

Zizonke izigulane ezaxilongwayo	225
ezamkelwayo	55
ezingazange zamkelwe	148
ekungazange kuthathwe sigqibo ngazo	22

Uphuhliso lwezibonelelo

Kwathengwa isystem entsha yokucoca amanzi ebizwa ngokuba yi-reverse osmosis water treatment system. Umgangatho wamanzi waphucuka noko.

linkqubo zokufikelelisa iinkonzo kuluntu

Ukuqeqeshwa kwinefroloji kwabasebenzi abasuka kwizizwe zehlabathi ezisakhulayo kusaqhubeka: UGqar Wala waseKenya. uGqar Manadhar waseNepal walugqiba uqeqesho. Aba gqirha babexhaswe ngezimali yi-International Society of Nephrology. UGqar Adeniyi waseNigeria wazigqiba izifundo zakhe zesidanga se-MSc Clin Epi.

li-PPI neYunithi yasePaarl neyaseVredenberg ze-National Renal Care kunye neYunithi ye-Fresenius Medical Care zisaqhuba kakuhle. Oku kuphucula ukufikekwa kwe-dialysis kwaye kukwaphuculwa ne-QOL yezigulane ezibandakanyekayo.

Intsebenziswano**Izizwe zehlabathi**

Ukubandakanyeka kuphando lweqela lePACT kunye namanye amaziko aseAfrika kunye neSchool of Public Health seYunivesithi iHarvard.

Intsebenziswano phakathi kweCID nabanye malunga neHIV neprojekthi yphathelelene

Okuphunyeziweyo

Davids MR, Chikte UME, Halperin ML. *Development and evaluation of a multimedia e-learning resource for electrolyte and acid-base disorders. Advances in Physiology Education 2011*; 35: 295-306.

Adeniyi AB, Adeniyi FB, Davids MR. *The use of inferential statistics in clinical research: Between hypothesis testing and confidence interval. South African Rheumatology Journal 2011*; 3(2): 16-19.

Congress presentation: Volmink J, Laurence C, Davids MR, Naude C, Adeniyi AB. *Partnership for Cohort Research and Training (PaCT): pilot study, South Africa. IEA World Congress of Epidemiology Symposium. Edinburgh, Scotland, August 2011.*

Ababeki-liso kwiiProjekthi zoPhando zeMasters

Prof Davids: wayengumbeki-liso kuGqar Aderemi Adeniyi – MSc (Clinical Epidemiology) kwiYunivesithi yaseStellenbosch ngo-2011. Igama leProjekthi yakhe ithi: *The prevalence of chronic kidney disease and its association with cardiovascular risk factors among teachers in South Africa: A Partnership for Cohort Research and Training (PaCT) pilot study.*

Ababeki-liso kwithisisis yobugqirha

USupervisor: uProfesa Moosa; Candidate: uGqar William Bates – isihloko seThisisi: *Hepatitis-B-associated glomerular disease: A clinicopathological study of hepatitis B virus associated membranous glomerulonephritis in Namibian and South African children 1974-2005 and a comparison with hepatitis B associated membranous glomerulonephritis as well as idiopathic glomerulonephritis in adults. Degree awarded December 2011.*

Owayesahlabe ikhefu

UGqar Johan Nel wahlaba ikhefu elifutshane waya eLeuven, eHolland ngoJulayi – Agasti 2011

Ukufundisa noqeqesho

Iirejistra ze-Interna Medicini eziqeqeshwe nkwinefroloji (ngooGqar Pretorius, Brauns, Bezuidenhout, Pellizon, Jooste, Sauls, Jansen, Nwankwo, Simons, du Toit, Swart), uGqar Chothia walugqiba ngempumelelo uqeqesho lwakhe lubuncedisa kwezobungcali ngoMatshi 2011, uGqar Sebastian waqalisa ngoqeqesho lwakhe lokuncedisa njengogqirha onobungcali ngoSeptemba, waba mhle umlinganiselo wokuphumelela kwabafundi benefroloji abenza MBChB.

ICandelo leNuroloji**Prof J. Carr****Abasebenzi**

IZITHUBA (ISIGXINA)	INANI	EZINABANTU
lingcali	3	3
IiRejistra (Inani ku-phela)	2	2

IZIKHUNDLA (EZESESHINI – ZINGAPHI IYURE NGEVEKI)		
	INANI	EZINABANTU
lingcali	1	1

Isiphumo:

Abangalaliswayo abancedwayo:	3 494
liklinikhi zonyango olulodwa:	
Abangeniswa kwiKlinikhi zoNyango olulodwa	325
linkqubo zaseThiyetha:	
EEG:	1 385
EMG:	548
i-Sleep Studies :	36

linkqubo zokufikelelisa iinkonzo kuluntu

Ziyaqhubeka qho ngenyanga iinkqubo zokusa iinkonzo eluntwini ze Candelo lobuGqirhaze Sibhedlele sase Worcester kwanenkono ezisiwa ebantwini kwiSibhedlele iHelderberg zisaqhuba, ukongeza kwinkonzo ye-EEG kwiSibhedlele sase Worcester

Okuphunyeziweyo

1. Keyser RJ, Oppon E, Carr J, Bardien S. Identification of Parkinson's disease candidate genes using CAESAR and screening of MAPT and SNCAIP in South African Parkinson's disease patients. *J Neural Transm.* 2011 Jun;118(6):889-97.
2. Zatzirua V, Butler J, Carr J, Henning F. Neuromyelitis optica and pulmonary tuberculosis: a case-control study. *Int J Tuberc Lung Dis.* 2011 Dec;15(12):1675-80.
3. Ross OA, Soto-Ortolaza AI, Aasly JO, Abahuni N, Annesi G, Bacon JA, Bardien S, Bozi M, Brice A, Brighina L, van Broeckhoven C, Carr J, Chartier-Harlin M-C, Dardiotis E, Diehl N, Ferrarese C, Ferraris A, Friske B, J. Gibson B, Gibson R, Hadjigeorgiou G, Hattori N., Heckman MG, Jasinska-Myga B, Jeon MD BS, Kim YJ, Klein C, Kruger R, Kyrtzi E, Lesage S, Lin C-H, Lynch T, Maraganore DM, Mellick G, Nilsson C, Nuytemans K, Opala G, Park SS., Pedersen NL, Puschmann A, Quattrone A, Sharma M, Silburn PA, Sohn YH, Stefanis L, Tadic V, Tomiyama H, Ryan J. Uitti RJ, Maria Valente EM, van de Loo S, Vassilatis D, Vilarinho-Güell C, White LR, Wirdefelt K, Wszolek ZK, Wu R-M & Farrer MJ on behalf of the Genetic Epidemiology Of Parkinson's Disease (GEOPD) consortium. LRRK2 exonic variants and susceptibility to Parkinson's disease. *Lancet Neurology* 2011.
4. Bardien S, Lesage S, Brice A, Carr J. Genetic characteristics of leucine-rich repeat kinase 2 (LRRK2)-associated Parkinson's disease. *Parkinsonism & Related Disorders* 2011;17(7):501-8.

ICandelo le-Pharmacology**Prof. B. Rosenkranz****Isishwankathelo****IiNkonzo:**

IiNkonzo zeli Candelo lePharmacology ziquka iTherapeutic Drug Monitoring (TDM, 32 drugs) kwanokusebenza kweTygerberg Poison INFORMATION Centre kwilizwe lonke, ezenziwa iiyure ezingama-24. Lilonke inani leesampuli ngama-23,732 ezaye zahlalutywa kwi-TDM laboratory ngo-2011, apho kuzo ama-60% yayiyeyeSibhedlele iTygerberg njengoyena mxhasi mkhulu. Intsalele yezinye izinto ezaye zahlalutywa yayizezeSibhedlele zephondo kwanezinye iinkonzo ezahlukeneyo.

ITygerberg Poison Information Centre yaxilonga ama-6.263 ezigulane; ezinye iimeko ezingama-41% zokubonwa kwabagulayo zazibhekiselele kwikhemikhali ezingengomachiza, ama-40% yayiziimeko zabantu abasebenzisa amachiza ngaphezu komlinganiselo, ie -9% ibe ngabo babesesichengeni sezinto zebhayoloji ize i-10% ibe zizintro ezimalung nabantu abancedwayo bengezozigulane kodwa. Ama-39% zazivela kwiNtshona Koloni ize ama-61% asuke kwamanye amaphondo, ezinye zizivela kwamanye amazwe.

Amalungu eli Candelo athatha inxaxheba kwinkqubo eyaziwa ngokuba yi -The Drug and Therapeutics Committee, iProvincial Pharmacy and Therapeutics Commiittee kunye ne-Ethics Committee yeFakhalathi yeHealth Sciences.

Ukufundisa

linkqubo zabafundi abasele bethweswe izidanga kunye nabo bangekathweswa abafunde3la ubugqirha nabefixiotheraphi zaye zandlalwa ngempumelelo liCandelo leTamakholoji.

IiSeshini zekhosi yokuqala yeDiploma kwiPharmaceutical Medicine yenziwangempumelelo liCandelo eli, kunye neTierlei Trial Centre. Ngo-2011, abafundi aba-5 bathatha inxaxheba kule nkqubo. Oku kwaye kwadityaniswa nephulo le-EU IMI PharmaTrain; olu nxibelelwano lubalulekileyo ukunceda ekunikweni kwengqalelo kweenkqubo zokufundisa abaniki zikhosi kwihlabathi lonke.

Abafundi abane beMSc nabafundi aba-2 be-PhD baye baqeqeshwa leli candela ngo-2011. Ukongeza koku, babebathathu abafundi bezobugqirha abangamaJamani (iYunivesithi yaseWuerzburg) ababesenza ipraktikhali kwithesis yabo yezobugqirha (Dr med) kweli Candelo.

Inkqubo yoqeqesho kwi-Clinical Pharmacology (MMed) yayivunywe ngabe-DoE, iirejistra ezi-4 zoqeqesho lababenikwe iHPCSA. Inkqubo leyo yayiqaliwe ngo-2012 ngokuxhomekeke ekubeni zikhona na izithuba /izongezelelo.

Uphando

Uphando lwezonyango luhlala lujolise kumachiza eTB -pharmacokinetics kunye ne-antiretovirals kwizigulane eziizodwa (iiprojekthi ezi-3). Ezi nkqubo zemfunalwazi zenziwa kunye namasetyena esibhedlele ezinyango eTygerberg nakwiiklinikhi zangaphandle. Iiprojekthi ezingezozanyango ziqwalasela umba wamachiza ezimvelo kunye namachiza esilungu (kwi- in vitro metabolism), ukuthuthwa kwe- reverse transcriptase inhibitors.

Ezi projekthi zibandakanya ngokuyabanzi igqiza leli Candelo. Iiprojekthi zoPhando zaye zenziwa yi-Tygerberg Poison Information Centre, njengophando olusetyenziselwa iinkonzo zayo.

Abasebenzi

IZIKHUNDLA (EZISIGXINA)	INANI	EZIZAL-ISIWEYO
UProfesa onobuNgcali oyiNtloko	1	1
INgcali ePhezulu / INgcali yezoPhando	4	3
USokhemesti oyiNtloko/ USosayensi	2	2
Ingcali yophando	1	0
Oochwepheshe	6	6
Umncedisi olawulayo	1	1

IZIKHUNDLA ZESESHINI		
	INANI	EZIZALISIW-EYO
Ingcali	3	3

Isiphumo

Tygerberg Poison Information Centre	
Uxilongo:	6 263
IiNkonzo zeLebhu (TDM)	
uHlalutyo:	23 732

Izimvongesiphumo

Ulwazi nobuchule beli Candelo bandiswa ngokuqeshwa kwe-clinical pharmacologist enamava kunye noMlawuli we-Poison Information Centre. Ukongeza kolu lwakhiwo lweCandelo luya

kunceda ekunikeni inkonzo yoxilongo efanelekileyo kwiSibhedlele iTygerberg ze kamva incedi iiklinikhi.

Inkonzo ejongene netyhefu eyenziwa yi- Tygerberg Poison Information Centre isahleli iphethwe njengengafumani nkxaso kwiPhondo, ingakumbi ngeenkonzo ezenziwa emva komsebenzi. Ngoko ke, iyakwamkeleka into yokuba eli Ziko lifumane inkxaso njengakwiminyaka edlulileyo kwicandelo loNyango oluNgxamisekileyo nase-UCT Clinical Pharmacology.

Amalungu eli Candelo athatha inxaxheba ngokuzimisela kwiKomiti yezaMachiza nezoNyango, iKhemesti yePhondo kunye neKomiti yezoNyango kwaneKomiti ejongen neNdlela yokuziPhatha yeFakhalthi ye-Health Sciences abanegalelo kwimibutho yesizwe neyehlabathi.

Isiphumo sophando seli Candelo sondlalwa kwizinto ezapapashwayo ezaziphonongwe ngamhlakani kananjalo nakulwandlalo olwalusenziwa kwiintalanganiso zehlabathi eziphathelelene nezesayenzi (khangela apha ngasezantsi)

Uphuhliso lwezibonelelo

Ukunxibelelana kwamasebe aye aqiniswa ngokubandakanyeka qho kweClinical Pharmacology ekufundiseni nakwimijikelo eyodwa kwiwadi ye-clinical pharmacology and toxicology, enikwa ngabasebenzi abasanda kuqeshwa, iingcali zamachiza ezinamava (ugqirha), kunye noMlawuli we-Poison Information Centre (usokhemesti).

Iinkqubo zokufikelelisa iinkonzo kuluntu

Uhlalutyo lwenkqubo yeLebhu ye-TDM lwaqhubeka lusenziwa kwiiklinikhi eziliqela kusisiwa iinkonzo.

Le nkqubo yokufundisa abasebenzi bezempilo kunye noluntu yayisenziwa yi-Tygerberg Information Centre:

- Iiprojekthi iPoison Chart Project – kulo nyaka uphelileyo bayikhutshelwa mahala abaantu ngokubeka kumazikwana athengisayo ngokweeprojekthi zoluntu.
- Kwaye kwapapashwa itshathi enetyhefu kwiphepha-ndaba i"Die Beeld" ngomhla wama-24 kuMatshi 2011.
- Udliwano-ndlebe noTV2: kwiProgram uFokus. nguGq GJ Muller owayethetha nge-"Adolescent Volatile Hydrocarbon sniffing" yaye yashicilelwa nge-7 ngoJuni 2011

Intsebenziswano entle phakathi kwe-NGO,HOPE Cape Town (www.hopecapetown.com) – kwii-ofisi zeCandelo lePharmacology – isaqhubeka nango-2011. I-HOPE Cape Town yaququzelela

amagqirha ama-2 aye azisa amachiza awo ukuba ahlolwe kwiprojekthi yophando (intsebenziswano ngokwe-in vitro drug) ngumfundi owenza i-PhD. UProf Rosenkranz lilungu lebhodi yalo mbutho.

INtsebenziswano

Kuzwelonke

Ukusebenzisana neqela elisebenzayo elihlanganyelweyo le-Poison Information Centres phantsi kweSebe le-Environmental Health.

Ukuhlala qho kweentlanganiso ezingophando oluhlanganyelweyo zeCandelo le-Clicnila Pharmacology (UCT) kunye neSchool of Pharmacy (UWC) ukuze kwenziwa iiprojekthi ezibambiseneyo zophando.

Ubambiswano ngophando kunye ne-Tygerberg Children's Infectious Diseases Clinical Research Unit (KID-CRU) ndawonye ne-Desmond Tutu TB Centre (weYunivesithi yaseStellenbosch).

UProf Rosenkranz lilungu lekhangisa ye-CMSA College of Clinical Pharmacologists, iSandla sePrezidanti we-South African Society for Basic and Clinical Pharmacology (SASBCP) kwanosihlalo weKomiti yezeMali weNkongolo yeHlabathi ngo-2014 kwi-Basic and Clinical Pharmacology. Ukuphuhlisa kwezakhono nolwazi yinkqubo eyenziwa kubafundi abaNtsondi be-PhD ababengamalungu eKomiti.

ICandelo labuCala

Uhlahluty lwamachiza eengcali zephatholoji kunye namanye amaziko.

Ukwenziwa kweemvavanyo zebhayoloji kwiiNkonzo ezibizwa ngokuba yi-WP Blood Transfusion Services.

Umnikelo oya kwi-Tygerberg Poison Information Centre owawuvela kwi-Agricultural Crop Protection Dealers Association of SA.

Izizwe zeHlabathi

Intsebenziswano yophando lwezizwe zehlabathi isaqhuba kwiiklinikhi malunga neZifo eziSulelayo, kwiYunivesithi yaseWuerzburg, eGermany kunye neCandelo lePharmacy, leYunivesithi yaseFlorida, eGainesville, e-USA. Intsebenziswano kunye neWuerzburg yayixhaswe yi-National Research Foundation South Africa, iDuetsche Forschungsgemeinschaft (DFG), kunye neBaravian Federal Government (International Research Training Group project 1522HIV/AIDS and Associated Infectious Diseases in South Africa") – I-IRTG yabaxhobisa ngolwazi nobuchule yaza yabaqeqesha abafundi abasele benezidanga, kwabakho neesemina zoqeqesho kwanotyalelo lwabafundi baye kwezinye

iindawo abezo ndawo beze kweli. Umfundo omnye owenza iMSc waseStellebosch iprojekthi yophando eWuerzburg isithuba seenyanga ezi-3, abafundi aba-3 abasuka eWuerzburg bachitha iinyanga ezi-5 kwiCandelo lePharmacology.

UProf Rosenkranz ulilungu elikhutheleyo leFakhalathi ye-Pharmaceutical Medicine (RCP) (IKomiti yeHlabathi) kunye ne-IUPHAR (Ilungu leKomiti).

Kwaye kwaboniswa kunye ne-WHO malunga nokwenziwa kwePoison Information Centres e-Afrika kwakurhanelwa ukuba kukho izihlo zokutyhefeka okuthile eAngola; uGqr GJ Muller wanceda i-WHO ngophando olwalurhanelwa ukuba ludalwe yikhemikhali kwizikolo eziliqela kwiPhondo iCabinda ye-Angola (ngo-Agasti – September 2011).

Iziphumo zoPhando olupapashiweyo

Izinto zophando ezapapashwayo

- Veale D.J., Wium C.A., Müller G.J. *Amitraz poisoning in South Africa: A two year survey (2008-2009)*. **Clinical Toxicology** 2011; 49: 40-44.
- Van Hoving D.J., Veale D.J.H., Müller G.J. Clinical review: *Emergency management of acute poisoning - Gestion des urgences de l'intoxication aiguë*. **African Journal of Emergency Medicine** 2011; 1(2): 69-78.
- Nachega J.B., Rosenkranz B., Pham P.A. *Twice-daily versus once-daily antiretroviral therapy and coformulation strategies in HIV-infected adults: benefits, risks, or burden?* **Patient Preference and Adherence** 2011; 5: 645-651.
- Pretorius E., Klinker H., Rosenkranz B. *The role of therapeutic drug monitoring in the management of patients with human immunodeficiency virus infection*. **Therapeutic Drug Monitoring** 2011; 33: 265-274.
- Innes S., Norman J., Smith P., Smuts M., Capparelli E., Rosenkranz B., Cotton M. *Bioequivalence of dispersed stavudine: opened versus closed capsule dosing*. **Antiviral Therapy** 2011; 16: 1131-1134.
- Thee S., Seddon J.A., Donald P.R., Seifart H.I., Werely C.J., Hesselting A.C., Rosenkranz B., Roll S., Magdorf K., Schaaf H.S. *Pharmacokinetics of Isoniazid, Rifampin, and Pyrazinamide in children younger than two years of age with tuberculosis: Evidence for implementation of revised World Health Organization recommendations*. **Antimicrobial Agents and Chemotherapy** 2011; 55(12): 5560-5567.

- Thee S., Seifart H.I., Rosenkranz B., Hesselting A.C., Magdorf K., Donald P.R., Schaaf H.S. *Pharmacokinetics of thionamide in children. Antimicrobial Agents and Chemotherapy* 2011; 55(10): 4594-4600.
- Nachega J.B., Rosenkranz B., Simon G., Chaisson R.E., Diacon A.H., Taljaard J.J. *Management of adult active tuberculosis disease in era of HIV pandemic, current practices and future perspectives. Infectious Disorders – Drug Targets* 2011; 11: 134-143.
- Nachega J.B., Rosenkranz B. *Targeting tuberculosis and HIV/AIDS: a global progress report of a deadly partnership. Infectious Disorders – Drug Targets* 2011; 11(1): 96-97.
- Van Hoving D.J., Veale D.J., Gerber E. *The influence of the 2010 World Cup on the Tygerberg Poison Information Centre. Clinical Toxicology* 2011; 49: 181-186.
- April 2011. 55th Annual Academic Day, Faculty of Health Sciences, Stellenbosch University, August 2011.
- Van Zyl J.M., Hawtrey A., Smith J., Van der Bijl P. A synthetic peptide-containing surfactant: Secondary structure and efficacy as therapeutic agent for respiratory distress syndrome. 6th International Conference on Pharmaceutical and Pharmacological Sciences, Durban, September 2011.
- Van Zyl J.M., Vermant J., Van Loon W., Vandebril S., Smith J., Van der Bijl P. Thermodynamic comparison of lung surfactant replacements. 6th International Conference on Pharmaceutical and Pharmacological Sciences, Durban, September 2011.
- Van Rensburg L., Van Zyl J.M., Smith J., Van der Bijl P., Seifart H. The influence of synthetic lung surfactant on the permeability of antimycobacterial drugs through porcine lung tissue. 6th International Conference on Pharmaceutical and Pharmacological Sciences, Durban, September 2011.

Congress presentations:

- Muller G.J., Modler H.T., Wium C.A., Veale D.J.H., Van Zyl J.M. *Parabuthus granulatus Identified as the Most Venomous Scorpion in South Africa: Motivation for the Development of a New Antivenom. XXXI International Congress of the European Association of Poisons Centres and Clinical Toxicologists, Dubrovnik, Croatia, May 2011.*
- Fasinu P.S., Seifart H.I., Bouic P.J.D., Rosenkranz B. *In vitro investigation of herb-drug interaction potential: the influence of 15 commonly used South Africa medicinal herbs on CYP1A2 activity. 55th Annual Academic Day, Faculty of Health Sciences, Stellenbosch University, August 2011.*
- Rosenkranz B., Von Bibra M., Edson C., Rabie H., Klinker H., Cotton M.F. *Efavirenz levels in HIV infected children. 55th Annual Academic Day, Faculty of Health Sciences, Stellenbosch University, August 2011.*
- Wium C.A., Muller G.J., Veale D.J.H. *Non-drug chemical exposures in children: Tygerberg Poison Information Centre analysis (2008-2009). 55th Annual Academic Day, Faculty of Health Sciences, Stellenbosch University, August 2011.*
- Greyling C.E., Sadie-van Gijzen H., Rosenkranz B., Ferris W.F., Hough F.S. *Influence of antiretroviral therapy (ART) on the proliferation and adipocyte differentiation of multipotential adipose-derived stromal cells. 55th Annual Academic Day, Faculty of Health Sciences, Stellenbosch University, August 2011.*
- Van der Merwe, A. *Therapeutic Drug Monitoring of tacrolimus at Tygerberg Hospital; May 2010 –*
- Fasinu P.S., Seifart H.I., Bouic P., Rosenkranz B. *In vitro investigation of the effects of commonly used South African Medicinal herbs on CYP1A2 activity employing human liver microsomes. 6th International Conference on Pharmaceutical and Pharmacological Sciences, Durban, September 2011.*
- Rosenkranz B., Von Bibra M., Edson C., Rabie H., Lenker U., Klinker H., Cotton M. *Efavirenz levels in HIV infected children. 6th International Conference on Pharmaceutical and Pharmacological Sciences, Durban, September 2011.*
- Rosenkranz B., Prescott K., Nell H., Hough S. *Pharmaceutical Medicine – a New Postgraduate Diploma Course in South Africa. 6th International Conference on Pharmaceutical and Pharmacological Sciences, Durban, September 2011.*
- Wium C.A., Muller G.J., Veale D.J.H. *Paediatric Pesticide poisoning: The Tygerberg Poison Information Centre Experience. 2nd Biennial Conference of the African Federation of Clinical Chemistry, Nairobi/Kenya, September 2011.*

Ukufundisa noqeqesho

Ukusungulwa nokusetyenziswa kwenkqubo-qhinga yokufundisa ePharmacology iye yaphazanyiswa kukunqaba kwezibonelelo. Oku kwenzeka ingakumbi kwesinye sezikhundla ezithathu ezimiselweyo ze-Senior

Clinical Pharmacologist kwiPhondo ukuza kuthi ga ngoku. Ngokungabikho kwabasebenzi abanamava, iFmakholoji iya kubanakho ukunika abafundi kunye nabasebenzi bezonyango abefundisa iprektikhali ecaleni kwebhedi yesigulane.

Abafundi abangekathweswa izidanga

Icandelo elilahlalibandakanyekakakhulukwinkonzo yemfundo kubabafundi abaseza kuthweswa izidanga kwi-MB,ChB abafundela ubugqirha ukuqalela kwisigaba esisisiseko nakwikharotyulam ngokubanzi. Oku kubandakanya iprogram eyandisiweyo yabakunyaka wesi-2 (2nd year extended degree program –EDP2) abafundi abasele beza kudibanisa iinkqubo engundoqo. Ukongeza koku, uqeqesho yabafundi abakunyaka wokugqibela kwi-clinical pharmacology baye bathundezwa yingcali yezamachiza ukuba bazibandkanye noqeqesho oluqhubekayo kunye novavanyo lwabafundi oko bekwenza ngokubakho ecaleni kwebhedi yezigulane ukuze bakwazi ukuziqhelanisa neenkqubo kwanamaqhinga onyango kwisigulo ezikhulu ukuze bafumane amava. Lo nyaka ukwandiselwe zizifundo zepharmacologu kubafundi abakunyaka we-3 abenza ifiziyotheraphi. Eli ligalelo elibaluleke kakhulu kubafundi abaziqhelanisa nokusebenza kwechiza ezingachaphazela unyango lwezigulane emzimbeni..

Asele benezidanga

Icandelo eli laqhubeka nekhusi yediploma yePharmaceutical Medicine kwicandelo elikananjalo nasekubekeni iliso kubafundi abane abenza i-MSc nababini abenza i-PhD unyaka lo wonke. Kulo nyaka wengxelo, inkonzo yokufundisa eyunivesithi kubafundi abasixhenxe beMSc kwizifundo zeFiziyotheraphi kunye nee-intern ezilishumi ezenza izifundo zamachiza ababefundiswa ngokulandelelana iiveki ezimbini kweli Candelo kwimiba ebhekiselele kwi-pharmacology ne-toxicology njengenxalenye yemimiselo ebekwe yi-HPSCA neSA Pharmacy Council, ngokokulandelelana kwazo.

Ngo-2011, iFakhalthi yePharmaceutical Medicine yase-UK yathumela abafundi bayo abenza iDiploma kwi-Pharmaceutical Medicine (Dipl Pharm Med) ukuba bahlalele iimviwo eMzantsi Afrika; oku kwenziwa ngokolawulo lweCandelo lePharmacology kunye ne-ofisi ejongene neemviwo ngo-Okt 2011. UProf Rosenkranza wayengumncedisi kwezo mviwo kumfundi wokuqala we-FCP-2 kwiClinical Pharmacology eMzantsi Afrika.

Icandelo Lephalmoloji

Prof CT Bolliger /Prof EM Irusen

IsiShwankathelo

A5 ICU

I-ICU isebenza njengeyunithi eneebhedi ezisi-7 ngaphandle kokuba bakhona abasebenzi bezokonga abongezelweyo. Le yunithi kungokunje uhlanganisiwe umsebenzi wayo wobeko-liso kwezokuphefumla nokunonophela abaxhalabisayo, oko kusenziwa ziingcali (oogqirha aba-4 abaseneza isigxina, babeba-2 abangesosigxina abe mnye urejistra ophezulu we-respiratory medicine). Unesi okhoyo kungoku nje: ireshoyi yezigulane imi kanje 1:2. Nakuba oku kuhlelwa ngokweMedical ICU, ukunqongophala kwabasebenzi okuyingxaki ekujongenwe nayo kungoku nje kwiibhedi zase-ICU kwiNtshona Koloni ithetha ukuthi kufuneka kwamkelwe kwizigulane ezingengobasebenzi bezonyango.

Ngo-2011 kwaye kwangeniswa e-ICU izigulane ezingama-243, ama-209 (68%) kuzo yayizizigulane zonyango ize ezingama-34 (14%) ibe zezi-nan-medical (ezingafuni nyango) (M:F =43%:57%). Kwezi zigulane zi-non-medical, i-8(23%) zaye zathunyelwa licandelo lokubelekisa nelezibeleko ama-39 (77%) zaye zatyandwa. Esona sigulane sincinane kuzo sasineminyaka engama-42.5 ize ixesha esasiya kulihlala isigulane ngasinye iziintsuku ezi-7>55. Kwafa abangama-36 kunyaka wonke, kubalelwa ngokomlinganiselo oyi-14.8%.

Into eyaphawulakyo ngo-2011 yimpumelelo ekusetyenzisweni kwe-VAP (Ventilator-associated-pneumonia). Oku kwakujojiswe ekunciphiseni imeko ezithile ze-VAP kwakunye nokunciphisa inani leentsuku zokufakwa kwesigulane kwiventilator kwanobude bexesha lokuhlala e-ICU kwaye oku kugqibela ngokuza neendleko ezinkulu. Njengenxalenye yale nkqubo saye sakwazi ukukhuthaza ukuba kukbekho iibhedi ezintsha, ezafika zaza zaluncedo olukhulu ekunonopheleni izigulane zethu. Sisalinde izixhityana zokumfaxaza (calf pumps) kwimechanical DVT prophylaxis eyinxalenye yeVAP. Kuthe kutshanje sasebenzisa i-CLABSI ngeenjongo zokunciphisa inani lezifo ezihambelana nesi eziye zibekho.

Safuna iimomitors ezimbini zentliziyo ezanceda kakhulu ekuphefumliseni izigulane ezinengxaki engazinzanga ye-haemodynamical

Ukungabikho kakuhle kwabasebenzi bezokonga abaqeqeshiweyo be-ICU yenza ukuba inanile zigulane ezingeniswa e-ICU ihlale iyingxaki engapheliyo. Kungokunje bali-18 abongikazi abasebenza kule yunithi. I-10 kubo laliqeqeshelwe umsebenzi wonyango lwabaxhalisayo. Ukunqongophala kwabasebenzi kwagqibela ngokuba kwa-A5ICU lisebenze njengeyunithi enebhedhi ezi-6 okanye ezi-7 qho unyaka lo wonke. Umlinganiselo wokufunwa kwabasebenzi abaqeqeshiweyo yeyona nto iphambili kwaue kufuneka kubhengezwe nezithuba zoonesi abaphezulu kwandiswe nezinto ezikhuthazayo kangangoko. Oku kuya kunceda ekuhuculeni inkonzo yokuthumela ezibhedlele.

A5 i-Lung Function Laboratory

Abasebenzi bayaqhubeka ukudlala indima ephambili kwezemiphunga nakwiinkonzo ze-ICU zesibhedlele.

Safumana isipho esiyi-Cycle Ergometer sokwenza uphando kunye neJaegger Complete Lung Function. Kwafika ooChwepheshe abathathu abazibandakanya nathi kulo nyaka uphelileyo, uC Grobler, uT Du Plooy no-I Barkhuizen.

Ukudlala ngephanyazo kukaMnu Johan Mouton emhlabeni, owayeyintloko yoochwepheshe kwisithuba seedikhedi ezi-2 yaba ngumzuzu obuhlungu kwaye igalelo lakhe liya kuhlala likhumbuleka iqela leminyaka.

Resources

IZIKHUNDLA (EZISIGXINA)	INANI	EZINABAN-TU
UProfesa oyintloko oyinGcali	2	2
InGcali	2	2
liRejistra	4	4
liRejistra eziPhezulu	2	1

IZIKHUNDLA ZEESHINI		
	INANI	EZINABAN-TU
lingcali	3	1
Izikhundla ezingeso-sigxina		
Izikhundla ezongezelelweyo		
Izikhundla ezifanayo zesigxina		
iNani leebhedhi ezise-ICU:	7	7

Isiphumo

Amanani-nkcazo eklinikhi ye-respiratory-allergy 2011

Izigulane ezilandeleda unyango	1 658
Izigulane ezitsha-	815
Zizonke izigulane ezabonwayo ngo-2011:	2 473

UMHLA	IZIGULANE EZILANDELELA UNYANGO	IZIGULANE EZIQALAYO
Janyuwari	92	25
Februwari	82	14
Matshi	83	27
Epreli	129	85
Meyi	192	108
Juni	148	59
Julayi	163	73
Agasti	133	87
Septemba	172	97
Okthobha	183	99
Novemba	195	105
Disemba	86	36

UMHLA	I-FIBESCOPE	I-ROGID BRONCHOSCOPE	I-BIOPSY	I-ESTRANGED OBJECT	IBRONGIAL LAVAGE	I-BAL	I-TBNA	I-TRU-CUT BIOPSIES	I-ABRAHMS BIOPSY NEEDLE	TTNA	I-THORACK SONAR	I-OWD	I-THORACOSCOPY	I-ALGE.	I-YOPICAL	ZIZONKE IZIGULANE
Janyuwari	37	3	2	2	16	1	14	4	9	36	49	7	0	14	76	90
Februwari	45	0	12	1	26	1	19	1	5	11	49	5	3	17	81	98
Matshi	57	1	14	1	23	4	22	8	2	37	49	3	2	21	92	113
Epreli	40	0	6	1	14	3	20	3	7	22	34	6	0	10	63	73
Meyi	56	0	7	1	26	1	15	1	10	32	48	2	0	22	84	106
Juni	47	4	6	1	21	0	19	1	4	17	29	4	3	17	68	85
Julayi	38	3	4	1	17	2	14	0	1	12	24	3	0	23	46	69
Agustii	47	1	5	2	18	14	13	2	4	19	29	1	0	12	70	82
Septemba	52	1	5	2	20	9	16	2	5	35	51	3	0	25	89	114
Okthobha	58	1	15	0	26	11	19	0	0	25	36	5	2	20	79	99
Novemba	47	0	4	0	17	12	11	2	3	22	32	8	2	15	69	84
Desemba	46	0	5	1	17	4	19	1	2	21	35	5	1	14	75	89
ZIZONKE	570	14	85	13	241	62	201	25	52	289	465	52	13	21	892	1102

Ithiyetha yeBronkhoskophi

ILEBHU YE-LUNG FUNCTION – ZIZONKE IINKQUBO 5815 I-AVEREJI/NGENYANGA	
i-Primary evaluations	4 267 355.6
i-Paediatric lung function	790 65.8
i-Plethysmography	341 28.4
i-Diffusion capacity	336 28.0
i-Exercise studies	81 6.8
i-Broncho-provocation tests	0 0
UNYANGO LWAB-AXHALABISAYO – ZIZONKE IINKQUBO EZENZIWEYO	128 552

	ABADA-LA	ABANTWA-NA	BEBON-KE	
i-Bloodgases	18 136	13 303	31 439	2 619.9
i-Haematocrits	18 136	13 303	31 439	2 619.9
i-Ventilator circuits	153	331	484	40.3
i-Ventilator calibrations	1 469	3 439	4 908	409.0
i-Arterial line placement/repair	2 441	3 478	5 919	493.3
i-Pulmonary artery catheter placement/repair		19	19	1.6
i-CVP placement/repair	1 298	83	1 381	115.1
i-Haemodynamic studies		14	14	1.2
i-MIP & MEP procedures		54	54	4.5
bancedwa nge ventilation	3 912	7051	10 963	913.6
Ukutsalwa kweesampuli zegazi	58	24	82	6.8
Electrolytes/ Metabolytes (Na, K, Ca, Cl, Glu & Lac)	18 136	13 303	31 439	2 619.9
Monitor assembled	2 486	5 710	8 196	683.

Uphuhliso lwezibonelelo

I-Super Dimension electro-navigation system (Prof. Bolliger)

Isixhobo esiyibhayisekile i-Cardio-pulmonary exercise bicycle (uProf. Bolliger eyifumana ngomnikelo owawuvela kwinkampani yabakwa-IPS)

I-Lebhu entsha ebizwa Master lab for pulmonary function testing

Ilibhedi ezintsha ze-ICU

Intsebenziswano

Kuzwelonke

UProf EM Irusen:

Wasebenza njengegosa leengcebiso leebhodi weGSK neMSD.

I-SA Thoracic Society

- Wayesakuba ngumongameli
- Ngumphonongi kwezenkxaso yofundo

IKholeji yabaphononongi bezeMedicine

UMphononongi weSizwe: wamaphepha eMasters nePhD

i-CPD outreach: malunga nabahlohi amabanga-30 kuzo zonke iinkalo zeSifo esinokwenza noku- phefumla

UProf CT Bolliger :

1. UGqr we-GSK, Pfizer
2. UGqr kwiPanorama Mediclinic, Cape Town, SA
3. UGqr wezi nkmpani zehardware zilandelayo: iSuperdimension, iCalypso, i-IPS
4. Usebenzisana neOfisi yeSwiss Federal Office of Public Health, kungoku nje wenza iprojekthi ebizwa ngokuba yi- " Hospital Quit Support", ukumisela ukuyeka ukutshaya kwiikliniki ezikuzo zonke izibhedlele ezikhulu zaseSwitzerland. Okwangoku isesisigaba sesi-2 Currently 2nd follow-up phase 2010-2012
5. Ulilungu elijongene noMsebenzi we-ATS/ERS iqela lomsebenzi elijongene nesikhokelo se-bronchoscopy eliqinisekisa ukuba awenziwanga sema ngohlobo esingalo
6. Usebenzisana nePulmonology/Thoracic Surgery Riikshospitalet, Oslo, Norway
7. Ungusihlalo wesikhokelo esiphathelele ekuyekeni ukutshaya kwi-Africa/Middle East region

ICandelo labucala

uProf. Bolliger. oyingcali ngokungesigxina kwi- KRRC, keiSibhedlele saseKuilsvriver

Izizwe zehlabathi

UProf Irusen

- i) COPD Coalition: Olilungu lolawulo lwezizwe zehlabathi. Bafaka amacebiso amalunga nokulwa nokutshaya kwi-WHO baza basebenza neengcali zezempilo kunye noorhulumente ukuze kuqwalaselwe indlela yokunonophela izigulane ze-COPD. Bazibandakanye nosuku lwe-World COPD.
- ii) GOLD National Leader (i-GOLD-Global Initiative for Chronic Obstructive Lung Disease)- wanika ingqalelo igalelo le-GOLD Guideline Update ngo-2011.
- iii) ASS Project: Yayijolise kwi-Asthma kummandla oseemzantsi weAfrika. Le projekthi yayibandakanyeka kakhulu kwiinkqubo zohambiso zinkonzo ngokubhekiselele kwezokuphefumla- ingakumbi kwi-asthama kummandla wonke oseemzantsi weAfrika. Kwandlalwa inqaku eliphambili ukuze kuqwalaselwe iNkomfa yesi-2 yeKenyan Lung Science
- iv) Collaborative Research in SADC: uProf T Robbins, weYunivesithi yaseMichigan: Izifo ezingosuseleliyo zeNon-communicable Respiratory Disease.

UMphonongi weJenali: i Clinical Drug Investigation

iClinical Infectious Diseases

i Journal of IUATLD

UProf Bolliger

UMhleli oyiNtloko : we-Respiration (journal).

UMhleli oyiNtloko: we-Progress in Respiratory Research (Book Series)

UProf Bolliger uyinxalenye yezi bhodi zohlelo zingasezantsi:

UMhleli oNcedisayo kuPhando lwe-Nicotine Tobacco

Ilungu le-EB leBrazilian Respiratory Journal

i-Consultant to CHEST

Pneumon (Greek national pulmonology journal)

UProf Bolliger ngumongameli of EABIP (European Association of Bronchology and Interventional

Pulmonology). 2010-12**UProf. Bolliger**

- I-ERS evaluation committee member
- Inkokeli yeProjekthi HQS, isibhedlele sesizwe esisekwe kwiprojekthi edibanelene nokukhuthaza ukuyeka ukutshaya.

Okuphunyeyiweyo

Inani lezinto ezipapashiweyo zeli candelo	18
Iincwadi namagalelo enziweyo kuzo.	1

Ukufundisa noqeqesho**Abafundi abasebethweswe izidanga zoqeqesho nophando kwi-Interventional Pulmonology kunye noProf. Bolliger**

- UGqr FT Von Groote-Bidlingmaier (waqala ngomhla 01 Januwari 2009)
- UGqr M Bernasconi (waqala ngoJanuwari 2010- 30 Juni 2011)
- UGqr Ozoh, Nigeria (Septemba – Novemba 2011)
- UGqr.Thakkar, India (Oktobha – Disemba 2011)

Abafundi asele beza kuthweswa izidanga:

- Hannah Fengels, Germany (Agasti-Septemba 2011)
- Annemarie van Leeuwen, Holland, (Oktobha- Disemba 2011)
- Marlene Mende, Holland, (October-December 2011)

Okuphunyezwe ngokukodwa

Uphando olubizwa ngokuba yi-two first-in-man studies eTyagerberg Academic Hospital

- I-Calypso: pulmonary transponder placement for improved radiotherapy guidance (Prof.Bolliger)
 - I-IPS: targeted lung denervation in COPD (Prof.Bolliger)
- Ikhozi yesi-3 ye- international thoracic endoscopy eTAH, ngoMatshi 2011 (Prof.Bolliger. ooGqr. Koegelenberg, von Groote)
 - Usihlalo weNkongolo ye-2 yentlanganiso ye-interventional pulmonology, iMaidstone U.K. (Prof.Bolliger)

ICandelo leRumatholoji**UGqr M Manie****ISishwankathelo**

Okuhambelana nesigqibo sokunciphisa umtvalo wezigulane ezingalaliswayo saye sacokisa izikhokelo ezibhaliweyo ukulandelela izigulane zonyango lwenqanaba lesibini nelesithathu.

Iingcali zethu ezimbini zerumatholoji kwafuneka ukuba zahlulelane ngexesha phakathi kokusebenza kiwifem yangoLwesine kwicandelo le-General Medicine nokusebenza kwicandelo leRheumatology.

Sinethamsanqa lokuba sizigcine ezi nkongo zika Gqr Whitelaw owayesakuba yintloko yecandelo leRheumatology ukunceda ukufundisa abafundi abeangekathweswa zidanga. Icandelo eli, libulela imisebenzi emihle kaGqr Du Toit owaba livulandlela kwicandelo lorhulumente. Sinovuyo xa ikomiti yecoding, yephondo yaye yavuma ukusebenzisa i-biologics kwizigulane ezingama-20 (abantu abadala abali-10 nabantwana abalishuni). Olu luphuhliso oluncumisayo ingasikuba luya kunceda izigulane kuphela koko kwanokuqeqeshwa kweeregistra.

Icandelo labekela bucala imali evela kwinkampani ipharmaceutical company Abbot ukuze bafake iimpahla egumbini lokuvavanya i-ultrasound ye-musculo-skeletal system.

Sibe nethamsanqa ukuba zifumane uS Fortuin, unesi onguntozonke, osele ebonise umahluko omkhulu ekusebenzeni kweeklinikhi zerumatoloji.

Abasebenzi

IZIKHUNDLA (ISIGXINA)	INANI	EZINABA-SEBENZI
Ingcali yonyango ePhezulu	1	1
Ingcali yonyango	1	1
Irejistra	2	2

Izikhundla zeseshini		
	INANI	EZINABA-SEBENZI
2	8 iiyure/ ngevekik	

Izimvo ngesiphumo

Izigulane ezingalaliswayo eziboniweyo	3 843
Izigulane ezamkelweyo	224

Isiphumo

Kubekho ukucutheka kwamanani ezigulane esijongene nazo ezifuna ukulaliswa, ingakumbi izigulane ezine-lupus.

Uphuhliso lwezibonelelo

Njengoko sele kukhankanyiwe ngasentla siye safuna kananjalo safaka iimpahla kweli gumbi ukuze lisebenzele izinto ze-musculo-skeletal ultrasound

linkqubo zokufikelelisa iinkonzo kuluntu.

Siye saqhubeka nephulo lokusa iinkonzo kwiSibhedlele saseWorcester saza senza amalungiselelo kunye neSibhedlele sasePaarl esasiqeqesha iingcali ze-rheumatology ukuze kulawulwe iimeko zezigulane zeendawo ezancedwa sesi sibhedlele.

Okuphunyeziweyo

UGqr Manie wenza ulwandlelo nge: "Assessment of the clinical utility of Rheumatoid Factor in adults at a large South African academic hospital – a retrospective study" at the FHS annual academic year day in August 2011.

ULWANDLALO OLWENZIWA YINKONGOLO

Inkongolo yoMzantsi Afrika yeRumatholoji eyayingoSeptemba 2011.

Presented by Dr Chothia: Chothia M.Y., Manie M. *A descriptive study of patients with inflammatory myopathies at Tygerberg Academic Hospital and a review of current classifications*

Dr Sebastian presented: *Assessment of the clinical utility of Rheumatoid Factor in adults at a large South African academic hospital – a retrospective study.*

Ulwandlelo Lwepowusta

- "Lack of specificity of anti-cyclic citrullinated peptide in advanced HIV-infection" UGqr R du Toit et al.
- Ulwandlelo olwenziwa yi-International congress (ipowusta): Controversies in Rheumatology and Autoimmunity, Florence, Italy March 2011: Lack of specificity of anti-cyclic citrullinated peptide in advanced HIV-infection. Du toit et al.

Ulwandlelo Lwepowusta.

1. Du Toit et al. 2011. *Lack of specificity of anti-cyclic citrullinated peptide antibodies in advanced HIV-infection.* Journal of Rheumatology, 38:1055–60.
2. Du Toit et al. 2011. *Giant cell arteritis GCA, hypertrophic pachymeningitis and CNS lymphoma: A case report and review of the literature.* South African Rheumatology Journal , 3:2; 27–31.
3. M. Manie, L du Plessis. 2011. *An unusual cause of paraplegia – a gouty tophus.* South African Rheumatology Journal , 3: 2 ;23–25.
4. M Manie, E Richter. 2011. *Methotrexate – An unrecognised case of mucosal pigmentation.* South African Rheumatology Journal , 3:2 ; 20–22.

Ukufundisa noqeqesho

Saqhubeka ngokwenza iimviwo ezihlanganisiweyo zekhosi yobuchule bokufundisa kunye no-Allan Tooke.

Saye senza ividiyo yokufundisa esekhoyo nangoku yovavanyo lwemusculo-skeletal kunye noGqr Tooke –esenziwayo nangoku.

ICANDELO LOKUBELEKISA NEZIBELEKO

Icandelo lokubelekisa nezibeleko

Prof Gerhardus Barnard Theron

INKCAZO

UProf JN de Villiers wayenguMphathi wokuqala weSebe lesibhedlele waba kwesi sikhundla de yangu-1970. UProf WA van Niekerk waza wanguMphathi emva kwakhe, oku yayikukuqala kwexesha leTygerberg. Ngo-1983, uProf HJ Odendaal walandelwa nguProf van Niekerk. UProf TF Kruger walandelwa nguProf HJ Odendaal ngo-2003. Aba baphathi benza amagalelo amakhulu kwinkalo yokuBelekisa nezeZibeleko, into leyo eyakhokelela ekubeni iSibhedlele iTygerberg (TBH) sinikwe ingqalelo kwihlabathi liphela kunye ne -Department of Obstetrics and Gynaecology yeYunivesithi yaseStellebosch. UProf Theron ulandele uProf Kruger ngoMatshi 2010.

ISISHWANKATHELO

Umsebenzi wethu – Kukuzibophelela ekunikeni inkonzo yononophelo esemgangathweni, uphando noqeqesho. Iinkonzo zokuBelekisa zizama ngako konke okusemandleni ukuphucula nokwandisa isibonelelo sokuhanjiswa kwenkonzo ekumgangatho ophezulu. Icandelo leZibeleko lizamela ukuzenza iinkqubo zezinto ezayamene nezibeleko kunye nezinye iinkqubo ze-endoskophu, kwakunye nokusetyenziswa kwethiyetha yotyando olungephi.

Ucwangciso lokugunyaziswa kweSibhedlele esitsha saseKhayelitsha ngoMatshi 2012 ukuba sisebenze sele kwenziwe. Esi sibhedlele sitsha sisebenza njengesijongene nokusebenza izigulane ezithunyelwe ngamaziko-mpilo enqanaba lokuqala lezonyango kwiinkalo zokubelekisa nezabadlezana zaseKhayelitsha. Zonke izigulane ezifuna uqwalaselo ngonyango olukwinqanaba 2 nele-3 ziza kuthunyelwa kwiSibhedlele iTygerberg.

Ukunyuswa kwengxowa-maliyezophando kunye nodlelano kwizifundo ezilandela esinye isidanga yeyona nto imandla kweli sebe lesibhedlele

IZITHUBA ZESESHINI



IZITHUBA (ZESIGXINA)	INANI	EZINABANTU
Iingcali eziziiNtloko	3	3
IiNgcali eziPhetheyo	4	4
OoSolwazi bezeNdalo (Iingcali)	2	2
Iingcali	10	10
iRegistra 20 (1 kwiSibhedlele saseWorcester nesasePaarl)	20	20
IGosa loNyango	13	13
Abaseluqeqeshweni	12	12
Iingcali zooCh-wephe	2	2
Radiographer	2	2

IZITHUBA (ZESESHINI)

	INANI	EZINABANTU
Iingcali	abantu 5	iiyure 42 ngeveki
Ezinabantu	Izikhundla zexeshana 2 izikhundla zeengcali ekuqeshiweyo kuzo nge-5/8 yengqesho	

INANI LEEBHEDI

Abe-Obstetrics	107
Ababenengxaki yesibeleko	(+15 iibhedi zonyango nge-radiation)

Isiphumo

Ingxelo ye-Obstetrics

INGXELO YAMINYAKA LE YE OBSTETRICS 1/1/2009 -31/12/2009		
IZIGULANE EZINABANTU:	2010	2011
Ulwamkelo-lungeniso	8 239	8 471
Inani lababelekisweyo lilonke	5 975	5 864
Ababeleke ngendlela yesiqhelo	3 631	3 265
Ababeleke ngokuncediswa ngezixhobo zokutsala	7	7
Ababelekiswe ngokutsalwa ngeVatyhum yezonyangos	64	53
Ababeleke ngendlela engeyoyasiqhelo	151	107
Ababeleke ngotyando	2132	2599
	35,7%	44%
Amawele	214	144

IZIGULANE EZINABANTU:	2010	2011
Inani leentsana ezizelwe zinobunzima obuphantsi < 2500g	2 433 40.6%	2 179 37.2%
Ezizelwe zinobunzima obuphantsi kakhulu < 1500g	447 13.7%	480 7.9%
Ezizelwe zincinane kakhulu < 1000g	295 6.3%	376 6.2%
Imilinganiselo yokufa kwentsana zizalwa s (≥500g - < 1000g)	640/1000	596/1000
(≥1 000g)	41/1000	40/1000
UKUFA KOOMAMA BEBELEKA:	15	17

IKlinikhi yokuhlola iintsana ezingekazalwa

UKUBEKA ILISO KWINDLELA EBETHA NGAYO INTLIZIYO YEMFAMBILINI		
IZIGULANE EZILALISIWEYO:	2010	2011
Liloke inani lezigulane	2 058	1 936
Izigulane eziqalayo	1 603	1 498
Izigulane ezilandelela unyango	455	438
Amawele	77	59
Ukuguquka kwentloko ngaphandle	46	70
IDOPLA ISIXHOBO SOKUHLOLA IINTSANA:		
Lilonke inani lezigulane	3 912	4 093
Izigulane eziqalayo	2 643	2 672
Izigulane ezilandelela unyango	1 269	1 421
Ukuthunyelwa ngenjongo yokuhlola imfambilini (ukubuyiselwa eklinikhi yeAN, HRC okanye C2A)	2 057	1 622

Izigulane Ezingalaliswanga Zesibhedlele Itygerberg:

ELOKUBELEKISA:		
IZIGULANE EZILALISIWEYO:	2010	2011
Izigulane ezibuya okwesibini nezisemngciphekweni omkhulu	18 422	18 096
Izigulane eziqalayo	553	111
Izigulane ezingaBadlezana	647	545
Ilinikhi yabaneSwekile	1 054	1 268
Ilinikhi yononophelonyango olulodwa	684	914
Abathunyelwe kwinaliti elalisayo	342	278
Ilinikhi yezeNtiziyo (inkcazelo entsha)	-	191
ZIZONKE:	21 702	21 403

Ingxelo Yecandelo Lezibeleko

IZIGULANE EZILALISWAYO	2010	2011
Ababonwayo	3 722	4 366
Bebonke abangeniswa esibhedlele	3 846	3 672

Utyando:

IZIGULANE EZILALISWAYO	2010	2011
I-Cold knife biopsies	34	43
Ukukhutshwa kwesibeleko ngotyando (ithiyetha ngokubanzi)	79	76
Ukukhutshwa kwesibeleko ngelungu lesini lobufazi	106	60
Abdominal hysterectomies (including TAH and BSO)	265	231
Ukusikwa ecaleni lesisu - Laparotomies	76	85
Ukukhulelwa ethunjaneni :		
iLaparoskopi	9	12
iLaparotom	57	74

Izigulane Ezingalaliswanga:

IZIGULANE EZILALISWAYO	2010	2011
Izigulane ezilandelega unyango (elonyango ngokubanzi lezibeleko)	330	4 441
Izigulane eziqalayo (elonyango ngokubanzi lezibeleko)	844	2648
Icandelo lezamadlala	639	745
Iklinikhi yeKholphoskophi	932	2 211
LLETZ	633	681
Eleengxaki zenzala emad-odeni (iAndroloji)	434	411
Elamaqhuma nomhlaza (Onkholoji)	1 697	1 719
Eleseli zomzimba (iSay-itholoji)	293	207
Iyunithi yeengxaki zezinyi nezibeleko (iYuroganok-holoji)	1 049	1 091
TOP (uhlolo lwenziwa kwicandelo lezebelekho)	1 073	1 242
G.E.C thiyetha:		
Ukuqhomfa (ukukhutshwa kwezisu)	837	906

IZIGULANE EZILALISWAYO	2010	2011
Day theatre cases	166	94
Izixhobo zokujonga ilungu lesini labafazi (iHysteros-copy)	361	355
Ziphelele	15 655	16 751

Amanani-nkcazo anatyisiweyo

IKhalphoskophi / LLETZ yeSibhedlele iHelderberg – inkonzo entsha

Udloliso	340
Ukuxilongwa iingxaki zesibeleko –iSibhedlele sase- Eerste Rivier – inkonzo entsha	260
linkqubo zotyando	20
Udloliso	25

linkonzo zobungcali ngokubanzi

Ugqr G S Gerhardt

linkonzo ngokubanzi zobungcali zinomsebenzi wokujongana nazo zonke iingxaki zokubeleka nezezebelekho kwizigulane ezithunyelwe ziyunithi zokubelekisa, amaziko empilo oluntu, iiklinikhi kunye nezibhedlele zezithili kummandla weMetro East. Iziko lokuNgxamisekileyo elisebenza iiyure ezingama-24 zinendawo yetriyaji, okanye indawo yokuhlela izigulane ngokokuxhaliseka kwazo (iibhedhi ezi-4 zokubelekisa kunye neebhedhi ezi-3 zokuxilongela abaneengxaki zezibeleko) kukwakho neebhedhi ezili-13 ezilungiselelwe ngokukodwa izigulane eziza kubeleka kanti zikwazizo neebhedhi eziza kusetyenziswa ekubelekeni, kanti kwa-eli ziko lilo kuphela elinethiyetha yokungxamisekileyo esebenza ngalo lonke ixesha (iiyure ezingama-24). Phaya ngo-2011 kwabonwa izigulane ezingama-8817 zizonke, zigulane ezo zazibonelwa ukubeleka ze kuzo kubekho ama-4366 ezigulane ezazidluliselwe yiklinikhi ngenxa yeengxaki zesibeleko yonke imihla. Kwezi klinikhi zangeziweyo, kwasetyenzwa izigulane ezili-18 096 kwiklinikhi yabaza kubeleka benengxaki emandla kwiklinikhi yezibeleko apho kwabonwa izigulane ezitsha ezingama-4441 kunye nezingama-2648 ezilandeleyo. Kwezi zigulane zifuna unyango olungxamisekileyo kunye nezigulane ezingalaliswayo, ezingama-21 366 zangeniswa kwiwadi yabakhulelweyo, okanye ababelekileyo kungenjalo kwejongene nezibeleko okanye kweyokubelekisa. Oku kube neziphumo apho kwabonwa khona

izigulane ezilaliswayo ezingama-39 274 kwicandelo lobungcali ngokubanzi. Kwaye kwabelekiswa abangama-5864 apho ezingama-2599 (44.3%) yaba zizigulane ezabeleka ngotyando. Ukongeza koku, kwakukho nababeze kukhupha izisu ezili-1242.

Ngo-2011, iwadi yokubelekisa yenza utyando kwizigulane kwabelekiswa izigulane ngotyando kwiibhedi ezasetyenziswayo ezimlinganiselo uli-118%. Oku kwenza ukuba zilawuleke ngendlela enzima kakhulu iimeko zezigulo ezingapheliyo njengoko kuko izigulane ezininzi zibe zona izixhobo zimbalwa okanye abasebenzi benganelanga ukuba bangakwazi ukujongana neli nani. Ukucetywa kweSibhedlele esitsha saseKhayelitsha (ngokwendlela esakhiwe ngayo iSibhedlele saseTygerberg; sathatha umsebenzi obukade usenziwa kwicandelo iSite B lokubelekisa ebelithumela kwiinkonzo zenqanaba lesibini zonyango nenqanaba lesithathu lezonyango kuthunyelwa eTygerberg) sele kufikelelwe ekuqoshelisweni kolwakhiwo yaye amalungiselelo sele enziwa ukulungiselela inani elinyuka mihle lezigulane ekulindeleke ukuba libekho. Kulindeleke ukuba inkonzo yokubelekisa eTygerberg yande nge-15%. Kwaqeshwa amagosa amatsha amabini ezonyango kunye negosa elinye leengcebiso kwizithuba ezazivulekile

(kwaza kwaqeshwa kuzo) kwakho neebhedi ezili-16 ezongezelelweyo. Isikhundla segosa lokubelekisa loluntu (esaxhaswa ngezimali lisebe lesizwe) sazaliswa ngemisebenzi elinganiselwa kuma-50% esibhedlele saseTygerberg kwanakwiiklinikhi zoluntu ngokubanzi ndawonye nasezibhedlele. Bonke oomatshini bokuxilonga nokunyanga ezentliziyo (cardiotocographic) kwicandelo lokubelekisa balungisiwe kanti neemonitha ezaziwa ngokuba zii-intra-partum ukuze kukwazeke ukuba kukhawulelwane nomthwalo owanda mihla le wokutyeba kakhulu ngexesha lokukhulelwa.

linkonzo ngokubanzi zeengcali ziyasiwa kwizibhedlele ezingqongileyo ndawonye nakwiyunithi zokubelekisa. Iiklinikhi yezibeleko kunye nenkqubo yokufikelelwa kwenkonzo yekholoskophi yenziwa qho ngeveki kwiSibhedlele sase-Eerste Rivier apho kuye kwenziwe neenkonzo zazethiyetha qho ngenyanga. Ukusainkonzo yekholoskophi qho kwiveki yesibini kwiSibhedlele iHelderbrg kuhlise amaxesha okulinda ezigulane ezifunyaniswe zinengxaki yeeseli zesibeleko, elo xesha lenziwa yaziiveki ezimbini. Le nkonzo kungoku nje inomthwalo ongaphezulu kunye nesongezelelo seeklinikhi ekufuneka kwenziwe ngo-2012/13. Ukongeza koku, iiseshini zoqeqesho

kunye nezokunika iingxelo zenziwa qho ngenyanga kwiiyunithi zokubelekisa kumaziko-mpilo aphantsi kweSibhedlele iTygerberg.

linkqubo zokusa iinkonzo eluntwini kwi-metro esempuma zicetywe yaye zilawulwa licandelo elizimeleyo leqela elijongene nemisebenzi enzima engacetywanga emalunga neMpilo yaMabhinqa anika ingxelo kwintlanganiso yommandla weeNkonzo ngokweMida kwiinkonzo zeMpilo zeSithili. Le ntlanganiso ingumda obaluleke kakhulu kwaye kwakukho kuyo neengcali zonyango zesibhedlele, iingcali ezingoogqirha beentsapho, oomanejala bezithili kunye nabasebenzi bezokonga.

Iyunithi yocwangciso-ntsapho nezempilo ephathelelene nenzala

Ugqr PS Steyn

Abasebenzi :

INTloko (Ingcali ephezulu)	uGqr PS Steyn – de yanguSeptemba 2010
IiNgcali:	uGqr T Matsasend noGqr J Kluge
IiRejistra ezijikelezayo:	2
Abasebenzi bezokonga abaphezulu:	Nksk Cupido noNksk Naudé
Abasebenzi abancedisayo bezokonga abaphezulu :	Mnu Kotze
UNobhala:	Ms L Nontshiza

Inkqubo yaMabhinqa:

IZIGULANE EZITHE ZACETY- ISWA:	2010	2011
Eklinikhi	9 745	10 410
EziWadini	7 381	6 612
Izigulane ezamkele le ndlela	14 980	15 134
Inkqubo yokudloliswa eyenziwayo	779	841
Ababebhukishele ukudlolisa abaza abeza	208	246
Abarhoxise idinga lokuya kudloliswa	44	60
Abasebenzisa ikhondom yamabhinqa	1 820	1 510
Abasebenzise ipilisi yokuNgxamisekileyo	220	59
Abafakwe isixhobo socwangciso-ntsapho ngaphakathi	57	284
Abenziwe uhlolo esibelekweni:		
Lulonke olwenziweyo	355	334
i-CIN lesions	39	35
Abathunyelwe kwiKholoskopi	13	12
Inkqubo yaMadoda:		
Ukubonisana ngaphambi kokwenziwa ivasekthomi	543	535
Abenziwe ivasekthomi	225	233
IMfundo/ukucetyiswa ngezeMpilo	491	-
likhondom ezikhutshiweyo zamadoda	297 600	295 620

Izimvo:**Agasti 2011- INyanga yokuQatshelwa kweMpilo yamaBhinqa (kwiphondo):**

iklinikhi yathatha amanyathelo kweli phulo kwaye yazenza mahala iinkqubo zokuhlola isibeleko kubasebenzi abangama-90 besibhedlele

Ukufakwa kwe-IUD:

Kunyuke ngokuphawulekayo ukufakwa kwe-IUD yocwangciso-ntsapho. Oku kubonakalisa ukuba luncedo olukhulu kwesi sixhobo kwaye sisebenza kakhulu kunakuqala sisicwangciso-lusapho esiguqulelene ne(LARC) esele iyekiwe ukusetyenziswa kanti sesona sixhobo sisebenza kakuhle ixesha elide kunaxa sithlekiswa nezinye iindlela.

inkqubo zokutyandelwa ukudloliswa:

Uluhlu lweenkqubo zokudlolisa azilungiselelwanga ngokwendlela ezibhukishe ngayo ngobuninzi bazo izigulane kuluhlu lwabaza kusiwa kwithiyetha enkulu. Ngenxa yokuba izigulane ezininzi zilinda ixesha elide ikakhulu ngaphambi kokuba iqaliswe inkqubo yazo oko kungachaza inani lezo zingabuyeliyo. Indlela yokuphucula oku iqulethe izikhokelo zentsebenziswano kunye neengcali ezihlaba isitofu esilalisayo esisidomi-zintlungu ukwenza ukuba izigulane zilawulwe ngendlela eyiyo ngokwemeko yezonyango ukuze zibhukishelwe ithiyetha yotyando olungephi enexesha lokulinda elingangeveki e-1 ukuya kwezi-2.

Uqeqesho:**Uqeqesho lweRejistar:**

Igosa leengcebiso elimiselweyo elisuka kwinqonga leengcali ngokubanzi laye lanikwa umsebenzi wobeko-liso kwirejistra xa kusenziwa udloso kwithiyetha yotyando olungephi xa ikho imfuneko. Lo ngumsebenzi omtsha owawukade usenziwa nguGqar Steyn kuphela kwixesha elidlulileyo.

Abasebenzi bezoKonga:

Ukufundisa umqeqeshi ukuze akwazi ukufaka ukwenza uqeqesho lokufakwa kwe-IUD kwiinkonzo zempilo emayela nenzala, ekwenza oko kwizithilana zaseKlipfontein/ Khayelitsha.

Abasebenzi bezonyango:

Gqar PS Steyn wangena kwisikhundla kwiYunivesithi yaseKapa ukusuka ngo-Oktobha ngo-2011. Endaweni yakhe kuya kungena uGqar Judy Kluge njengentloko yeYunithi xa sele ebuyile kwikhefu lokubeleka ngo-2012.

Iyunithi ye-onkholoji yezibeleko**Uprof Mh Botha Kunye Nogqar Fh Van Der Merwe**

TU-2011 ube ngunyaka wempumelelo kwiYunithi ye-Onkholoji yeZibeleko. Eyona nto yayiphambili kuthi yayikunika izigulane inkonzo yonyango elungele amabhinqa anomhlaza esibelekweni. Izigulane eziziswa kule yunithi zibonwa liqela liphuma kwiinkalo zonke zonyango kusetyenziswa indlela ephelileyo yokuqwalasela isigulane apho isidima sesigulane siyeyona nto iphambili. Siyawabulela amaqhina entsebenziswano yamahlakani asuka kwamanye amasebe. Loo mahlakani abandakanya uGqar Hannah Simmonds weRedoyitheraphi (unyango ngegese), uGqar Pieter Barnard weKhemotheraphi (unyango lomhlaza ngomatshini), uGqar Mercia Louw

wePatholoji, isebe leYuroloji, ooGqirha boTyando ngokubanzi kunye neRediyoloji. Ngenxa yefuthe lobhubhane weNtsholongwane kaGawulayo eluntwini lwethu kwabakho ubunzima obukhulu kwinkonzo yeKholoskopi.

Izinto eziphambili ezibaluleke ngokulinganayo zeyunithi zibandakanya ukufundisa uqeqesho nophando. UGqir A Diarra wayewufanele ngokwamanqanaba omsebenzi nangobuqili bokusebenza njengomncendi onobungcali kwi-onkholoji yezibeleko kunye noGqir M Dlamini owazibandakanya nale yunithi njengomntu oye wafunyanwa.

Kuye kwenziwa imfunalwazi enkalo zahlukeneyo malunga nogonyo kunye nohlolo ukunqanda umhlaza wesibeleko ozaqalayo. Abantu baxhamla ngokungqalileyo kule mfunalwazi. Ngaphezu kwama-600 amantombazana esikolo samabanga aphantsi ayagonywa nge-HPV kanti oonina baye bahlolwa. Enye ebalulekileyo kugonyo nge-HPV kubanjisenwe neqela eliphambili lezizwe zehlabathi kukuba uProf Anna Guiliana kukuba sele iza kuqala emva kweenyanga ilungiselelwa.

Abasebenzi:

INTloko yeYunithi yezoNyango	1
INGcali ePhezulu	1
I-Onkholoji Fellow in Gynaecologic Oncology (Ubudlelane nokufunyanisiweyo)	1
IRejistrar (3 imijikelezo engunyanganatathu)	1
Abasebenzi bezokonga	
UNesi oyiNtloko oXilongayo	1
EzoLawulo	
Umchwethezi	1
Umabhalana wekliniki	1

Amanani-nkcazo

IZIGULANE EZITSHA EZIYE ZANYANGWA OKU KULANDELAYO KWIYUNITHI YE-ONKHOLOJI YEZIBELEKO:		
IZIGULANE EZILALISWAYO	2010	2011
Iqhuma iCarcinoma esibekekweni	200	237
Iqhuma iCarcinoma eliphume kungqameko lwesibeleko	38	63
Iqhuma iCarcinoma eliphuma Kwii-ovari	6	38

IZIGULANE EZITSHA EZIYE ZANYANGWA OKU KULANDELAYO KWIYUNITHI YE-ONKHOLOJI YEZIBELEKO:

IZIGULANE EZILALISWAYO	2010	2011
Iqhuma iCarcinoma kwilungu lesini lebhinqa	3	4
Iqhuma iCarcinoma kwiFallopian tube	2	0
Iqhuma isarcoma esibekekweni	10	14
Iqhuma iCarcinoma kumphakathi oya esibekekweni	15	17
iMelanoma vulva	5	0
Iqhuma iCarcinoma ledlala iBartholin	1	1
Enye: Unyango olusisiseko	2	2
Isifo esiba kumphandle wesibeleko ngexesha lokukhulelwa	13	15
Ukudaleka kweqhuma kumphandle wesibeleko ngexesha lokukhulelwa	7	7
Bebonke abaguli abatsha	349	373

Ikliniki yekholoskopi:

Abatsha	1 063	1 208
Abalandelela unyango	854	1 000
Bebonke	1 917	2 208

Ikliniki yeOnkholoji

Abatsha	278	337
Abalandelela unyango	1 382	1 394
Bebonke	1 660	1 731

Ikliniki yofundo ngeeseli (Isayitholoji)

Abatsha	61	24
Abalandelela unyango	228	183
Bebonke	289	207

Ikliniki yomsebenzi	463	610
i-LLETZ (ikliniki yeKholoskopi)	633	681
iPap smear	1 239	1 214
iBiopsies	569	818

I-Obstetric Critical Care Unit (Occu) Ne-acute post natal (apn)

Ugqr E Langenegger

Ngo-2011 kwabonwa izigulane ezingama-510 ezazingeniswe kule wadi zigula kakhulu. Babeba-3 abaguli abasweleka bebeleka e-OCCU. Izigulane ezafakwa kwi-intyhubheytha zingama-56 zaza zafakwa kumatshini ebizwa ngokuba yi-ventilation ngexesha zisanaqabile ezinye iibhedi zabaGula kaKhulu. Le yunithi inayo nenkonzo ekumgangatho wehlabathi wobeko liso kutyando olwenziwa banzi emzimbeni nolo lungenziwa nzulu.

UGqr Langenegger ngumhleli wenkqubo yoqeqesho i-ESMOE, apho kukho abaqeqeshi abangoompondo zihlanjwe aba-2 kweli candela kwaye baqeqesha bonke abafundi abaseluqeqeshweni lomsebenzi.

Kukho iKliniki ehlanganisiweyo yokuBelekisa abantu abakhulelweyo bekwanayo nengxaki yentliziyo, kliniki leyo enguntozonke kwezonyango, apho kuye kuhlolwe abakhulelweyo, kuphindwe kananjalo isicwangciso sokubelekisa izigulane ezingama-30 nyanga nganye.

Kukwakho nendawo entsha yabasele bebeleke/abadlezana abanesigulo esendeleyo kwiwadi yokubelekela ngesixhobo esingangeniswa mzimbeni se-elektronika ukubeka iliso kule meko. Kukho iibhedi ezi-4 ezongezelelweyo ezithe zanda ngenxa yokukhula kwenani elingeniswa kule yunithi yaye zenza ukuba sikwazi ukunonophela ngendlela efanelekileyo.

Abasebenzi:

INgcali ePhezulu	1
iRejistra eJikelezayo	1
AmaGosa ezoNyango	2

ZIZONKE IZIGULANE EZANGENISWA KWIYUNITHI YABAXHALISEKILEYO YOKUBELEKA	2010	2011
linkqubo zotyando ezenziwayo:	402	510
lityhubhana ezifakwa emithanjeni	275	292
lityhubhaba ezifakwa ukubona	129	151
uxinzelelo lwegazi emithanjeni	10	22

UNCEDISO LOKUPHEFULA:	2010	2011
Abafakwa isincedisi- kuphefumla	45	56
CPAP	72	90
Abancedwa ngesincedisi kuphefumla esingafakwa mzimbeni	72	60
Abaswelekayo	4	3

Iyunithi ekuphunyelwa kuyo ngabaxhalisekileyo ababelekileyo

lingcombolo ezintsha – amanani-nkcazo Meyi – kuDisemba

IINKQUBO ZOTYANDO	MEYI – DIS 2011
Ababekwa esweni	434
lityhubhana ezifakwa emithanjeni	94
Ichiza elifakwa emithanjeni i-labetalol	47
i-Epidural	21
Abaswelekayo	0

Ityando lweyuroganakholoji notyando-lulungiso lwelungu lomzimba

Ugqr Ja Van Rensburg

IYunithi yeYuroganakholoji yawubona unempumelelo unyaka 2011. Le Yunithi yamisela indawo yokubonelela umsebenzi kwinkalo yeyuroganakholoji. Umsebenzi wokuqala waluqoshelisa uqeqesho lwakhe ngoMatshi 2011. Izigulane zeSibhedlele iTygerberg zazithunyelwa kwiyunithi yezigulane ezinomhlaza kubhobhosi (colorectal) kwiSibhedlele iGroote Schuur xa kukho imfuneko.

UGqr van Rensburg wayesahlabe ikhefu ukusuka ku-Agasti 2011 ukuya kuJanuwari 2012. Ngeli xesha lokungabikho kwakhe, uGqirha Juul yayinguye oxhuzula imikhala kwiYunithi yeYuroganakholoji. INgcali yefiziyotheraphi yayisele izinze kakuhle yaye iqhubeka nokuzisa inkonzo yayo eyodwa, oko ikwenza ngokweeseshini. Yayigqibe uqeqesho lwayo ngokusesikweni kwimpilo yamabhinqa.

Utyando

Zaye zathengwa iidivayisi nezixhobo zotyando lokulungisa nokusebenza komzimba kwanotyando –lulungiso lokuvuza kwesinyi yaye le yunithi ijonge ukwandisa ubungcali bayo kwilapharoskophi (utyando lokuvula inxetyana elingephi). Ixesha

lokulindela ukuya ethiyetha kupheliwe. Injongo elandelayo kukwenza iikliniki ukunciphisa ixesha lokulinda ukufumana umhla/idinga lokuza kubonwa.

Inkonzo enikeza nezinye iinkonzo

IKliniki yayicwangciselwe ukuba yenze nezinye iinkonzo ngempumelelo xa isigulane size esibhedlele kweli candelo. Le kliniki ibandakanya inkonzo yokuxilonga iyuroganakholoji kunye nenkonzo zefiziyotheraphi ezinikezwa kwangemini enye.

Abasebenzi :

lingcali zonyango	2
IRejistrar	1 (engaqeshwanga sigxina)
Umsebenzi:	1 (owafumana ibhasari kwaNetcare)
Ingcali yezintso	1
Ingcali yefiziyotheraphi	1
Istafunesi	1

Amanani-nkcazo ezigulane ezabonelwa iYuroganakholoji

	2010	2011
Izigulane ezitsha ezabonwayo	220	176
Izigulane ezazilandeleda unyango ezabonwayo	727	901
Imfunalwazi eyenziwayo kwi-Urody namic	108	107

Ichiza Lenzala

Uprof Tf Kruger

Utyando oluncinane lwenziwa kwiithiyetha zeNqanaba II neNqanaba III kwi-S & T kunye kanti iyunithi yethu yenye yeethiyetha ezimbalwa ze-endoskopu ezinika inkonzo kwizibhedlele zemfundo.

Sinezigulane ezingalaliswanga zasethiyetha ezifuna ukwenziwa utyando lwe-endoskopu olube negalelo elikhulu ekuhlanguleni esi sibhedlele.

ICandelo le-Androloji linenkonzo eliyenzela ummandla wonke yaye linceda izigulane ngochumiso-nzala, izigulane ezinomhlaza kunye nezigulane ezinengxaki yesinyi.

Ukubekwa kolwelo olunembewu yendoda kwindawo ebandayo yinkonzo eyenzelwa izigulane ezinomhlaza eziyifunayo le nkonzo. Asibizi zindleko ziphakamileyo kule nkonzo kwizigulane.

Abasebenzi :

Ingcali eyintloko	1
Ingcali ephezulu	1
Ingcali ephezulu	5/8 izikhundla
Abasebenzi	3
USosayensi wezeNdalo	2
lingcali zeteknoloji	2
Abafundi be-MSc	2
Abafundi be-PhD	3

UCHUMISO-MBEWU OLUNCEDISIWEYO

I-Androloji	2010	2011
Inani lohlahutyo lolwelo olunembewu	726	654
Inani lezigulane ezenziwe ivasekthomi (zidityanisiwe kwitotali)	276	239
Imbewu elulwelo yaye yahlolwa	726	654
Kwajongwa amandla embewu	438	415
IiSampuli ezaye zahlolwa emva kokwahlulwa ngesixhobo sokwahlula	276	239
Kwahlolwa imbewu esazifakwe ichiza lokujika ibala	-	16
Kwenziwa ulungiselelo lokufakwa kwechiza lokujika ibala kwimbewu yesidoda	1250	1121
Kwafakwa ichiza lokujika ibala kwimbewu yesidoda	1250	1121
Iimvavanyo zokukhangela ukwenzeka kwembewu yesidoda ezenziway	1383	2181
Kwenziwa uvavanyo lwe-antispermatozoa antibody	370	329
Iingxelo ezafakwa kwikhompyutha	726	654
Fructose tests (Azoospermia samples)	50	34
i-In vitro fertilisation (IVF)	-	-
Izigulane ekwathathwa isampuli kuzo	26	78
Inani lee-ova ezahlolwayo	-	216
Iisampuli zembewu yesidoda ezahlolwayo ezafakwa kwi-ova	26	72
Inani lezigulane ekwaye kwafakwa imfambilini kuzo	-	51
Iisampuli zembewu yesidoda ezenziweyo ze-IUI	32	52

Ngo-2011 zehla kancinane iinkqubo zokuhlalutywa kwembewu yesidoda, kodwa kwaye kwakhangelwa indlela yokwenzeka kwembewu yesidoda yaza yahlalutywa kananjalo. Ngenxa yokuvulwa kwenkqubo ye-IVF (intsebenziswano phakathi kwecandelo lorhulumente nelizimeleyo) zabazithathu izigulane ze-IVF ezabonwayo kunaxa kuthelekiswa nango-2010 yaye iphantse ukuphindaphindeka imijikelo yonxibelelwano lwe-IUI.

I-ultrasound (isixhobo sokuxilonga iimfambilini esibelekweni)

Uprof Ltgm Geerts

Umlinganiselo obonakalayo womsebenzi weyunithi ese-US ukwinqanaba III, kumacandelo omabini, elokubelekisa kunye neleganakholoji. Nakuba kunjalo iqela lezigulane ezagqithiselwayo azange linyuke ngokuphawulekayo kulo nyaka upheleleyo, koko kwabonakala ukubakho kwezigulane ezigula zizigulo ezingafaniyo ezaye zathunyelwa. Oko kuboniswa kukwanda okuphawulekayo kwabo bathunyelwa kuqala yeemfambilini ezinengxaki yokungakheki kakuhle (ngoku bangama-620 (oku phantse kulingane ne-5% yabantu abakhulelweyo kummandla lowo)) ndawonye nokwanda kwabantu abathe babonwa bebonke bebonelwa ingxaki yokungokheki kakuhle kweemfambilini (bebengama-891 endaweni yama-622 enyakeni). Ezi meko zisoloko zinobunzima kwaye zifuna ukuba banike iingcebiso ezimandla. Sijongene neengxaki ezinkulu zobuchwepheshe bokuxilonga amabhinqa atyebe ngokugqithisileyo apho kutye kufuneke ukuba kuphindaphindwe ukuhlolwa xa kukhangelwa usana olusesesibelekweni. Oku kwakhona kongeza ubunzima kumthwalo osele ukho kananjalo kuwenze umsebenzi ungaphumi ezandleni kwangokunjalo kubakho ubunzima ekusebenzeni imisebenzi eyayamene nomenzakalo. Ukwaleka koku kongeza ingxaki kwiqela elisebenza ngesonografa ngo-2011 kwathi ke ngoko kwafuneka ukuba inkonzo leyo iqhubeka.

Ngaphandle nje kokunyuka kwezigulane ezithunyelwayo ezifuna uncedo kwinxaki yokungakheki kakuhle kweemfambilini, sakwazi ukugqiba iqela leenkqubo zonke zokuxilongela ukufumanisa ingxaki. Oku kwenziwa kwenzeka ngenxa yokutshintsha indlela yokukhangela amadlala emfuzo, ukucebisa nokuhlola kulo mmandla wethu, apho sithembele kakhulu kwiinkqubo zohlolo ze-ultrasound kumabhinqa akhethiweyo apho kuye kwenziwe uhlobo lwangaphakathi olungenazindleko zinkulu kangako. Ngo-2011 kwenziwa iqela leenkqubo zokufakwa kwe-intrauterine ezazingama-(20), uninzi lwazo zazenziwe kumabhinqa awabonwa kwicandelo elizimeleyo.

Ingcali ezincedisayo kwiklinikhi ejongene neengxaki zeentsana ezifayo apho kuye kuqwalaselwe ngokupheleleyo amabhinqa akhulelweyo afuna ingqwalaselayeentsanazawo, kuyaqhubekaukulawula iqela leemeko, ekukho kuzo namabhinqa anengxaki kumawele awakhulelweyo, ingxaki yepasenta enganelanga kwakunye neeseli ezibomvu ekuthiwa yi-so-immunisation. Le klinikhi iwandisile umsebenzi weyunithi ngenxa yokuba la mabhinqa efumana ukunonotshelwa ngokupheleleyo ingekokuhlolwa nge-ultrasound nje kuphela kweli ziko-mpilo, koko kwaye kwahlangatyenzwana nemfuno eyayikho ngokubekwa kwerejistra kunye nokubakho kweebhedhi zenqanaba III kunyango lwezigulane ezizimfambilini. Iqela lokwamkelwa kwezi ntsana kwezonyango kuhlala kulinganiselwe ngenxa yokuxilongwa kwezigulane ezingalaliswayo kuphuculwe ngokuthi kuhlolwe amabhinqa kube kaninzi ngeveki ukuphepha ukulaliswa kwazo.

Abasebenzi:

INGcali eyiNtloko	1
IGosa eliyiNtloko lezoNyango	1
Isonografa eyiNtloko	2
Irejistra	1
UNesi oNcedisayo	1
UMchwethezi (odityaniswe ne-O&G)	1
Umabhalane weklinikhi (odityaniswe neFEC)	1

Izigulane ezibonelwa uxilongo nge-ultrasound kunye neeklinikhi ezizodwa

ICANDELO LOKUBELEKISA	2010	2011
Bebonke ababoniweyo	7 893	7 729
Amawele abonniweyo	1 248	1 221
Iimfambilini eziboniweyo ezinengxaki	622	891
Ababoniwe benengxaki yeDoppler	3 809	3 765
Inkqubo zotyando ngaphakathi	370	356
Iiklinikhi yezonyango yeemfambilini	250 (ukususela 10/3/10)	256
Ukulaliswa kweentsana kwezonyango	14 (ukususela 1/8/10)	56
Ababoniweyo beNqanaba III	2 269 (ukususela 1/6/10)	3 253

Iganakholoji	2010	2011
Bebonke abathe babonwa	1 424	1 599
Ababonwe kwinqanaba III	515 (ukususela 1/6/10)	1 054

Uluvo ngesiphumo

Icandelo lezokuBelekisa ngokubanzi

Inani lezigulane ezabelekiswayo kunye nezo zazinengxaki emandla ekubelekeni zigula nokugula imeko yazo yaye yazinziswa ngo-2011. Injongo ngo-2011 yaqhubeka intle kulawulo lwezonyango kwiiklinikhi zabakhulelweyo, iwadi yokubelekela kunye neewadi zokunonophela emva kokubeleka. Umsebenzi onzima nomkhulu ndawonye nesicwangciso esisiso saba neziphumo ezikukunciphisa ukufa ngexesha lokubeleka nasemva kwalo ndawonye nokufa koomama abakhulelweyo bebeleka. Inani lokufa ngexesha lokubeleka nasemva kwalo (ubukhulu bosana ngexesha lokuzalwa > 1000g) lehla ukusuka kuma-50.2 laya kuma-41.4/1000 kwabo babezalwa. Lenyuka kancinane inani labafa bebeleka lisuka ku-15 laya ku-17. Lenyuka inani lababeleka ngotyando lisuka kuma-36% laya kuma-44% oko kwabonakala kwiinkonzo zonyango olukwinqanaba 2 nele-3 kukwabonakala nokunyuka kwenani labagulayo ngeli xesha okwayanyaniswa noku.

Icandelo leGanakholoji ngokubanzi

Inkonzo efanele oko ukuhlawulelayo, elungele nengqinelana nezigulane yaqhubeka nango-2011. Ukunyuka okuthe gqolo kwenani lezigulane ezibonelwa ingxaki yesigulo esibizwa ngokuba yi-intraepithelial neoplasia esibelweni, kwiklinikhi yekhalphokophi ibonisa ukubaluleka kwefuthe lesigulo esingubhubhane kwimpilo yamabhinqa. Kukho amalungiselelo awodwa ayimfuneko ukuze kuziswe inkonzo ngokuhambisa iinkonzo ngenjongo yokuzinabisela nakwizibhedlele zeSithili seMetro East. UCwangciso, uqeqesho nokuphuculwa isakhiwo khon'ukuze kwandiswe inani leenkqubo ze-gynaecological laparoscopic ngo-2012 zaye zenziwa.

UPhando

Isebe eli libandakanyeka ekuphandeni ngenjongo zokuqwalasela imibuzo yoku ephathelelene neemfuno zempilo eMzantsi Afrika. Amalungu eli sebe abandakanyeka ngobuninzi kwintsebenziswano yophando lwezizwe zehlabathi. Ii-arhente zenkxaso-mali yezizwe zehlabathi zibe negalelo kweli sebe ekubeni kwenziwe olu phando, oko zikwenza ngesisa.

Iqela lezinto ezipapashiweyo xa bekuphononongwa iijenali zazili-19 ngo-2011.

Uqeqesho lwabasele bethweswe nabangekathweswa zidanga

Luyenziwa uqesho olukumgangatho ophezulu wabathweswe nabaseza kuthweswa izidanga. Zimbini iirejistra ezaqeqeshwa zagqiba. UGqar C Cluver wafumana imedali yeDubenton njengoyena mgqatswa weSigaba II ngo-2011. UGqar A Diarra walugqiba ngempumelelo uqeqesho lobudlelane kwi-Gynaecology Oncology

Iinkqubo zokunabisa iinkonzo:

I-gynaecological oncology

- Iyunithi ye-Gynaecological oncology ihambela iZibhedlele iWorcester- nesasePaarl qho emva kweeveki ezimbini ngokwemijikelo. INjongo yolu hambelo:
 1. Uqeqesho lweengcali, iirejistra kunye namagosa ezonyango asebenza kwezi zibhedlele.
 2. Ukuvavanywa kwezigulane ukuze kuqinisekiswa ulawulo kwizibhedlele zeli kwanokuthunyelwa kwazo ngendlela elindelekileyo ndawonye nolandelelo lwezigulane
- Le yunithi ibandakanyeka kwinkqubo yokuhlola yephondo ye-cervix carecinoma kwakunye nakuqeqesho lwe-cervical cytology kwimimandla yamaphandle.
- Ukufunda ngezonyango kusaqhubeka njengeyona nto iphambili kule yunithi ndawonye neenkqubo zokunabisa iinkonzo kuyo yonke indawo karhulumente kwiPhondo ngokubhekiselele kwiinkqubo ze-CME yeyona nto ibalulekileyo ekwakujoliswe kuyo. Iikhosi eziliqela zesiqingatha semini ezimalunga nokuhlolwa komhlaza wesibeleko yaye yondlalwa kwiPhondo leNtshona Koloni kuqukwa iGeorge, Oudtshoorn, iVostile, iPaarl, iVredenberg kunye nommandla weMetro. Le khosi ibonakala iyinto efunwa ngamandla.
- Omnye umsebenzi we-CME owaqalwa yile Yunithi kwintlanganisano yeNorthern Suburbs Gynaecologic Oncology eyinkqubo yokunabisa iinkonzo kwingcali ezingoogqirha bezibeleko kwicandelo labucala kujoliswe ekuqwalaselweni kwesifo esisa ngamalungu esini oomama.
- Indima yeyunithi kwezemfundo kwi-Afrika yonke yaye yomelezwa ngokuhambela kwiYunivesithi

yeSizwe yaseRwanda ukuya kutsho eZambia, uGqr A Diarra waseMali walugqiba uqeqesho kubungcali bokuncedisa kwaye uza kuya emsebenzini eKimberly 2012.

- Intsebenziswanokunye neYunithi ye-Gynaecologic Oncology yeYunivesithi yaseKapa lomelele kwaye lukho unxibelelwano oluqinileyo malunga nokwenziwa kweprothokholi yokusebenza nakwiintlanganiso ezimalunga nemfundo.
- Ukuya ekupheleni kuka-2010 kwenziwa isigqibo sokuba kwamkelwe izigulane ezithunyelwe yindawo ethumelayo yaseGeorge kwiSibhedlele iTygerberg ngenxa yamaxasha amade okulinda kwiSibhedlele iGroote Schuur.

Icandelo Lokubelekisa Loluntu

- Zininzi izihlandlo zotyalelo kwiiyunithi zokubelekisa kwisakhiwana saseTygerberg, ezinjongo yazo ikukuphuhlisa izakhono nokunika ingxelo ngomsebenzi wezonyango esuka kwiintlanganiso zophicotho. Uqeqesho kwakunye nekwezokubelekisa nokusa iinkonzo eluntwini kwandisiwe kwabandakanya yonke iMetro East, oku kuquka i(MOU) yaseMichael Mapongwana eKhayelitsha ne-MOU yaseKraaifontein ndawonye neKDH kunye neSibhedlele iHelderberg (HH). Eyona nto kujoliswe kuyo kukuphucula ezonyango nokuncitshiswa kokufa koomama ababelekayo nangexesha lokubeleka (I-Millennium Development Goal 4 & 5). Intlanganiso emalunga neZifo nokuFa kwimetro esempuma yayihlala nayo emva kweenyanga ezi-3, ukuze kubonswane ze kunikwe ingxelo ngecebo eliya kusetyenziswa mayela nengxaki yezigulo nokufa kumda eyenzelwa kuyo inkonzo.

I-Esmoe

- Izakhono eziphambili zokwenziwa kwenkonzo kaXakeka yabaBelekayo: kwaqeqeshwa abafundi abaseluqeqeshweni abangama-45 ngo-2011. Abasebenzi abasuka e-KDH, KBH nase-HH balufumana uqeqesho nabo.
- Ibhodi yeSizwe kunye nesekele lomhleli we-ESMOE.

Iyunithi Yocwangciso-Ntsapho Nononophelo Lwenzala Ngokwempilo

- Iyunithi yocwangciso-ntsapho ithe ngoncedo lwezimali ezivela kwimibutho yezizwe zehlabathi yakhuthaza ukwenziwa kweekhosi zofundo ngobomi kulutsha, abahloli, iiNPOs kunye neSebe leMfundo ngokwamaqela eprojekthi yezempilo kumlisela nomthinjana.

- Inkqubo yezakhono zobomi – Izinto ekungakhethwa kuzo namhlanje, kuqukwa nee-CD ezincedisayo – kuqukwa neFurther Educational Tract Phase (IBakala 10-12 okanye FET), efumanekayo kugrade 10 nele-12.
- Ukubandakanyeka kwaBazali kwezophuhliso nasekufundeni ngezintlalo ngokweemanyuwali zevidiyo.
- Kufikelelwe kubafundi abali-1 miliyoni.
- Iyaqhuba iyunithi nokusebenza nge-help line yezocwangciso-ntsapho xa kukho bani ufuna ukubuza nofuna inkxaso – oku kuxhaswa yi-World Population Foundation kwaye kwanatyiwa ukuze kufikelele kuMzantsi Afrika ngo-2007.

I-Ultrasound

- UProf Geerts Wenza inkqubo yokuphicotha esesikweni xa unyaka wawusele usiya ekupheleni ukujonga imiqobo yokuphunyezwa kwesikhokelo sephondo esisemthethweni esimalunga neenkono ze-obstetric ultrasound kumaziko-mpilo ahlukeneyo eMetro East. Olu phicotho libe neziphumo ezimandla ezivela kubaxilongi. Abaniki ngcebiso kunye neesonograf kulo mmandla kwaye oku kuya kukhokelela kwingxelo eyenziwa ngendlela "yakhe" ize isiwe kumaziko-mpilo ahlukeneyo ebutsheni ko-2012
- Iikhosi ezintathu ezibandakanya ithiyori neprektikhali zenziwa ngabasebenzi bale yunithi zisenzelwa kwisibhedlele iTygerberg, kwaye zaye zazinyaswa ngabasebenzi abazimeleyo kwanabo baseburhulumenteni. Ezi khosi zenziwa ngohlobo lokuba kwakufuneka oogqirha abasaqalayo bafunde ngokwenza. Aba gqirha babeqeshwe kwiSibhedlele esitsha saseKhayelitsha kwaye oku akuyi kunceda nje abantu abakhulelweyo, koko kuya kubaluncedo nakwiintsana ezingekazalwa ngezonyango, kwaye oko yinto esiyilindeleyo kwixesha elizayo. Ziye zaphuculwa iikhosi ukuze zibe ziikhosi eziqinisekisiwayo zabo bafuna ukwenza ubuchule kwiindawo abakuzo, ze kamva baphumelele uhlobo kwizakhono zabo. Ezi khosi akukho zifana nazo apha eMzantsi Afrika, ekuqinisekiseni ukuba abameli bayagqesa kwizakhono zabo ukuze oko kube luncedo kumabhinqa akhulelweyo. Kwenziwa iikhosi ezintathu ze-ultrasound, ezazibandakanya ukufunda ngokuxelelewa nokufunda ngokwenza kwiSibhedlele iTygerberg kwaza kwathunyelwa abasebenzi babucala kunye nabasebenzi baseburhulumenteni. Le khosi ibifuna bafunde ngokwenza oogqirha abaliqela abasaqalayo

abaqeshelwe iSibhedlele esitsha saseKhayelitsha kwaye oku kubonisa ithemba lokuba abayi kuxhamla nje abalawuli abajongene nabakhulelweyo, koko baya kuxhamla nabo bajongene nezigulane ezifuna ukunyangelwa ingxaki yeentsana ezithunyelwe esilindele ukuba ibekho inkonzo enjalo kwixesha elizayo.

- Inkqubo yoqeqesho yeerjistra eziphakathi kukuqinisekisa ngezakhono kwi-obstetric ultrasound isebenze ngokufaneleke kakhulu ukuqinisekisa ukuba ziyakwazi ukukhawulelana nokunonotshelwa kwezigulane kwakwizigaba zokuqala zekhondo lazo lomsebenzi.
- Abasebenzi beyunithi ye-ultrasound banoxanduva lokuqeqesha abafundi base-CPUT ngempumelelo ukuze babe zii-sonographers BTech.
- Abasebenzi ababini basebenza njengabaqeqeshi kucweyo lokusetyenziswa kwe-ultrasound kwiNkongolo yeSizwe yakutsha nje ye-SASUOG.
- UProf Geerts usakwabandakanyeka ngokuzimisela njengelungu le-Diagnostic Ultrasound Unit, apho iforam yeengcali zonyango, ezabantwana kunye nezamadlala emfuza ezijongene neemfamabilini ezivela kwiYunivesithi zeNtshona Koloni zidibana kube ka-6 ngonyaka ukubonisana ngemigaqo-nkqubo nangemiba yezigulo ezifuna ukuqwalaselwa ezinobuzaza
- UProf Geerts esebenzisana kunye neCandelo le-Human Genetics lokwenziwa kwevidiyo yokufundisa yezigulane, malunga nokuhlolwa nokuxilongela ukufumanisa ngesigulo.

Iyunithi yonyango lezokubelekisa ngexesha likaxakeka

- U-E Langenegger wenza uCweyo olumalunga nonyango ngexesha likaXakeka kwezokuBelekisa esenzela oogqirha ngokubanzi kananjalo wazibandakanya nalo nocweyo oluxhobisa ngezakhono zokuhlangula ubomi zelizwe olwalujoliswe kwinqanaba lonyango olusisiseko.

Icandelo lefilim netelevishini - W Myburgh

Iyunithi yefilim netelevishini liyaqhubeka ukwenza ingeniso engenechaphaza, esetyenziswe ekuthengeni izixhobo zalo zokwenza ifilim, yenze loo nto uMnu Myburgh enze umboniso we-DVD okumgangatho ophezulu.

- Ukuqeqeshwa kwizinto zePowerpoint ekukho kuzo ne- 4 DVD's
- Ushicilelo lwezifundo ezikwi-DVD ezenziwe ngeenjongo zoqeqesho kwisebe

- Ushicilelo lwevidiyo zeengcali zezidlo e- Intemba Labs
- Ushicilelo lweCandelo le-Anaesthesiology
- Ushicilelo lweCandelo leRediyoloji
- Ushicilelo lukaGqr Baatjies
- Ividiyo zoqeqesho ze-Honours kwabo bafunda bekude
- Iikopi ze-dvd zeeklinikhi ezizimeleyo

INTsebenziswano yeSizwe ephakathi kwabo babambiseneyo

Unyango lwabaxhalisekileyo kwezokubelekisa ne-esmoe- E Langenegger

- Ukusungulwa kwenyathelo kwecandelo elitsha lokukhuphela elinesibonellelo esingephi kunye nentsebenziswano evela kwabakwaPhilips.
- Umqeqeshi ophezulu we-ESMOE, uvelise iimodyuli ezimbini zale nkqubo.
- Unopopi osetyenziswa ngexesha loqeqesho wathengwa liSebe lezeMpilo.
- Umhleli we-ESMOE
- Umququzeleli kunye nomhleli wemodyuli wecandelo lokungxamisekileyo lokuBelekisa ngokufakwa inaliti esisidomi-zintlungu (ESMOE, inaliti esisidomi-zintlungu)
- Umqeqeshi ophezulu we-SA kwikhosi i-BASIC (Basis assessment and support in intensive care)
- Umhloli we-NCCEMD
- ICritical Care Society WC : Kwakumenywe iSithethi sonyaka.
- Iiprojekthi ezihlanganisiweyo zeqela elinabisa iinkqubo zePhilips.

Ucwangciso-ntsapho – P Steyn

- ISebe lezeMpilo – Uqeqesho kucwangciso-ntsapho eMpuma Koloni, emNtla Koloni naseMpumalanga.
- ISebe leMfundo – ikholeji yeFET leNtshona Koloni, iMpuma Koloni, Kwazulu Natal, iFreyistata, iPhondo lomNtla Koloni, iPhondo lomNtla noNtshona Koloni.
- ISebe lezeMpilo – Ihelpline yeSizwe yepilisi yokungxamisekileyo.
- iKhosothiyam yeNational Stop Aids Now! Yenziwe yimibutho elishumi yasekuhlaleni esebenza ngabantwana bonke abaneNtsholongwane kaGawulayo nese sifo ngokwaso. IThiyetha for Life,

iCatholic Institute of Education (CIE), iChildren's Institute (CI), iDance4Life, iGod's Golden Acre (GGA) iSave the Children UK (SC.UK), ne-SA Scout Association, Stellenbosch University, i-Targeted AIDS Interventions (TAI) kunye ne-Twilight Children

Uphando ngesahluko esingokhuseleko – i-pass study - Hj Odendaal

I-PASS Network yamiselwa ngo-2003 ngokwenziwa kubekho intsebenziswano ehlanganisiweyo exhaswa ngamaziko amabini eNIH Institutes – Eunice Kennedy Shriver National Institute for Child Health and Development (NICHD) kunye ne-National Institute for Alcohol Abuse and Alcoholism (NIAAA). Kutsha nje, iNational Institute for Deafness and Communicative Disorders (NIDCD) ziye zadibaniselana zakule ngame eyeyokuqala. iPASS Network inezi zinto zintlanu:

- lindawo ezimbini ekwenziwe kuzo uphando ngezonyango ezibonakala zingowona mngcipheko wengxaki yeentsana ezizalwa sele zingasekho, iSIDS ne-FASD
 - Cape Coloured population in the Western Cape, South Africa (University of Stellenbosch – 7,000 maternal/foetal pairs)
 - American Indians in the Northern Plains (North Dakota and South Dakota – 5,000 maternal/foetal pairs)
- Iziko elibizwa ngokuba yi-Developmental Biology and Pathology Center (iSibhedlele saBantwana, Boston)
- Iziko lokuPhonononga leFizioloji (Columbia University, New York)
- Iziko lokuHlanganisa nokuHlalutya iDatha (DM-stat, Boston)
- Inkqubo yooSosayensi be-NICHD, NIAAA kunye ne-NIDCD

I-Safe Passage Study ibandakanya ukufunwa nokuqwalaselwa banzi kweqela elimalungu ali-12,000 elizama ukukhawulelana nengxaki yokudibana, okanye yokungohluleki kakuhle kweemfambili ngexesha lokukhulelwa, oku kuza kwenziwa kusetyenziswa i-longitudinal and multidisciplinary study- imfunalwazi eya kuyilwa ngohlobo lokuba kuphindwe iinkqubo zophando ezilungiselelwe ixesha elide kananjalo kusetyenziswa iinkalo zonke ezingeza nesiphumo. Oku kuyilwe ngendlela yokuba kuphenduleke imibuzo ephathelelene nobudlelwane phakathi kotywala ngabantu abakhulelweyo kwakunye nezinye izinto abaye bazenze, kwakhona kujongwe nonobangela wokuzalwa kweentsana ezingaphiliyo, kwanokufa ngesiqophe kosana, into ebizwa ngokuba yi-sudden infant death

syndrome (SIDS) ndawonye neengxaki ngokubanzi ezibangelwa butywala – into eyaziwa ngokuba yi-fetal alcohol spectrum disorder (FASD) ezintsaneni. I-Safe Passage Study yeyona nkqubo yemfunalwazi/yophando inkulu kuluntu olungafumani ncedo ngokubhekiselele kungenelelo ngezophando phakathi kokungqongileyo, imfuza, ingxaki koomama kunye nezinto ezichaphazela iplasenta, ze loo nto ichaphazele usana olungekazalwa nokukhula kosana, ngokomzimba nengqondo kwanokubona ukuba ezi zinkqubo zingeza naziphumo ezibi na njengokuzalwa kosana selungasaphili okanye lufe lusanda kuzalwa. Kwenziwe isibonelelo esikhulu kwaza kwafakwa imali eninzi kweli phulo leli qela ukulinika amathuba awodwa entsebenziswano ndawonye nokuwenza kube lula ukwenza ulandelelo neenkqubo zongenelelo ngophando

UProf Odendaal nguye intloko yophando yeli. Isibonelelo-mali sifumanekile ukuqhuba eminye iminyaka emi-5, ukususela ngo-2011-2016. Kusaqhuba kakuhle ukufunwa kwabantu; apho kuthe ngo-2012 kwafumaneka abathanti-nxaxheba abangama-4,400.

Iyunithi ye-ultrasound – L Geerts

- Umgaqo-nkqubo omtsha wephondo omalunga neqela leekhromozomu ezinxahileyo esiqhelweni (aneuploidy), owenziwe nguProf Geerts wamkelwa ekuqaleni kwalo nyaka kananjalo wasetyenziswa kwiSibhedlele iTygerberg ukusuka ngomhla woku-1 kuJanuwari ukuya phambili. Injongo yawo lo mgaqo-nkqubo kukuphucula iinkqubo zokufikelela kuphando kubantu abakhulelweyo ndawonye nokuphucula ukusebenza kakuhle nangendlela efanelekileyo kwenkqubo yokuzilonga. Eyona nto iyintsusa nesiseko soku kwakuqwalaselwe kolu papasho ("Effectiveness of prenatal screening for Down syndrome on the basis of maternal age in South Africa" (S Afr Med J 2011;101: 45-48.). Lo mgaqo-nkqubo wawubhalwe kunye noProf Geerts. Umgaqo-nkqubo omtsha wenza ukuba sikwazi ukusebenza iinkqubo eziliqela zotyando olwenziwa nzulu ezikhumbeni kwakunye nokwenziwa kweemvavanyo ezinexabiso eliphezulu kumadlala emfuza ngaphandle nje kokunyuka kwenani leemfambili ezinengxaki.
- Umgaqo-nkqubo omtsha wephondo kwiinkonzo ze-ultrasound zecandelo lokuBelekisa nezeGanakholoji, uhlelwe nguProf Geerts, waza wahlaziywa kanti sekumbovu ukuba ugqitywe ukuphuculwa zeke emva koko wamkelwe.
- Isaqhubeka intsebenziswano phakathi kwamalungu eCandelo lezeNgqondo

kwiYunivesithi yaseKapa kunye neyaseStellebosch, kwimfunalwazi yokukhangela izinto ezichaphazela umama okhulelweyo kakubi kwakunye nokusetyenziswa kwe-amphetamine ekukhuleni kwemfambilini.

- Prof Geerts usebenzile kwikomiti yezesayensi yeNkongolo yamva ye-SASUOG eyayiqhutywa yiYunivesithi yaseKapa, kwaye wayesisithethi esimenyiweyo. Waqhuba elilungu lekomiti ye-SASUOG kwane-SA Society ye-Maternal and Fetal Medicine.

Abasebenzi bale yunithi bayabandakanyeka kuqeqesho nakuhlolo olusesikweni lwabafundi base-CPUT be-(BTech (Ultrasound)).

Akukho zixhobo ezitsha ezathengwayo ngo-2011, kodwa kwenziwa ithenda yeyunithi esebenza nge-3D -4D ultrasound, kwaye yasebenza ngempumelelo ngexesha unyaka wawuphela, ngoku sekulindelwe ukuba ifike ngoMatshi 2012.

I-Gynaecological Oncology – Mh Botha No-Fh van Der Merwe

- Le yunithi isaqhuba nokuzibandakanya ngokupheleleyo neSouth African Society for Gynaecologic Oncology.
- UProf Botha kunye noGqr van der Merwe bazibandakanye nokuvavanywa kweeKholeji zoNyango zoMzantsi Afrika.

Iyunithi Ye-Urogynaecological – K van Rensburg

- I-Pelvic Floor Society of Cape Town iyaqhubeka neenkqubo zokubonisana qho ngenyanga ngentsebenziswano phakathi kwe-UCT ne-US. UGqr van Rensburg nguye owabalula izixhobo ezithile malunga ne-CPD ezi ntlanganiso kanti ezi zinto ziya kuqalisa ukusebenza ngo-2011.
- Ayikho inkqubo yobudlelwane bezoqeqesho okwangoku kuyo nayiphi na uyunivesithi yoMzantsi Afrika kwaye sibulela uProf TF Kruger kunye noProf W van der Merwe ngegalelo labo ekuncedeni ukuba kwenzeka oku. Sifuna nokubulela iyunithi ejongene nomhlaza kubhobhosi yeSibhedlele iGroote Schuur ephantsi kwesandla sikaProf Goldberg.
- UGqr van Rensburg ukwisikhundla sobunobhala wekomiti yeSAUGA kwaye ulwalilungu le-ICS.
- UGqr Juul ulilungu le-IUGA nele-SAUGA.

Ibhayoloji Emalunga Nenzala

- UGqr Marie-Lena Windt - De Beer wasebenza njengonobhala weSouth African Society for Reproductive Sciences and Surgery.

- UProf R Menkveld: esebenza kunye noProf Ralf Henkel, weCandelo le-Biomedical Sciences, le-Yunivesithi yeNtshona Koloni.
- UProf Menkveld wathatha umhlala-phantsi ngo-Agasti 2011 kwaye kuye kuqeshwa nengcali entsha engusosayensi.
- UProf Siebert ungusihlalo wecandelo le-endoskophi leSouthern African Society of Reproductive Medicine and Gynaecological Endoscopy (SASREG).
- UProf Kruger usebenza njengelungu kwanomlawuli wenkqubo yesayensi serves as a member ye- SASREG

linkqubo zobambiswano, nokunatyiwa kweenkonzo, ukusebenzisana phakathi kwezizwe zehlabathi

UProf T Kruger esebenza kunye no-:

- UGqr S Oehninger Jones we-Institute, Norfolk Virginia.
- UProf DR Franken: ucweyo lwe-WHO olwalumalunga nokucubungulwa/kuhlalutywa kolwelo olunembewu yesidoda kumazwe ase-Afrika – December 2010.
- UProf R Menkveld: ebambisene noGqr J Rhemrev, wase-Bronovo Hospital, The Hague, The Netherlands. uGqr L Björndahl, Karolinska we-Institute, Stockholm, Sweden. uProf C Barratt, we-Reproductive and Developmental Biology Group, Division of Medical Sciences, University of Dundee, Scotland, UK. UGqr D Mortimer, Oozoa Biomedical Inc., Vancouver, Canada
- UGqr M-L Windt ebambisene ne : Institute of Biomedical Sciences Abel Salazar (ICBAS), University of Porto (UP), Porto Portugal, St Antonio General Hospital (HGSA), Porto Portugal.

UGqr S Gebhardt esebenza no- :

- UProf Ogechi Ikediobi, we-University of California, San Francisco on the influence of antiretroviral pharmacogenetic traits and drug levels in hair on treatment outcomes in HIV-positive South African individuals
- UProf L Warnich, we-department of Genetics, University of Stellenbosch, on several projects related to the genetics and pharmacogenetics of HIV and pre-eclampsia.

UProf H Odendaal esebenza ne-:

- Universities of Harvard, Columbia, Boston and North and South Dakota on the Safe Passage Study.**Prof.**

D. Hall works with:

- iUnited Kingdom. we-Cochrane Collaboration: Working on systematic reviews. Ubume: inye eyagqitywa ngo-2011, enye kusaqhutywa nayo.
- iAustralia. wePreterm prelabour rupture of membranes close to term trial (ugqabhuko lwamanzi ngaphambi kwexesha). umphandi oyintloko woMzantsi Afrika.

Ubume: Kusaqhutywa nokufunwa kwabantu.

- iCanada. IZiko loPhando ngeMpilo yamaBhinqa, uMlawuli: uME Hannah, we-University of Toronto. Isivumelwano sentsebenziswano kunye/okanye ukwabelwana ngolwazi.

Ubume: Kusaqhutywa, kuthe chu.

- iCanada. wePIERS Study. Iqumrhu elixhaswe ngezimali yi-WHO ukuze lenze uvavanyo, imfunalwazi ngengxaki yokunyuka kwegazi kwabakhulelweyo (pre-eclampsia) kumazwe asahlumayo.

Ubume: Kusaqhutywa nokufunwa kwabantu.

- iCanada. wePIERS on the Move Study. Imfunalwazi ebonelelwe ngezimali zizizwe zehlabathi malunga nengxaki yokunyuka kwegazi kwabakhulelweyo (pre-eclampsia) kusetyenziswa amanqaku ohlolo ngexesha loPhando kwakunye nobuchwepheshe beselula-fowuni.

Ubume: ikwisigaba seProtokholi.

- iCanada noMzantsi Afrika. Imfunalwazi nge-Calcium kunye nengxaki yokunyuka kwegazi kwabakhulelweyo (pre-eclampsia). Uphando olukhokelwe yiWHO kukhangelwa izinto ezichaphazela ikhalsiyam ngaphambi kokukhulelwa ize oku kuphinde kudibane nengxaki yokunyuka kwegazi kwabakhulelweyo (pre-eclampsia).

Ubume: ikwisigaba seProtokholi.

- iFrance. Ilungu leNdibano yoCweyo yeHlabathi ngeReproductive Immunology/Immunological Tolerance and Immunology of Preeclampsia. Ubume: Intlanganiselo elandelayo 2012.

UProf Geerts esebenza ne-:

- Fetal Medicine Foundation yase-(UK), malunga nenkqubo yesigaba, unyanga-ntathu wokuqala wonyaka kusenziwa uhlolo (enceda kwezoqeqesho nasekuhloleni).
- (UK) D Khumar, we-Oxford University Press (ebambisene neGqr M Urban, owayesuka kwiYunivesithi yaseKapa ngoko, owenze, isahluko

esithi, "Prenatal diagnostic services and prevention of birth defects in South Africa" kwincwadi yezizwe zehlabathi ephathelelene ne- "Genomic variation and genetic disorders in developing countries"). Lo msebenzi uqwalasela imeko yangoku kwakunye nentsilelo ethe yakho eMzantsi Afrika kuxilongo olwenziwa kwabakhulelweyo kwakunye nezinto ezinokufumaniseka kubo, kwicandelo laseburhulumenteni kunye nelabucala. Le ncwadi sele ilungele ukupapashwa.

- IYunivesithi iHarvard e-(USA), iYunivesithi yaseMntla nasemZantsi Dakota, iYunivesithi yaseColumbia ne-Boston University ezibandakanyeka kwi-Safe Passage study. Umxholo weyona nto iphambili eyenziwa yile mfunalwazi ligalelo lotywala obuselwangumntu okhulelweyo kwiintsana ezivela sezibhubhile nokufa kweentsana ngesiquphe. I-altrasandi ijolise kwigalelo lotywala ekuyilekeni, ekukhuleni kosana nasekusebenzeni kweplasenta. Ngokwale njongo kuye kwasungulwa inkqubo yokuhlola ubungakanani bento ekujoliswe kuyo, engasetyenziswa kwezonyango kananjalo.
- E-(Netherlands) iDatha evela kuphando oludlulileyo lwenziwa nge-ultrasound unit esele ifakelwa kwinto ebizwa ngokuba yi-"individual-patient-data meta-analysis" yehlabathi malunga nokuqikelelwa kwesiphumo soomama kunye nexesha langaphambi nasemva kokubeleka kwiimeko apho okhulelweyo ethe wahlaselwa yingxaki yokunyuka kwegazi okubizwa ngokuba yi-POPULAR. Iziphumo zoko azikachazwa.
- UGqr Ehigha Enabudoso, ugqirha wokubelekisa waseNigeria, owafakwa kwicandelo le-Fetal Medicine njengomqeqeshwa kunyango lweentsana ezingekazalwa isithuba seenyanga ezili-9. Wayexhotyiswe ngezakhono eziyimfuneko nezifanelekileyo ukuze asungule icandelo lonyango lweentsana ezingekazalwa kwiYunivesithi yakhe (eBenin). Prof Geerts usahleli ebandakanyeka kwikhondo lakhe elilandelayo lomsebenzi yaye oku kuya kumnceda xa eceba ukwenza uphando oluhambelana noko.

UGqr MH Botha enoGqr FH van der Merwe esebenza ne-:

- Yunithi ebambisene ngemfunalwazi emalunga nokuhlolwa komhlaza wesibeleko eMzantsi Afrika. Igosa eliyintloko lezophando nguProf Greta Dreyer we-Yunivesithi yasePretoria.
- Leyunithi libandakanyeka kuphononongo lwemfunalwazi nge-HPV kwizigulane

ezinentsholongwane kaGawulayo. Ukugaywa kwabantu ukuba bazekwenza le mfunalwazi sele kumbovu ukuba lugqitywe. Le mfunalwazi iya kwenziwa kubanjisenwe noGqr M Zeier (Igosa eliyintloko lezoPhando) elivela kwiyuniithi yeZifo eziSulelayo kwiSibhedlele iTygerberg. Lo msebenzi ukhokelele ekubeni kupapashwe iijenali ezimbini zezizwe zehlabathi.

- Imfunalwazi eyenzelwe ukulungela ugonyo kunye noProf Guiliani onguGunyaziwe wezizwe zeHlabathi kugonyo lwe-HPV yena esuka eUSA, uya kuqalisa ukugaya ekupheleni no-2012.

UProf W Steyn esebenza ne-:

- iPASS Study – abathathi-nxaxheba kwiProjekthi bephantsi kweliso likaProf HJ Odendaal
- iPIERS Project – besenza uphando kunye ne-University of British Columbia, Vancouver
- iNew initiative – ye-University of Utrecht; University of British Columbia (khangela ngasentla).
- Academic collaboration and partnership – ye-University of Utrecht; University of British Columbia (khangela ngasentla).
- U-Edgardo Abalos (Argentina), Lelia Duley (UK) kunye noDavid Henderson-Smart (Australia) kwi-Cochrane reviews on Moderate Hypertension in Pregnancy (Published 2007).

UGqr M-L Windt usebenza ne-:

- Institute of Biomedical Sciences Abel Salazar (ICBAS), University of Porto (UP), Porto, Portugal, St Antonio General Hospital (HGSA), Porto Portugal.

UProf DR Franken esebenza ne-:

- WHO – ngolwandle-ntetho oluqhubekayo eyayikwabambe neendibano zocweyo zonyaka ukususela ngo-1997.

UProf Menkveld esebenza ne- :

- UGqr J Rhemrev, we-Bronovo Hospital, e-The Hague, The Netherlands. uGqr L Bjorndahl, Karolinska Institute, Stockholm, Sweden. uProf C Barratt, we-Reproductive and Developmental Biology Group, Division of Medical Sciences, University of Dundee, Scotland, UK. Dr D Mortimer, Oozoa Biomedical Inc., Vancouver, Canada.
- UGqr M-L Windt esebenza ne-: Institute of Biomedical Sciences Abel Salazar (ICBAS), University of Porto (UP), Porto, Portugal, St Antonio General Hospital (HGSA), Porto Portugal.

UProf G Theron esebenza ne-:

- Iqela elaziwa ngokuba yi-International Maternal Pediatric Adolescent AIDS Clinical Trials Group (IMPAACT) elinjengo:

Mphandi oyiNtloko wemfunalwazi ebizwa ngokuba yi-Promoting Maternal and Infant Survival Everywhere (PROMISE/1077).

- USekela sihlalo weProthokholi eyenza umsebenzi ongahlelwanga wokulawula uxilongo ngechiza elibizwa ngokuba yidouble blind placebo-control ukukhangela ukuba ikhuseleke ngokukhawuleza kangakanani na (i-antepartum -initated) xa ithelekiswa ne-(postpartum-initiated) isoniazid, unyango olukhuselayo kumabhinqa asuleleke yiNtsholongwane kaGawulayo kwiimeko ze-TB. Likwabonelelwa yi-National Institute of Allergy and Infectious Diseases (NIAID), i-Eunice Kennedy Shriver National Institute of Child Health and Human Development (NICHD) kwanangenkqubo yoBambiswano yeSayensi kunye ne-Tuberculosis Trials Consortium (TBTC) yamaZiko oLawulo noThintelo Zifo. Olu phando luvunywe yiKomiti yoPhando ngezaBasebenzi yaseStellenbosch University. Ukuvunywa kwayo yiMedicine Control Council akukagqibeleli ngenxa yokuqalisa imfunalwazi.
- I-Welcome Trust ese-United Kingdom ngumphandi oncedisayo kule mfunalwazi kusenziwa uphando ekuSulelwenikoSananguNinakwizinto ezahlukeneyo ezibizwa ngokuba yi-Immune-escape HBV variants.
- The International Maternal Pediatric Adolescent AIDS Clinical Trials Group (IMPAACT): njengequmrhu eliyintloko yophando elijongene nokuFakwa/ setyenziswa kwezinto zogonyo ezaziwa ngokuba ziiPolysaccharide of Conjugated Pneumococcal Vaccines kumabhinqa aneNtsholongwane kaGawulayo: Ukhuseleko naMandla okuSebenza kwayo, kunye nento ebizwa ngokuba yiTransplacental Transfer of Vaccine-Serotype Pneumococcal Anti-capsular Antibodies – into ke leyo elilinge elenziwa kwiziko elingunkalozonke lezizwe zehlabathi. IProthokholi sele ikwizigaba zayo zokugqibela zophuhliso.
- ne-Ofisi yeHlabathi ye-RCOG international office : ESMOE modules
- neYunivesithi yaseQueensland, iYunivesithi yase Hong Kong: Ukukhangela uHlolo olusiSiseko neNkxaso kuNyango lwabaXhalisayo kwiindibano zocweyo ezise- WC.

Izivumelwano ezitsha zentsebenziswano kunye necandelo labucala

- Dr Diarra walugqiba uqeqesho lwesikhundla ngokwezobudlelane exhaswa liqela leMedi-clinic.
- Umntu iomtsha owafikayo kwi-gynaecological oncology, uGqr Dliamini, watyinjelwa kwisikhundla sesodlelano ngabe-Discovery.
- Iqela iNetcare Group yamisela ubudlelane kwi-Urogynaecology (L Juul).
- Ubambiswano phakathi kweVincent Palotti (Life Care) kunye neYunithi ye-Reproductive Biology, abafundi abenza i-PhD aba-3babandakanyiwe nabo kule projekthi..
- UProf Geerts esebenzisana nequmrhu elikhulu loogqirha ukwenza i-ultrasound yezokubelekisa ibe yesebenzayo kwanenesiqinisekiso eMzantsi Afrika. Inkqubo yoqinisekiso yinqubo eyakelwe yibhodi yolawulo yesi sibhedlele ndawonye nayi-SASUOG, kwaye ayalandela amanyathelo ekuza kuchankathwa phezu kwawo okuphumeza oku, oko kusenzeka ngoncedo nenkxaso ye-SASUOG.
- Iintlanganiso zeYunithi ye-Diagnostic Ultrasound sineforam yeengcali zesonoloji eKapa emalunga nomsebenzi wabucala ukuze kuxoxwe iimeko ezinzima zezigulo kwanokuphonononga le ndlela kusetyenzwa ngayo ngoku.

Okupapashiweyo

JOURNAL ARTICLES (SUBSIDISED)	2010	2011
UNyango lwaBakhulelweyo neeNtsana ezingekazalwa	14	12
UNyango kweze-Reproductive	11	5
I-Urogynaecology	-	-
I-Gynaecology	4	2
UCwangciso-ntsapho	1	1
I-Urogynaecology	-	1
Zizonke	30	19

JOURNAL ARTICLE (NON SUBSIDISED)	2010	2011
UNyango kweze-Reproductive	2	1
UCwangciso-ntsapho	1	-
I-Gynaecological Oncology	2	1
UNyango lwaBakhulelweyo neeNtsana ezingekazalwa	5	5
Ezokubelekisa nezeSibeleko	2	3
I-Urogynaecology	-	1
Zizonke	12	12

IiNkqubo ezizodwa noqeqesho

IYunithi ye-Ultrasound Unit – L Geerts

- Iikhosi ezintathu ze-obstetric ultrasound ezenziwa ngokusesikweni ngosuku olunye (ezijoliswe kumanqanaba ohlukeneyo okuskena ekwakuye kuzo oogqirha abazimeleyo kunye nabasebenzi becandelo lorhulumente) ziphuculwe kungoku nje zaziikhosi ezinqinisekise ngokupheleleyo. Le nto iyazibula eMzantsi Afrika.
- UGqr Ehigha Enabudoso waseNigeria wayengowokuqala ukuqeqeshwa kwezonyango lweentsana ezingekazalwa ekwiyunithi yase-US isithuba seenyanga ezilithoba. Kungoku nje kuqeqeshwa abasebenzi ababini beqeqeshwa njengabancedisi beengcali kwi-Maternal and Foetal Medicine. UProf. Geerts nguye ojongene nemodyuli yabo yeFoetal Medicine.
- Ukushedyula iinkqubo zokufundisa kwiYunithi yeYunivesithi yaseStellenbosch
- Izifundo ezimayela ne-ultrasound kubafundi abakunyaka wesithathu, kuqakwa nokubonisa ngeprektikhali (imijikelo ibe mibini ngeklinihi nganye).
- Izifundo (lectures) ngeFoetal Medicine kwiirejistra (qho ngeveki).
- IKlabhu yeJenali (qho ngenyanga).
- Izifundo (lectures) ezihambelana nala maxesha kwi-Biennial Congress (Inkongolo ebakho kwiminyaka emibini) ye- SASUOG.
- Uqeqesho ngokwenza ndawonye nohlolo olusesikweni kubuchule be-ultrasound kusenzelwa iirejistra kwi-O&G kunye neRadyoloji, amagosa ezonyango kunye nabafundi abenza i-BTech (base-US) e-CPUT.

I-Reproductive Biology

UQeqesho kwi-Endoskopu – Tf Kruger

- Umsebenzi we-endoskopu wenziwa kwinqanaba 2 nele-3 kwiithiyetha ze-S&T, kwaye le yunithi yethu yenye yeethiyetha kwezimbalwa eneenkonzo ze-endoskopu ezenziwa ethiyetha.
- Utyando olungephi lwenziwa iveki neveki kwizigulane.
- Ithiyetha yezigulane ezingalaliswanga ezinyangwa nge-hysteroscopy sekukudala isebenza kwisithuba seminyaka esixhenxe eyadlulayo. Oku kwenza inxenye yeenkqubo ezenziwa nge-endoskopu ezenziwa yiYunithi

ye-Reproductive Biology. Njengoko ezi nkqubo zisenziwa kwizigulane ezingalaliswayo, isibhedlele sona songa kakhulu ngaloo ndlela.

- Iyenziwa ikhosi yoqeqesho kwi-endoskophu kulo mmandla.
- Ukunabisela iinkonzo/iinkqubo kwelaseNamibia kwenziwa nguProf. Siebert kwizihlandlo ezibini.
- Indibano enkulu yocweyo kwi-endoskophu yenzelwa kwiSibhedlele iRed Cross ngoDisemba 2011. Injongo yayo kukunceda amacandelwana obungcali njengele-Urogynaecology nele-onkholoji.
- Indibano yesibini yocweyo yayiyeyekharithulam esisisiseko yeerejistra eyayiqhutyelwa kwiSibhedlele iGroote Schuur. Oku kwenza isiseko esiyinxalenye yekamva.

Icandelo lokubelekisa nezibeleko

INGxelo yoNyaka 2011 yeSibhedlele iTygerberg

IYunithi yoNonophelo oluPhezulu lwababekayo

- Kwavulwa iyunithi yababekileyo neyokuphumela ukuze kukhawulelwane neemfuno kwizibonelelo ezinqongopheleyo zolonophelo oluphezulu.
- Kwadizayinwa iplani yomgangatho
- Izibonelelo
- Kwenziwa Motivated for funding from Philips for monitors
- Abasebenzi abaqeqeshiweyo
- Kwavulwa ngomhla 5 kuMeyi
- Kwanyangwa izigulane ezingama-434
- Akuzange kubekho mntu uswelekileyo
- Abaphuma e- OCCU – zizigulane ezili-108.

Kwavulwa iKliniki entsha eyindibanisela yezinto ezidibene nentliziyo nobakhulelweyo

- Kwenziwa uqeqesho kwi-echocardiograph screening.

ICANDELO ELIJONGENE NABANTWANA NEMPILO YABO

Icandelo elijongene nabantwana nempilo yabo**Profesa Mariana Kruger****Isishwankathelo Solawulo– 2011**

Icandelo labantwana kwisibhedlele iTygerberg limi kwiTygerberg Academic Hospital Complex kwaye eli candelo lisebenza njengelona likhulu lijongene nabantwana bengingqi ye-Eastern Metropolitan eKapa eNtshona Koloni. Zingama-4694 izigulane ezingeniswe apha nezifuna ezona nkono zikwizinga eliphhezulu (HSS) kunye neebhedi ezingama-73% ezisetyenzisiweyo zibe ngama-8523 izigulane ezingeniswe kogqirha abajonga into yonke (GSS) ngama-77%. Ingcali yeentsana inikezele ngeenkono ezincomekayo kakhulu ezinezinga eliphantsi lezehllo zokusweleka kweentsana sisi-7,1/1000 iintsana ezingu>1 kg ize ibe li-13,1/1000 iintsana ezingaphaya kwe-500 g, inani eli liphantsi kakhulu kunoko bekulindelekile eNtshona Koloni. Ingxaki ziquka ukushota kweebhedi zezigulane nabasebenzi (4,5% inani labo bonke abalalisiweyo esibhedlele) babe ngama-39% abantwana ababonwa emva kwexesha kumgangatho ophantsi iG befuna iinkono ezingxamisekileyo.

Iinkono zononophelo lwabo bangekho sibhedlele zinomsebenzi omninzi li-13572 izigulane ezithe zeza apha oku kubangelwa kukungabikho kwendawo elungiselewe ezi zigulane, oko kunyanzelisa ukuba izigulane zibonwe ngabasebenzi beenkono ezizodwa (HSS staff). Umsebenzi omninzi wezifo unxulumene nokukhula kwabantwana (kuma-20% kuqukwe abona bantwana basemngciphekweni abo bazelwe phambi kwexesha, ne(12%) labo banengxaki yemithambo luvo kunye neengxaki zokuphefumla abali-(10%).

Inkqubo yokufundisa kwicandelo labantwana iqhube kakuhle kakhulu, ngezinga elingama-98% abafundi bezonyango abebesenza unyaka wabo wokugqibela, abafundi abatsha abahlanu abangogqirha babantwana kunye nabafundi abathathu abatsha ababhalisele iPhD (ababini ngabasebenzi baseTCH). Inkqubo yophando nayo iqhube kakuhle ipapashe amaphepha ophando angama-93 amalunga nophando olwenziwa ngoogqirha ebantwaneni, iincwadi zokufunda ezimbini, iitshapta ezili-10 kwincwadi yokufunda kwakunye neegranti ezininzi ezilungiselelwe uphando.



Ukuphuculo lwezixhobo kuqukwe iRETCAM Digital System for Paediatric Ophthalmology engumnikelo uyi(R1 140 000) nezinye izixhobo ezixabisa R821 020. Iibhedi ezine zentsana ziqale ukusetyenziswa ngoSeptemba 2011 kwaze kwasekwa neCardiology Echo Laboratory.

Izinto ezicwangciselwe unyaka ka-2012 ziquka ukwahlulwa kweenkono zabo bangalaliswanga sibhedlele zisetyenzwe ngoogqirha abaziingcali kunye nabo baxilonga nje yonke into, nothekungwa kweebhedi ezizodwa ezine zeentsana kwakunye neebhedi ezili-17 zeentsana ezisandula ukuzalwa (kunye neebhedi ezintathu zamagumbi awodwa) kwakunye neebhedi ezine zecala lezigulane ezibonwa ngoogqirha abajonga into yonke.

Mariana Kruger

Icandelo 1**Izibonelelo Nesiphumo**

IZITHUBA (EZISISIGXINA)	INANI	EZIGCWAL-ISIWEYO
uProfesa/Ingcali eyintloko	2	2
Ingcali eyintloko	1	1
Ingcali eyintloko (Principal)	6	5
Ingcali enkulu	19 + 1(5/8)	19 + 1(5/8)
Ugqirha Oyingcali	7 (PRWK/PGWC n=3)	7 (PRWK/PGWC n=3)
Ingcali	31 (2 super numerary)	31
Igosa lonyango	26	26

IZITHUBA (EZOKUKHESELA – IYURE NGEVEKI)		
	INANI	EZIGCWALISIWEYO
Ingcali	4 (iiyure ezili-37/ iveki)	4 (iiyure ezili-37/ iveki)
Igosa lonyango	1 (iiyure ezili-16/ ngeveki)	1 (iiyure ezi- li-16/ngeveki)
Locum: Dr JCF du Preez (iin- yanga ezi-4)	1	1
Inani leebhedi	253	253

Ingcali Yezigulo Zabantwana

ZIZONKE IZIGULANE EZINGENISWE ESIBHEDLELE NGO-2011 (IINKCUKACHA ZECLINICOM)							
*A9 NICU	A9 PICU	ICAN- DELO ELIJON- GENE NOMQA- LA	G1	G3	G7	G9	ITO- TALI
617	518	17	1029	605	692	1233	4694

* A9 iNICU iquka iibhedi ezizodwa zezigulane, njengoko iClinicom ingakwazi ukwahlula iinkcukacha.

IzinGA LOKUSETYENZISWA KWEEBHEDI NGO-2011 (IINKCUKACHA ZECLINICOM)							
*A9 NICU	A9 PICU	ICAN- DELO ELIJON- GENE NOMQA- LA	G1	G3	G7	G9	ITO- TALI
87%	85%	62%	81%	58%	72%	71%	73,7%

* A9 iNICU iquka iibhedi ezizodwa zezigulane, njengoko iClinicom ingakwazi ukwahlula iinkcukacha.

i-Neonatology

Abasebenzi: OoProfesa G Kirsten, J Smith, Drs A Bekker, S Holgate, G Kali, A Madide, L van Wyk, SK van der Merwe, neengcali ezi-4, amagosa onyango ali-10

WARD A9: INTENSIVE CARE UNIT			
IIBHEDI N=8	2011	2010	2009
Abalalisiweyo	617	408	387 (420#)
lintsuku ezihlalwa sisigulane esibhedlele	6	8,2#	21,1#
libhedi ezisetyenzisiweyo %	93% (kuphela kwiNICU)	80%#	82,40%#
% Ukukhula	51%	5,4%	-30%
Ababeleke nge-opereshini	2521 (41%)	2122	2113

WARD A9: INTENSIVE CARE UNIT			
IIBHEDI N=8	2011	2010	2009
Abafileyo	63 (10,2%)	76 (18,62%)	162 (38,5%)

*Iinkcukacha ezivela eClinicom

IWODI G1: ICANDELO LEENTSANA – IINTSANA EZIZALELWE NGAPHANDLE KWESIBHEDLE ITYGERBERG			
IIBHEDI N=36	2011	2010	2009
Abalalisiweyo	1029	987 (1036*)	946
lintsuku ezihlalwa sisigulane esibhedlele	10	10,5*	11,5
libhedi ezisetyenzisiweyo %	81%	96,6%*	75,9%
% Ukukhula	-1,5%	4,3%	-7%
Abafileyo	30 (2,9%) (12 abazalelwe ngaphandle esibhedlele)	33 (3,34%)	27 (4,68%)

*Iinkcukacha ezivela eClinicom

A9 Icandelo lwabantwana abagula kakhulu

Abasebenzi: uProf R Gie, ooGqr. P Goussard, S Kling, L Heyns, lingcali ezi-2, Igosa lonyango

IIBHEDI N=8	2011	2010	2009
Abalalisiweyo	598 (PICU)	629	625 (280#)
lintsuku ezihlalwa sisigulane esibhedlele	6	#	6
libhedi ezisetyenzisiweyo %	85%	#	120% (137,5%*)
% Ukukhula	#	#	17 – 20%
Abafileyo	52 (8%)	74 (11,8%)	73 (11,7%)

Iinkcukacha ezihlangenyo zeClinicom kunye nezeNICU – Akukho nto yahluliweyoe ePICU, ngoko ke akukho zinkcukacha zinikiweyo

A9 Icandelo elijongene nomqala

Abasebenzi: uProf R Gie, ooGqr. P Goussard, S Kling, L Heyns, uGqr. G Poole, Dr T Gray, iingcali ezi-2, Igosa lonyango lakwa-G9

IIBHEDI N=10	2011
Abalalisiweyo	17
libhedi ezisetyenzisiweyo %	62%
Abafileyo	2

Clinicom combined data with NICU – no split for PICU, therefore cannot provide data

IWODI G9 ICANDELO LABANTWANA ELIJONGENE NEENGXAKI ZOKUPHEFUMLA NE-ALEJI			
IIBHEDI ZA-BANENGXAKI YOKUPHEFUMLA N=10	2011	2010	2009
Abalalisiweyo ngengxaki yokuphefumla	511	512	534 (389*)
lintsuku ezihlalwa sisigulane esibhedlele	6,75	7,0	7,0
libhedi ezisetyenzisiweyo %	78%	#76%	#76,67%
Abafileyo	5	2 (0,4%)	4 (1,02%)
Ngokunxulumene neHIV (CHIP)	0	1	1
Abasesichenjeni	1	1	1
Abachaphazelekileyo	0	0	/

Kuqukwe oma-3 amacandelo onyango akwa-G9: Eleengxaki zokuphefumla; elengxaki zentliziyo & nelemithambo luvo

IINKQUBO NEZINYE IZINTO	
Izixhobo zokujonga ngaphakathi esifubeni	265
Utyando olwenziwa kumalungu asesifubeni	55

Iwodi G9 Icandelo lemithambo luvo

Abasebenzi: uProf J Schoeman, uGqr. R van Toorn, P Springer, uGqr. R Solomons (G10), uGqr. H Saunders, uGqr. PAM Brink (Oogqirha abaziingcali abakhulu), zi-2 iingcali, Igosa lonyango lakwa- G9

IIBHEDI N=10	2011	2010	2009
Abalalisiweyo	392	397	245 (78*)
lintsuku ezihlalwa sisigulane esibhedlele	6,75	6,75	8,3
libhedi ezisetyenzisiweyo %	135%	129%	*
% Ukukhula kwamanani	None	62%	
Abafileyo	5 (1,2%)	14 (3,52%)	1 (1,28%)

* linkcukacha zeClinicom (kuhlanganiswe neecandelo labantwana abanengxaki zokuphefumla)

EZINYE IZINTO	
iPaediatrics & Neonatal EEGs reported	620
iCT brain scans	1043
iMRI brain scans	306
iMRI spinal cord	100

Iwodi G9 Ie-Paediatric Endocrinology

Abasebenzi: OoGqr. E Zöllner, D Abraham, Ingcali, Igosa lonyango lakwa-G9

IIBHEDI N=5	2011	2010	2009
Bebonke abalalisiweyo	193	171 (139*)	151 (132*)
Izigulane ezineswekile	91	98	64
Izigulane ezinengxaki yeehomonzi	102	73	87
Amanye Amawodi	49		
lintsuku ezihlalwa sisigulane esibhedlele	7	10	12 (11,5)
libhedi ezisetyenzisiweyo %	74%	82%*	137,5%
% Ukukhula kwamanani	1,1%	13,2%	6,3%
Abafileyo	0	1 (0,6%)	2 (1,5%)

*linkcukacha ezivela kwiClinicom

Iwodi G7 i-Gastroenterology

Abasebenzi: OoGqr E Nel, Ingcali, Igosa lonyango lakwa-G7

IIBHEDI N=9	2011	2010	2009
Abalalisiweyo	317	285	368 (256*)
lintsuku ezihlalwa sisigulane esibhedlele	12,6	15,4	11,2
Inani leebhedi ezisetyenzisiweyo %	89%	90,3%	91,5%
% Ukukhula kwamanani	11,1%	-22,5%	21,8%
Abafileyo	9	19 (6,6%)	18 (5%)

* linkcukacha ezivela kwiClinicom neenkcukacha zeCHIP

IINKQUBO ZETHIYETHA	
iGastroscopy (kuquka ii-enteroscopy)	29
iColonoscopy	6
iLiver Biopsy	5

G7: infectious diseases unit

Abasebenzi: Prof MF Cotton, uGqr. H Rabie (kwikliniki yeHIV), Ingcali, Igosa lonyango lakwa-G7

IIBHEDI N=14	2011	2010	2009
Abalalisiweyo	226	193	219
lintsuku ezihlalwa sisigulane esibhedlele	16,4	16,8	17,0
libhedi ezisetyenzisiweyo Average Bed Occu-pancy %	89%	72%	91,5%
% Ukukhula kwamanani	11,1%	-11,9%	28,8%
Abafileyo	7	11 (5,6%)	8 (3,7%)
Ezinxulumene neHIV (CHIP)	All	10	1
Abasesi-chengeni (linkcukacha zeCHIP)	0	0	7
Abachap-hazekileyo (linkcukacha zeCHIP)	7	10	4

* linkcukacha zekliniki zihlangene nezegastroenterology ngoko ke akunakuthathwa sigqibo

IWodi G3 e-Oncology & Haematology

Abasebenzi: ooProfesa M Kruger, C Stefan, OoGqr. A Dippenaar, R Uys, neengcali ezi-2

IIBHEDI N=9	2011	2010	2009
Izigulane ezitsha	Ezinengxa-ki zegazi zingama-51	Ezinengxa-ki zegazi zingama-30	Ezinengxa-ki zegazi zingama-25
	Abanom-hlaza ngama-44	Abanom-hlaza ngama-60	Abanom-hlaza ngama-46
Abalalisiweyo	343	475	464 (587*)
lintsuku ezihlalwa sisigulane esibhedlele	5,3	3,4	5,2

IIBHEDI N=9	2011	2010	2009
libhedi ezisetyenzisiweyo %	48,2%	51,5%	90,5% (56,09%)
Ababulewe yiCHIP	5	4 (0,84%)	2 (0,43%)
/% Ukukhula kwamanani	/	23%	/
Abafileyo	5	10	15 (3,23%)
Izigulane eziza emini	1181	1317	1051

*linkcukacha zeClinicom

IWodi G3 iNefroloji

Abasebenzi: uGqr. C du Buisson, uGqr. JL Shires – okheselayo, lingcali, Igosa lonyango lase-G3

IIBHEDI N=4	2011	2010
Abalalisiweyo	168	140
Nabanye	142	
lintsuku ezihlalwa sisigulane esibhedlele	12	6
Inani leebhedi ezisetyenzisiweyo %	92%	81%
Abafileyo	1	1

Renal biopsies (zonke zenziwa eG3)	33
Acute dialyses (zonke zenziwa ePICU)	5

IWodi G3 & G10 Icandelo leNtfliziyo

Abasebenzi: OoGqr J Lawrenson, L Andrag, G Comititis, R de Dekker (RXH), Ingcali ezi-2, Igosa lonyango e-G3 & G10 (liyakuqala ngoJulayi ukuya kuDisemba 2011)

IIBHEDI N=10 (G3=5, G10=5)	2011	2010
Abalalisiweyo	148 (G10: 37; G3: 111)	147
lintsuku ezihlalwa sisigulane esibhedlele	*	*
libhedi ezisetyenzisiweyo %	*	*
Izigulane ze-Echocardiography	649	708
Izigulane ezilalisiweyo neziza kubonana nogqirha	707	*

* linkcukacha zeClinicom zihlangene nezengxaki ezinxulumene nentfliziyo ngoko ke akunakwenziwa isigqibo ngazo

ZINIKEZELWA ERXH NJENGEQONGA LOKUNIKEZELA IINKONZO	
RXH iinkqubo zasethiyetha, utyando	323
RXH ukufakwa kombhobho wokuchama	219

Indawo Yezigulane Ezingalaliswanga

IIKLINIKI EZINEENGCALI			
IIKLINIKI	2011	2010	2009
iHaematology	259	177	155
lingxaki zempilo nezifo	146	113	166
Umdlaza	448	392	410
Abaneengxaki zokuphefumla	1381	1308	1258
Abaneengxaki zesisu Gastroenterology	527	604	664
Iintsana ezisemngciphekweni	1671	1442	1390
lingxaki zemithambo luvo	1643	2537	2271
iNeurodevelopment	1042		
Aleji	713	689	762
Ukulandelela iintsana ezizelwe phambi kwexesha	277	347	288
lingxaki zezintso	1201	1103	1120
lingxaki zentliziyo	1076	1032	1069
lingxaki zokuphefumla nemiphunga	22	23	30
Isifo seswekile	598	586	479
Endokrinoloji	530	490	447
Isifo samathambo	183	205	184
Izifo ezosulelayo	1308	1003	848
iGenetics	367	293	265
Iimpepha zokuthenga amayeza ekhemesti	178	250	236
Iltotali	13 574	12 604	11 983

Iingcali zezigulo jikelele

ZIZONKE IZIGULANE EZILALISWEYO NGO-2011 (IINKCUKACHA ZECLINICOM)				
G2	G8	G10	UKUHLALA IXESHANA ESIBHEDLELE	ITOTALI
1845	834	1215	4629	8523

IIBHEDI EZISITYENZISIWEYO NGO-2011 (IINKCUKACHA ZECLINICOM)				
G2	G8	G10	UKUHLALA IXESHANA ESIBHEDLELE	ITOTALI
85%	80%	71%	73%	77,2%

Abajongene neentsana ezisandula ukuzalwa

IWODI G2 ICANDELO ELIJONGENE NEENTSANA EZISANDULA UKUZALWA – ABANTWANA ABAZELWE KWISIBHEDLELE ITYGERBERG			
IIBHEDI N=38	2011	2010	2009
Abalalisiweyo	1845	2017 (2037*)	2302
Iintsuku ezihlala sisigulane esibhedlele	6,0	6,3*	8,6
Iibhedi ezisityenzisiweyo	85%	150%*	82,1%
% Ukukhula kwamanani	-2,5%	-12,3%	29%
Abafileyo	66 (3,5%)	53 (2,62%)	57 (2,48%)

* Iinkcukacha zeClinicom

IWODI G8 IINTSANA & NOKUFUKANYISWA KWEENT-SANA (KANGAROO-MOTHER CARE) – IZIKO LOKUCHACHELA			
IIBHEDI N=30	2011	2010	2009
Abalalisiweyo	834	736 (855*)	835
Iintsuku ezihlala sisigulane esibhedlele	11,1	11,25*	11,4
Iibhedi ezisityenzisiweyo %	80%	80%*	79,2%
% Ukukhula kwamanani	-2,5%	-11,8%	36%
Abafileyo	0	2 (0,27%)	1 (0,12%)

* Iinkcukacha zeClinicom

IWodi G10 abantwana

Abasebenzi: uGqr. R Solomons, Ingcali e-1, li-1 Igosa lezonyango, Ba-2 abafundi abafundiswa umsebenzi

IWODI G10 ABANTWANA			
IIBHEDI N=25	2011	2010	2009
Abalalisiweyo	1119	820	306
% Ukunyuka kwamanani ezigulane ezilalisiweyo	↑36%	↑168%	

IWODI G10 ABANTWANA			
IIBHEDI N=25	2011	2010	2009
libhedi ezisetyenzisiweyo %	70,8%*	66,74%	137,5% (77,53%)
Umlinganiselo wexesha lokuhlala esibhedlele	6,33*	5,3	9,1
Abafileyo	10 (0,89%)	6 (0,73%)	11 (3,6%)

* linkcukacha zeClinicom

Ukuhlala ixeshana ekumgangatho ophantsi: <bangeniswa esibhedlele iyure ezingama-48

Abasebenzi: uProf S Schaaf, OoGqr E Malek, L Smit, H Finlayson, M du Preez (okheselayo), Zi-3 iingcali, (I-1 Ingcali yeemeko zikaXakeka), ma-2 Amagosa onyango, Ba-2 abafundi abafundiswa umsebenzi

	2011	2010	2009
Bebonke balalisiweyo eG Ground	4629	4738	4834
% Ukunyuka kwamani ezigulane ezilalisiweyo	↓ 2%	↓ 2%	↑ 8,5%
Inani lezigulane ezilalisiweyo ngosuku	13	13	13
Umlinganiselo weentsuku zokuhlala esibhedlele	1,2		1,7
% libhedi ezisetyenzisiweyo	73%	75%	73%
Inani leebhedi zabantu abane-Gastro %	63%	74%	64%
Inani leebhedi ezisetyenziswa mihla le ngabantu abaneGastro % (Ixesha leGastro nguFeb-Meyi) – zisi-8 iibhedi ngexesha leGastro endaweni yezi-6 zesiqhelo	80%	/	/
Abafileyo	13 (0,13%)	17 (0,13%)	20 (0,15%)
Ukufa okunxulumene neHIV	3	2	11
Basesichengeni seHIV	2	0	4

ICANDELO LABANTWANA: ELEMENKO EZINGXAMISEKILEYO NEEKLINIKI			
IIKLINIKI	2011	2010	2009
e-OPD 8am-4pm: limeko ezingxamisekileyo & nendlela izinto ezenziwa ngayo	7668	7277	7695
	5512 izigulane ezitsha ezithunyelweyo		
	izigulane ezingama-2156 abhukishelweyo		
Umlinganiselo wenani lababonwa yonke imihla	31	29	30
e-OPD emva kweeyure zomsebenzi: 4pm-8am & nangempela veki – iimeko ezingxamisekileyo	4900	4797	5246
e-OPD emva kweeyure zomsebenzi: 4pm-8am %	39%	39%	40%
Itotali	12 568	12 074	12 941

Inyhikityha yezifo nokufa kwabantwana ngo-2011

linkcukacha zePPIP

Lilonke inani labantwana abazelwe kwisibhedlele sabantwana iTygerberg e(TBH): n=6084

PNMR (≥ 500 g) = 74,8/1000

ENNDR (≥ 500 g) = 13,3/1000

PNMR (≥ 1000 g) = 40,5/1000

ENNDR (≥ 1000 g) = 7,1/1000

ABANTWANA ABAZALELWE KWISIBHEDLELE SABANTWANA ITYGERBERG BAZE BASWELEKA BEBUBUNZIMA UBUNGAMA: N=90		
UBUNZIMA BEENTSANA EZIGQITYWA KUZALWA	INANI % LEENTSANA EZISWELEKILEYO NGO-2011	INANI % LOKUFA KWEENTSANA NGO-2010
≤ 1000 g	21,6	27,6
1001 to 1500 g	4,6	3,1
1501 to 1999 g	1,5	1,2
2000 to 2499 g	0,8	1,8
≥ 2500 g	0,3	1,8

ONOBANGELA BOKUFA KWEENTSANA EZIZALELWE KWISIBHEDLELE SABANTWANA ETYGERBERG (TBH): N=90		
UNOBANGELA WOKUFA KWEENTSANA	LILONKE INANI % LEENTSANA EZISWELEKILEYO NGO-2011	LILONKE INANI % LABANTWANA ABASWELEKILEYO NGO-2010
lingxaki ezinxulumene nokuzalwa phambi kwexesha	46,7	28,7
Extreme Prematurity	18,9	19,8
Ingxaki ezidibene nokusulelwa zizifo	21,1	21,8
iPeripartum Hypoxia	11,1	14,8
iCongenital Anomalies	16,7	11,9
Nezinye	1,1	2,9

UKUFA KWEENTSANA EZITHUNYELWE KWISIBHEDLELE SABANTWANA ITYGERBERG BEKWELI NQANABA LOBUNZIMA		
UBUNZIMA BEENTSANA EZIGQITYWA KUZALWA	INANI % LABANTWANA ABASWELEKILEYO NGO-2011	INANI % LABANTWANA ABASWELEKILEYO NGO-2010
< 1000 g	33,3	20,5
1000 to 1499 g	25	25
1500 to 1999 g	8,3	11,7
2000 to 2499	8,3	10,3
≥ 2500 g	25	32,3

ONOBANGELA BOKUFA KWEENTSANA EZIZALELWE KWISIBHEDLELE SABANTWANA ETYGERBERG		
UNOBANGELA WOKUFA	INANI % LABANTWANA ABASWELEKILEYO NGO-2011	INANI % LABANTWANA ABASWELEKILEYO NGO-2010
Ziingxaki ezihlangene nokuzalwa phambi kwexesha	1 (8,3%)	16,2
Ingxaki ezinxulumene nokosulelwa zizifo	4 (33,3%)	26,5
Extreme Prematurity	3 (25%)	14,7
iPeripartum Hypoxia	2 (16,7%)	11,8
iCongenital Anomalies	2 (16,7%)	16,2
Bebonke abaswelekileyo	12	14,7

Ukusweleka kweentsana okunxulumenisa nendawo le bahlala kuyo jonga ku-G1

ISIBHEDLELE	AMANANI KA-2011	IPESENTEJI
iHelderberg	59	20,27%
iPaarl	48	16,49%
Ikliniki iMichael M	47	16,1%
iKhayelitsha	36	12,37%
iKarl Bremer	26	8,93%
iWorcester	19	6,52%
Ikliniki yaseElsies River	13	4,46%
iStellenbosch	9	3,09%
Ikliniki yaseDelft	9	3,09%
Ikliniki iKraaifontein Clinic	6	2,06%
iVredendal	4	1,37%
iCaledon	3	1,03%
iCeres	3	1,03%
iBeaufort West	2	0,68%
iBishop Lavis	2	0,68%
iSwartland	1	0,34%
iRobertson	1	0,34%
iClanwilliam	1	0,34%
iMontagu	1	0,34%
iMacassar	1	0,34%

Ukwamkelwa esibhedlele ngokweendawo zokuhlala ze-Outborn NICU nokufa kweentsana ezithunyelwe kwiSibhedlele sabantwana esiseTygerberg

ISIBHEDLELE	AMANANI NGO-2011	IPESENTEJI NGO-2011	AMANANI ANGO-2010
iPaarl	4/41	9,7%	13
iHelderberg	8/30	26,7%	7
nezinye	7		6
iWorcester	4/19	21%	5
iKarl Bremer	6/35	17%	5
iKhayelitsha	1/5	20%	4
iStellenbosch	1/5	20%	2
iSwartland	1/3	33,3%	2
iRobertson	0	0%	1

Inkqubo yophando ejonga ukufa kwabantwana ize yenze iindlela zokuphucula oko kuwo onke amawodi abantwana ngo (2011)

INKQUBO YOPHANDO EJONGA UKUFA KWABANTYAWANA IZE IPHUCULE OKO CHIP MORTALITY	ABASWELEKILEYO	INANI LABASWELEKILEYO ESIBHEDLELE
*Abaneentsuku ukusuka ku-0-28	5	4,2
Abaneentsuku ezingama-28 – kunyaka o-1	59	50
Ukusuka ku-1-ukuya kwemi-5 year	38	32,2
Ukusuka kwemi-5-13 iminyaka	13	11
Ukusuka 13-18 years	3	2,5
Inani labaswelekileyo	118	100

* Nceda uqaphele: Ukufa kweentsana ezisandula ukuzalwa akuqukwanga apha ngaphandle kwabo basweleke bengekagqibi nenyanga

UBUDE BEXESHA LOKUHLALA ESIBHEDLELE	INANI LEENTSUKU OZIHLALAYO	%
IDOA	6	5,1
<liyure ezingama-24	27	22,9
1-3 iintsuku	23	19,5
4-7 iintsuku	29	24,6
8-14 iintsuku	12	10,2
>14 iintsuku	21	17,8

ISINI	INANI	%
Ibhinqa	59	50
Indoda	56	47,5
Abangaziwayo	3	2,5

IZINTO EZINGUNOBANGELA WOKUFA KWABANTWANA	INANI LABO	%
Inyumoniya, ne-infekshini esemiphungeni	25	21,2
iSepticaemia, ukosulelwa yintsholongwane ethile	21	18,6
Isifo sorhudo kunye neHypovolaemic Shock	10	8,5
Amaqhuma	7	

IZINTO EZINGUNOBANGELA WOKUFA KWABANTWANA	INANI LABO	%
* ezinye iingxaki ezidibene nemithambo luvo (jonga apha ngezantsi)	6	6,8
Ezinye iingxaki ezinxulumene nokuphefumla	5	4,2
iCirrhosis, iPortal Hypertension, iLiver Failure, iHepatitis	5	4,2
TB: iMeningitis	4	3,4
TB: iMilliary, kwakunyenezinye izinto ezinxulumene nemithambo yegazi	4	3,4

AMAZIKO AMAHLANU APHO IZIGULANE EZININZI ZIYE ZATHUNYELWA KHONA		
AMAZIKO EKUTHUNYELWA KUWO	INANI LEZIGULANE	IPESENTEJI %
Isibhedlele iKarl Bremer	11	9,3
Iziko lempilo loluntu iDelft	9	7,6
Isibhedlele Worcester	9	7,6
Isibhedlele Paarl	9	7,6
Isibhedlele Helderberg	9	7,6
Abangathunyelwanga	8	6,8

UKUFA KWEZIGULANE YIHIV		
AMANQANABA EHIV	INANI LEZIGULANE	%
Inqanaba III	6	5,1
Inqanaba IV	11	9,3
Akubekwanga nqanaba (kodwa libonisiwe)	8	7
Akubekwanga nqanaba (aliboniswa)	71	60,2
Abangaziwayo ukuba banantoni	22	18,6

UKUFA YI-HIV NGOKWEZIGABA		
ULUHLU LWASELEBHE (HIV)	AMANANI EZIGULANE	IPESEN-TEJI %
Abanayo	67	56,8
Basesichengeni	11	9,3
Abachaphazelekileyo	20	16,9
Akukho ziphumo	1	0,8
Akwenziwanga vavanyo (kodwa bachaziwe)	2	1,7
Akwenziwanga vavanyo (abachazwanga)	13	11
Abangaziwayo ingxaki yabo	4	3,4

UKUFA KWEENTSANA OKUBANGELWA LIZINGA LOBUNZIMA BOSANA		
AMANQANABA AWOH-LUKENEYO OBUNZIMA BOSANA	INANI LEZIGULANE	%
i-OWFA	3	2,5
Obuqhelekileyo ubunzima	49	41,5
i-UWFA	41	34,7
iMarasmus	17	14,4

UKUFA KWEENTSANA OKUBANGELWA LIZINGA LOBUNZIMA BOSANA		
AMANQANABA AWOH-LUKENEYO OBUNZIMA BOSANA	INANI LEZIGULANE	%
iKwashiorkor	4	3,4
iMarasmic Kwashiorkor	2	1,7
Obungaziwayo	2	1,7

UKUFA KWEENTSANA KWIWODI NGANYE	
IWODI	INANI LEZIGULANE
A9 PICU	68
G Ground	13
G10 - General	10
G7 - Gastro	8
G7 - Infec	6
G3 Onco	5
G9 - Neuro	4
G9 - Resp	2
G9 - iCardio	1
G3 -iNephro	1
Bebonke	118

Ukulungiswa kweendawo zokusebenzela

Izigaba zokukhula zabantwana:

- Imali yokuthenga iADOS (Autism Diagnostic Observation Schedule) kit yanikezelwa kumbutho weSACAAPAP (South African Association of Child ne-Adolescent Psychiatry and Allied Professions) eWits. I-ADOS ithathwa njengenye "yenqanaba legolide" izixhobo ezisetyenziswa ukuchaza ingxaki ebizwa ukubayi-autism. uProfesa Catherine Lord unikezele nge-ADOS kits (inye ixabiso R25 000) kubantu abathathu abebethatha inxaxheba nabathe banika izizathu ezichazayo ukuba kutheni amacandelo abo ezifuna ezi zixhobo kwaye ke sinombulelo ukuba ukuba sifumane enye yezo kiti.
- Ukufikelela kwilebhu ejonga amathambo abantwana kwidyunivesithi yaseStellenbosch, iingxaki ezidibene nokuphazamiseka kwengqondo okanye ezinxulumene neHIV. Sinekliniki eqhubayo qho kwiinyanga ezimbini ihlanganisa ukulungiswa kwamathambo/ICP aze uGqr. J du Toit (ingcali

yokulungisa amathambo) uthi athumele abantwana abachongileyo ukuze bajongwe indlela abahamba ngayo ukuze kwenziwe utyando lokulungisa oko kuze kujongwe iziphumo zotyando olo. Iprojekthi yophando ejonga iingxaki zamathambo ebantwaneni abaneHIV kungoku nje sele iqalile.

I-Neonatology:

- libhedi ezine zeentsana ezigula kakhulu zifakwe kwawodi A9 njengeziko lokuchachela kwabo bangancediswa ngokuphefumla kodwa basafuna uncedo olukwizinga eliphezulu. Iintsana ezenziwe utyando zixhamle kakhulu kwezi bhedi zongezwayo njengoko ngaphambili bebevala iibhedi zabagula kakhulu.
- Igumbi elitsha le-Echo lisekiwe kumgangatho wesithoba kwisibhedlele iTygerberg.

INyuroloji:

- uGqr van Toorn wafumana iprobe neDoppler izixhobo ezilungiselelwe ukwenza imilinganiselo

yetranscranial Doppler ebantwaneni. Le nkqubela phambili iphucula kakhulu ulawulo lweengxaki ze-intracranial kwakunye netuberculous meningitis ebantwaneni.

IPhalmonoloji:

- Oomatshini abatsha ababini bathengiwe ngenkxaso mali evela kwiTygerberg Children's Hospital Trust.

Inkxaso eyenziwe yi-akhawunti egcina imali yesibhedlele sabantwana iTygerberg kwizibonelelo namaziko

UMHLA	UXHOBISI	OOMATSHINI ABATHENGIWEYO	AMAXABISO
2011/01/17	Genop Holdings	RETCAM Digital System for Paediatric Ophthalmology	R1 140 000,00
2011/01/18	Siyakhanda Medical Services	4 ENT mobiles and stands for Wards GG, G7 and G10; 3 Phototherapy Units for Wards G1, G2 and G8	R55 529,56
2011/01/18	Dinaledi Medical (Pty) Ltd	9 Pulse Oximeters for Wards GG, G1, G2, G3(2), G7, G9 and C3A	R107 730,00
2011/02/11	SSEM Mthembu Medical (Pty) Ltd	Cardiorespiratory Monitor for NICU & PICU	R94 449,00
2011/02/11	Smiths Medical (Pty) Ltd	4 Apnoea Monitors for G7, G2 (2) and GG	R23 940,00
2011/02/25	GE Medical Systems	3S-RS Sector Phased Array Comfort Scan Probe for Paediatric Neurology	R42 522,00
2011/02/25	Siyakhanda Medical Services	2 Procedure Carts for G8 and G1; 1 Phototherapy unit for G1	R34 271,53
2011/03/28	SSEM Mthembu Medical (Pty) Ltd	4 x Oxygen Blenders Ward G8, G2, G9 & G10	R50 456,40
2011/04/08	Tecmed	Bronchoscope	R227 885,74
2011/04/08	Carefusion	5 Alaris GH Syringe Pumps for wards GG, G7 (2), G9 & G10	R39 749,98
2011/08/24	Khusela Solution	Computer and Monitor for G-Ground	R16 281,48
2011/09/27	Shonaquip CC	Shonabuggy for Monique Gabriels	R33 755,40
2011/11/08	SSEM Mthembu Medical (Pty) Ltd	Cardiorespiratory Monitor for A9	R94 449,00
Total			R1 961 020,09

Iinkqubo Zoncedo Ekuhlaleni/linkonzo Zoluntu**Namaqumrhu Asekuhlaleni****Kunye Nentsebenziswano****Kwizizwe ngezizwe****Amalungu azingcali**

- Umongameli weSIOP Continental we-Afrika – Prof M Kruger
- Umhlali ngaphambili weSIOP Advocacy – Prof M Kruger
- Umhlali ngaphambili weZiko leZiyobisi kuMhlaba wonke, i-WHO-exhaswa ngemali – Prof RP Gie
- Ibhodi yeengcebiso i-NNI– Dr ED Nel

Ukufunda noqeqesho

- Umvavanyi wangaphandle waseCatholic University of Leuven, kwiCandelo leBioethics: Umgqatswa: Wim Pinxten; Title: One size does not fit all – Prof M Kruger
- Utyelelo lukapofesa eCatholic University of Leuven, kwiCandelo lePaediatrics, kunye nabahlohli babafundi abenza isidanga sokuqala – Prof M Kruger
- Ukuba noxanduva lokuphicotha inkqubo yeTB ukusukela ebantwaneni ingakumbi kumaFilipi oko kusenziwa ngabeNkqubo yeSizwe yamaFilipi kunye neWHO – Prof RP Gie
- Ukusebenza njengomvavanyi wangaphandle oseZimbabwe – Prof DC Stefan
- Abahlohli kwiwekhshophu yophando emalunga nezifo zemiphunga ebantwaneni ibanjwe ngabe-IUATLD eLongwe, eMalawi, ababekhona ngoogqirha babantwana abavela kumazwe ali-10 ase-Afrika. Iziphumo zewekhshophu ibikukunciphisa ukufa kwabantwana ngenxa yezifo zemiphunga nokuphumeza iMDG – Prof R Gie

Ufikelelo

- Intsebenziswano yamazwe amabini kunye nesibhedlele iBanso Baptist, isibhedlele iMbingo Baptist nesibhedlele iMutengene Baptist, eCameroon – ngooProf PB Hesselings & M Kruger
- Ingcebiso ngonyango nesikhokelo kubasebenzi abavela kumazwe awohlukeneyo ase-Afrika – nguProf DC Stefan
- Isimemo esivela kwicandelo lehaematology oncology eZambia – nguProf DC Stefan
- Umququzeleli wezonyango waseBurkitt's Lymphoma e-Eastern Africa (kwiNational Cancer Institute) – nguProf DC Stefan

- Ukubandakanyeka kwisibhedlele iCHUC eRwanda eKigali – nguProf DC Stefan
- Intsebenziswano yamazwe amabini kunye necandelo lepaediatric haematology oncology eNamibia– nguProf DC Stefan
- iWorld Asthma Day ikhuthazwe ngodliwanondlebe olwenziwe kunomathotholo – nguGqr S Kling

Amaqurhu

- IPhalmonoloji:
 - Umanyano lwezizwe ngezizwe olulwa isifo sephepha nemiphunga, ukufumana iingcebiso kwisifo semiphunga esiba sebantwaneni.
 - Ukufumana iingcebiso malunga nenkqubo yesifosephephaebantwaneni, kumaPhilippines
 - Ukunika iingcebiso kwiGlobal Drug Facility, kwiWHO, eGeneva, eSwitzerland.
- I-Onkholoji:
 - Iprojekthi esebenzisana kunye neWorld Child Cancer, The Cameroon Baptist Convention Health Board and Beryl Thyer Memorial Africa Trust;
 - Iprojekthi esebenzisana kunye nesibhedlele iWindhoek Central, eNamibia
 - Uphando emzantsi Afrika olumalunga ne(HIV malignancy) –usebenzisana nedyunivesithi yaseYork, eNamibia
- INefroloji:
 - Icandelo lePaediatric Neurology lifikelele kwisivumelwano sophando nedyunivesithi iFree e-Amsterdam equka isidanga sePhD iStellenbosch/Amsterdam. uGqr Regan Solomons ovela kwiCandelo leeNtsana nempilo yabantwana ubhalisele esi isidanga sePhD ikwanguye owafumana inkxaso mali yeminyaka emine ezayo kwidyunivesithi iFree yase-Amsterdam.
- INefroloji:
 - I-IPNA, i-ICCS
- I-Gastroenterology:
 - Intsebenziswano kunye neESPGHAN ukunika abanesidanga sesibini uqeqesho kwiPaediatric Gastroenterology to paediatricians esouthern Africa
- Ezentliziyo:
 - Iqumrhu lophando kunye neWorld Heart Federation ngokujonga izifo zentliziyo kusetyenziswa oomatshini.

Kwisizwe**Imfundo noqeqesho**

- iNational CHIP neNational Breast Feeding Orientation meetings – nguGqr E Malek

Amaqumrhu

- iPhalmonoloji:
 - Icandelo labantwana namayeza abantwana abafikisayo, eCape Town University Medical School. Uqeqesho lweengcali Training of senior registrars in paediatric bronchoscopy
- I-Aleji/ukusolwa:
 - Ikholeji yePaediatrics SA: uGqr. Kling Ungumabhalana ongahlawulwayo wesigqeba.
 - Ikholeji yeMedicine SA: uGqr Kling wonyuliwe njengeSineytha
 - Allergy Society of South Africa: uGqr. Kling wayenguMhlali ngaphambili.
 - I-Editorial Board yeCurrent Allergy neClinical Immunology
 - iSection editor ye-ethics section: Current Allergy neClinical Immunology
- Izigaba zokukhula zabantwana:
 - Ukufikelela kwisibhedlele iPaarl, iPaarl isikolo secerebral palsy neSivuyile special care
 - Ngoku senza iqumrhu ne-Autism Western Cape: ISaykholojisti nonontlalo-ntle bayafikelela kwikliniki yethu kanye ngeveki.
- I-Onkholoji:
 - Intsebenziswano emandla kunye neBloemfontein Universitas Hospital (paediatric haematology oncology)
 - Umhlali ngaphambili weSA paediatric cancer registration ufumaneka kwidyunivesithi yaseStellenbosch/kwisibhedlele sabantwana iTygerberg
- iNefroloji:
 - Isibhedlele sabantwana iRed Cross, iPretoria academic Hospital/Isibhedlele iSteve Biko

Engingqini**Imfundo noqeqesho**

- Ukuqeqeshwa kweengcali kwidyunivesithi yaseKapa kwicandelo leengxaki zesifuba ebantwaneni – Icandelo elijongene neengxaki zesifuba
- UmongikaziofundisangeDiabeticubandakanyeka kakhulu kwezemfundo noqeqesho eSt Joseph's

Home nakootitshala nakwizikolo zokugcina abantwana.

Ufikelelo

- Isibhedlele sengingqi iPaarl – Icandelo labantwana elijongene neengxaki zokuphefumla
- Ukufikelela ngemfono-mfono – uGqr. CJ du Buisson
- Ukujikeleza emawodini kwenziwa kumawodi ezigulane ezisandula ukubeleka naseKMC eHelderberg nakwisibhedlele i-Eerste oko kusenziwa ngoogqirha beentsana.
- Iingcali zeengxaki ezidibene nemithambo luvo zifikelele kwisibhedlele iWorcester nePaarl kanye qho kwiinyanga ezimbini. Injongo yaphunyezwa yokubona izigulane kufutshane namakhaya azo zingama-311 eziboniweyo, oko ke kunciphisa iindleko zothutho ukuya kwisibhedlele iTygerberg, ukuqeqesha oogqirha kwizibhedlele ezikhulu nokunciphisa umthwalo ozizigulane ezingabantwana ezingalaliswanga kwizibhedlele ezikhulu eTygerberg - nguGqr van Toorn noGqr. Solomons
- Iingcali noqeqesho olwenziwayo ukuze iingcali zifikelele kwisibhedlele saseWorcester nePaarl kusenzelwa abantwana, kubekho ezifika kabini ngonyaka kubantwana abane- haematology ne-oncology– nguProf M Kruger
- Iikliniki yePaediatric neurology ekwisikolo i-Alta du Toit eKuijs River ifika kabini ngonyaka - uProf J Schoeman
- Ukufikelela kwisibhedlele iPaarl nesikolo secerebral palsy iPaarl neSivuyile special care – nguGqr P Springer
- Isibhedlele sesithili iKhayelitsha esizinze phaya eTygerberg phantsi kweqela elikhokela inqanaba 2/uGqr. Dr Malek oyintloko ojongene nento yonke esisigulo sabantwana kuquka iintlanganiso ezibanjwa ngekota ezimalunga neenyhikityha zezifo nokufa kwezigulane. Inkqubo iCHIP yokwazisa ngabaswelekileyo yasekwa eKDH ngo-2011 – nguGqr. R Solomons/G10
- Banoxanduva lokufikelela kwiBCH iwodi yabantwana bekunye neengcali sesibhedlele sabantwaba iTygerberg kwakunye neBCH MO esisigxina. Ukujikeleza emawodini kwenziwa kabini ngenyanga, elinye lalomaxesha iba lithuba lokuqeqesha igosa lonyango nokwenza icase presentations isenziwa nguGqr Andre Burger waseBrewelskloof wengxoxo. iBCH inebhedi zaa-

bantwana ezingama-65 ikwajongene neengxa-ki zesifo seTB – li-132 izigulane ezitsha ezitsha ezingeniswe esibhedlele ngo-2011 – nguProf HS Schaaf

- Ukubaluleka kokufikelela nenkxaso kwizibhedlele zesithili neekliniki apho kungekho oogqirha babantwana abahlala kwalapho bajongene namanyathelo ekujoliswe kuwo ngofikelelo, kwakunye nokuhlanganiswa kweenkonzo zabantwana nezeentsana ze-eastern Metro, oko kusenziwa liqela elilawulayo lenqanaba lesi-2 okanye uGq. Malek oyintloko ojongene nezifo zabantwana jikelele. Intloko yezifo zabantwana jikelele uGq. Malek A ongummeli uqhubekile ukuya kwimihlangano yenyanga emalunga nenyhikityha yezifo nobhubhane wokufa kweentsana kwisibhedlele iHelderberg, iKDH nesibhedlele i-Eerste Rivier ukuze ziqwalasele ukufa kweentsana bajonge ukuba bangenza ntoni ukukhusela lemeko kwixesha elizayo, nokulandelela abo batshunyelwa kwezinye izibhedlele nokuqinisekisa inkqubo yeCHIP yokwazisa ngabo baswelekileyo kwezi zibhedlele e-Eerste Rivier, iHeidelberg nesibhedlele sesithili iKhayelitsha. Ukujikeleza koogqirha emawodini bejonga inkqubo yezigulane kwisibhedlele i-Eerste Rivier kuyaqhubeka kuphucula unonophelo lwabantwana nokuqinisa izakhono nokuqinisekisa inkonzo enikezelwa ngoogqirha eluntwini.
- Kulo nyaka bonke oogqirha babantwana besibhedlele sesithili seKhayelitsha bayatshintshana kangangeeveki ezimbini kumgangatho ophantsi eG befumana uqeqesho lwalapho kwiinkonzo ezingxamisekileyo nakwizigulane ezingalaliswayo ezenziwa unyango olulodwa kusenziwa amalungiselelo okuvula isibhedlele esitsha iKhayelitsha ngo-2012. Abongikazi besibhedlele iKhayelitsha balandele kwale nkqubo.
- Luyaqhubeka uthetha-thethwano phakathi korhulumente wePhondo noMasipala weKapa ngexesha lephulo lokulumkisa ngesifo sorhudo kufundiswa kuxhotyiswa abantu ngezakhono kungenwa neentlanganiso qho kwi-Eastern, Khayelitsha nakwiinging qana zeTygerberg. Ukufikelela nokunika inkxaso kwiwodi yabantwana kwisibhedlele sesifo sephepha iBrooklyn kuyaqhubeka njengesiqhelo e- G Ground
- Ukufikelela kwiinkonzo zesifo sePhepha – Uku-fikelela kwiMDR-TB neziganeko zeTB eziyingxa-ki nako kuyaqhubeka kwizithilana ezibini – eKhayelitsha (eTown Two) qho ngoLwesithathu

wokuqala enyangu zingama(302 izigulane eziza apha), apha kuqokwe noqeqesho loo gqirha besibhedlele iKhayelitsha abafundiswa umsebenzi ukuba bajongane nezi meko, nas-eKraaifontein (eScottsdene) qho ngenyanga yesibini kuLwesithathu wokugqibela enyangu (zingama-89 izigulane eziza apha). – G Ground

- Iinyanga ezintathu zokuklinika kwisibhedlele i-Eben Dönges, eWorcester, nenyanga ezintandathu zokuklinika eMonti. Bayafumaneka ngomnxeba ukuze banike iingcebiso kwisibhedlele saseGeorge. – icandelo labantwana elijongene neengxaki zentliziyo.

Amaqumrhu kumacandelo azimeleyo

- I-Onkholoji:
 - Inikezela ngeengcebiso malunga nonyango ijonge izigulane zangaphandle ezithunyelwe ngu Prof. Stefan noGq. A Dippenaar baze bazinike ezabo iimbono.
- iNefroloji:
 - iCape Kidney, SATS, SARS, SPRS
- i-Endrokhinoloji:
 - iNovo Nordisk inikezela ngomvuzo kumntu ofundisa ngesifo seswekile.

IMFUNDO NOQEQESHO

ABAFUNDI ABANGEKABI NASO ISIDANGA

98% pass rate

Ngama-98% izinga lokupasa kwabafundi

uGq. UD Feucht – bajonga kwaye baphucula unonophelo lwabantwana abasulelwe yiHIV nabo batshazelwayo yiHIV kwiminyaka yokuqala yokusekwa kwenkqubo ethe gabalala yonyango ngee- antiretroviral esePitoli eMzantsi Afrika

Abaququzeleli: Profs M Kruger, B Forsyth

uGq. P Goussard – Umatshini iBronchoscopic wokujonga no assessment and management of children presenting with clinical significant airway obstruction due to tuberculosis

Abaququzeleli: Profs RP Gie, C Bolliger

uGq. SEV Innes – Lipoatrophy in pre-puvertal children on antiretroviral therapy eMzantsi Afrika

Abaququzeleli: Proff MF Cotton, B Rosenkranz, Dr EWA Zöllner

uGq. A Mandalakas – Development of a novel conceptual framework of childhood tuberculosis within which to study the impact of an isoniazid

preventative therapy (IPT) program for childhood TB prevention in high burden communities

Abaququzeleli: ooProf AC Hesselting & RP Gie

uGqr EWA Zöllner – Adrenal suppression in asthmatic children on steroids

Abaququzeleli Promotors: Proff/Profs S Hough, E Irušen

Izicelo zePhD ezifakiweyo

uGqr. R van Toorn - weChildhood tuberculous meningitis: ukuqwalasela ngeliso elibukhali iindlela ezintsha zolawulo

Abaququzeleli: ooProf JF Schoeman, HS Schaaf

uGqr R Solomons with NRF bursary – Ukuphucula ukubonwa kuselithuba kwetuberculous meningitis ebantwaneni.

Abaququzeleli: ooProf J Schoeman (bedyuniversithi yaseStellenbosch), M van Furth (wedyuniversithi yaseFree e-Amsterdam)

Esihlangeneyo isidanga sePhD idyunivesithi yaseFree e-Amsterdam – ooProf J Schoeman (waseStellenbosch), M van Furth (wase-Amsterdam)

Nks. M Zunza – imeko eqhubekayo yokuncancisa ibele usitya ii-Antiretroviral Prophylaxis okanye ubisi olungumgubo kwakunye neziphumo zempilo ezinxulumene noko: Isifundo esithelekisekayo seentsana ezizelwe ngemini enye ngonyaka omnye abasesichengeni seHIV kumaziko empilo

Abaququzeleli: Prof MF Cotton, Dr MM Esser

Abafundi abaphumeleleyo kwiDCH(SA), CMSA

(Diploma in Child Health, Colleges of Medicine of South Africa)

Dr N Maclou

Dr JR Murray

Abafundi abaphumeleleyo kwiFC Paed(SA)

Icandelo I, CMSA

(IKholeji yooGqirha babantwana yoMzantsi Afrika, iSigaba I, iiKholeji zoNyango zoMzantsi Afrika)

nguGqr M Bassier

noGqr IEH Webster

Abafundi abaphumeleleyo kwiFC Paed(SA) Icandelo II, CMSA

(Udlelano neKholeji yooGqirha babantwana iSigaba II, iiKholeji yoNyango yoMzantsi Afrika)

nguGqr Ströbele

Gqr M Morkel

Gqr J Reddy

Gqr T Wessels

noGqr M Wessels

Abafundi abaphumeleleyo kwiMMed (Paed), kwidyuniversithi yaseStellenbosch University

(IiMastazi kwezoNyango eBantwaneni)

Dr N O'Connell phantsi kweliso elibanzi lika Gqr H Rabie

Itayitile: *Presumed cytomegalovirus retinitis in human immunodeficiency virus type I-infected South African children and published in 'Ped Infect Dis J 2011; 30(6)*

Abafundi abaphumeleleyo kwiMMed (Paed) icandelo II, kwidyuniversithi yaseStellenbosch

(IiMastazi kwezoNyango eBantwaneni, iSigaba II) uGqr OR Karangwa

Abafundi abaphumeleleyo kwiCert Infectious Diseases (SA) Paed, CMSA

(IiMastazi kwezoNyango eBantwaneni, iSigaba II) uGqr A Dramowski

Abafundi abaphumeleleyo kwiCert Nephrology (SA) Paed, CMSA

(Isiqinisekiso kwizifundo ngeZifo eziSulelayo seKholeji yooGqirha babantwana yoMzantsi Afrika, iiKholeji zoNyango zoMzantsi Afrika)

uGqr CJ du Buisson

Abafundi abaphumeleleyo kwiMSc Infectious Diseases, London School of Hygiene and Tropical Medicine

uGqr H Rabie

Abafundi abaphumeleleyo kwiMPhil Health Sciences Education, kwidyuniversithi yaseStellenbosch

uGqr L Heynss

Abafundi abaphumeleleyo kwiMSc in Medical Science, kwidyuniversithi yaseStellenbosch

uMnu R Dunbar

Iimbasa zoqeqesho:

iDiscovery Foundation

uGqr L Frigati –Paediatric Infectious Diseases

uGqr ED Nel – ufumene inkxaso-mali evela kwi-European Society yePediatric Gastroenterology, Hepatology neNutrition (ESPGHAN), ngesibonelelo esingenamda esiyi-35000 Euro qho ngonyaka kangangeminyaka emibini oko kusenziwa ngabakwaNestle Nutrition Institute (NNI) ukuqeqesha abo bajongene neengxaki ezidibene nesisu ebantwaneni

Izinto ezidibene nemfundo

- likomiti zezemfundo zeCandelo ziqukwe ngolu hlobo lulandelayo:
 - Abenza isidanga sokuqala: ooGqr D Abraham, R van Toorn, R Solomons, P Springer, PA Henning/L Heyns (chairperson), GF Kirsten
 - Abenza isidanga sesibini: OoGqr S Kling (umhlali ngaphambili), ED Nel, H Finlayson, noProf DC Stefan
 - Abenza iPhD: ngooProf M Kruger (umhlali ngaphambili), N Beyers, JF Schoeman, HS Schaaf, AC Hesseling
- Bonke oogqirha bayabandakanyeka kwiimfundiso zemihla ngemihla zabangekabi naso isidanga nabo benza isidanga sesibini. Izinto zemfundo ezongezweyo ziqukiwe:
- Oogqirha abakhulu kuqeqesho:
 - Ingxaki zabantwana ezidibene nokuphefumla: UGqr GA Poole, baxheswe ngenkxaso mali yiNycomed Pharmaceuticals, noGqr TC Gray, waxhaswa ngemali evela kwa Discovery Foundation
 - Ukuphuculwa kweemeko zabantwana: uGqr HH Saunders, ixhaswe ngabakwaDiscovery Foundation
 - Oweengxaki zentliziyo: uGqr B Rossouw
 - oweNeonatology: uGqr L van Wyk, uxhaswe ngebhasari evela kwaDiscovery Foundation, noGqr SK van der Merwe
 - owePaediatric Infectious Diseases: nguGqr A Dramowski
- Colleges of Medicine of South Africa (CMSA):
 - Abahlanganisi/Abavavanyi bangaphandle:
 - iDiploma kwiChild Health (DCH): nabaGqr H Finlayson, L Heyns, E Malek, R Solomons
 - iFC Paed(SA) Icandelo II: uProf M Kruger, Gqr S Kling
 - iCert Paediatric Neurology (SA): uProf JF Schoeman, uGqr R van Toorn
 - iCert Neonatology (SA): uProf GF Kirsten
 - iCert Paediatric Oncology (SA): uProf M Kruger
 - iwekhshopu zabevi: Prof M Kruger, ooGqrs E Malek, S Kling
- iProfessional Educational Development for Academics (PREDAC), ngo-2011, izinyaswe ngooGqrs DR Abraham noR Solomons
- uProf DC Stefan: 1 Chapter in book: Informing Curriculum development in Health Sciences – a Delphi method inquiry (Curriculum inquiry in South African higher education: ezinye izinto zesikolo ezivunyiweyo neengxaki ezikhoyo, SUNMedia)

Uphando

okuphunyeziweyo

- Ngexesha esebenza ngeengxaki zokuphefumla kwabantwana, uGqr. Aneesa Vanker wawongwa ngeDiscovery Academic Fellowship yokuphanda iingxaki zemiphunga ebantwaneni xa kuphuhliswa uluntu ekuhlaleni.

Ushicilelo

iJenali ezipapashiweyo (ezixhasiweyo ngemali)

1. Abayomi EA, Somers A, Grewal R, Sissolak G, Bassa F, Maartens D, Jacobs P, **Stefan C**, Ayers LW. *Impact of the HIV epidemic and anti-retroviral treatment policy on lymphoma incidence and subtypes seen in the Western Cape of South Africa, 2002-2009: Preliminary findings of the Tygerberg lymphoma study group.* **Transfusion and Apheresis Science**; 2011, 44: 161-166.
2. Abrams AI, Opiyo N, **Cotton MF**, Crowley S, Okebe J, Wiysonge S. *Supporting registration of child-focused clinical trials in Africa: The Child Strategy Project.* **South African Medical Journal** 2011; 101(11): 804.
3. Al-Dabbagh M, Lapphra K, Mcgloin R, Inrig K, **Schaaf HS, Marais BJ**, Sauve L, Kitai I, Kollmann TR. *Drug-resistant Tuberculosis.* **Pediatric Infectious Disease Journal**; 2011, 30(6): 501-505.
4. Andronikou S, **Goussard PL, Gie RP**. *Not all children with nodular interstitial lung patterns in South Africa Have TB – A rare case of Paediatric “Bird Fanciers” Disease.* **Pediatric Pulmonology**; 2011, 46(11): 1134-1136.
5. **Claassen M**, Sismanidis C, **Lawrence K**, Godfrey-Faussett P, Ayles H, Enarson DA, Beyers N. *Tuberculosis among community-based health care researchers.* **International Journal of Tuberculosis and Lung Disease**; 2011, 14(12): 1576-1581.
6. **Cotton MF**. *INH Preventive therapy (IPT) in HIV-Infected South African Children.* **Southern African Journal of HIV Medicine**; 2011, 40: 27-30.
7. Davies M-A, Eley B, Moultrie H, Technau K, **Rabie H**, Van Cutsem G, Giddy J, Wood R, Egger M, Keiser O. *Accuracy of immunological criteria for identifying virological failure in children on antiretroviral therapy - The IeDEA South Africa*

- Collaboration. **Tropical Medicine & International Health**; 2011; 16(11): 1367-1371.
8. Davies M-A, Moultrie H, Eley B, **Rabie H**, Van Cutsem G, Giddy J, Wood R, Technau K, Keiser O, Egger M, Boule A. *Virologic failure and second-line antiretroviral therapy in children in South Africa - the leDEA South Africa collaboration.* **Journal of Acquired Immune Deficiency Syndromes**; 2011, 56(3): 270-278.
 9. Dekker G, Andronikou S, **Van Toorn R**, Scheepers S, Brandt A, Ackermann C. *MRI findings in children with tuberculous meningitis: a comparison of HIV-infected and non-infected patients.* **Childs Nervous System**; 2011, 27: 1943-1949.
 10. Delva W, Beauclair R, Welte A, Vansteelandt S, Hens N, Aerts M, Du Toit E, **Beyers N**, Temmerman M. *Age-disparity, sexual connectedness and HIV infection in disadvantaged communities around Cape Town, South Africa: a study protocol.* **BMC Public Health**; 2011, 11: 616-621.
 11. Diacon AH, Dawson R, Hanekom M, Narunsky K, Venter A, Hittel N, Geiter LJ, Wells CD, Paccaly AJ, **Donald PR**. *Early bactericidal activity of delamanid (OPC-67683) in smear-positive pulmonary tuberculosis patients.* **International Journal of Tuberculosis and Lung Disease**; 2011, 15(7): 949-954.
 12. Diacon AH, Maritz JS, Venter A, Van Helden PD, Dawson R, **Donald PR**. *Time to liquid culture positivity can substitute for colony counting on agar plates in early bactericidal activity studies of antituberculosis agents.* **Clinical Microbiology and Infection**; 2011.
 13. **Donald PR**, Maritz JS, Diacon AH. *The pharmacokinetics and pharmacodynamics of rifampicin in adults and children in relation to the dosage recommended for children.* **Tuberculosis**; 2011, 91(3): 196-207.
 14. **Donald PR**. *The chemotherapy of osteo-articular tuberculosis with recommendations for treatment of children.* **Journal of Infection**; 2011, 62: 411-439.
 15. **Donald PR**. *The chemotherapy of tuberculous lymphadenopathy in children.* **Tuberculosis**; 2010, 90: 213-224.
 16. **Dramowski A**, **Bekker A**, **Kirsten GF**, **Marais BJ**, **Rabie H**, **Cotton MF**. *A case of congenital measles during the 2010 South African epidemic.* **Annals of Tropical Paediatrics**; 2011, 31: 185-188.
 17. **Dramowski A**, Coovadia A, Meyers T, Goga A. *Identifying missed opportunities for early intervention among HIV-infected Paediatric admissions at Chris Hani Baragwanath Hospital, Soweto, South Africa.* **Southern African Journal of HIV Medicine**; 2011, 12(42): 16-23.
 18. **Dramowski A**, Tshuma M, **Finlayson H**, **Cotton MF**, **Rabie H**. *Experience with pandemic influenza A/H1N1 2009 at Tygerberg Children's Hospital, South Africa.* **Southern African Journal of Epidemiology and Infection**; 2011, 26(2): 99-102.
 19. **Du Preez K**, **Hesseling AC**, **Mandalakas AM**, **Marais BJ**, **Schaaf HS**. *Opportunities for chemoprophylaxis in children with culture-confirmed tuberculosis.* **Annals of Tropical Paediatrics**; 2011, 31: 301-310.
 20. **Du Preez K**, **Mandalakas AM**, Kirchner HL, Grewal HMS, **Schaaf HS**, **Van Wyk SS**, **Hesseling AC**. *Environmental tobacco smoke exposure increases Mycobacterium tuberculosis infection risk in children.* **International Journal of Tuberculosis and Lung Disease**; 2011, 15(11): 1490-1496.
 21. **Dunbar R**, **Lawrence K**, Verver S, Enarson DA, Lombard CJ, Hargrove J, Caldwell J, **Beyers N**, Barnes JM. *Accuracy and completeness of recording of confirmed tuberculosis in two South African communities.* **International Journal of Tuberculosis and Lung Disease**; 2011, 15(3): 337-343.
 22. **Dunbar R**, Van Hest R, **Lawrence K**, Verver S, Enarson DA, Lombard CJ, **Beyers N**, Barnes JM. *Capture-recapture to estimate completeness of tuberculosis surveillance in two communities in South Africa.* **International Journal of Tuberculosis and Lung Disease**; 2011, 15(8): 1038-1043.
 23. Friedrich SO, Venter A, Kayigire XA, Dawson R, **Donald PR**, Diacon AH. *Suitability of Xpert MTB/RIF and Genotype MTBDRplus for patient selection for a Tuberculosis clinical trial.* **Journal of Clinical Microbiology**; 2011, 49(8): 2827-2831.
 24. Frigati L, Kranzer K, **Cotton MF**, **Schaaf HS**, Lombard CJ, Zar HJ. *The impact of isoniazid preventive therapy and antiretroviral therapy on tuberculosis in children infected with HIV in a high tuberculosis incidence setting.* **Thorax**; 2011, 66(6): 496-501.
 25. **Goussard PL**, **Gie RP**, **Kling S**, **Nel ED**, Louw M, Schubert PT, **Rhode D**, **Vanker A**, Andronikou S. *The Diagnostic Value and Safety of Transbronchial Needle Aspiration Biopsy in Children With Mediastinal Lymphadenopathy.* **Pediatric Pulmonology**; 2010, 45: 1173-1179.

26. Green RJ, **Kling S**. *The Diploma in Allergology - Levels of Competence Required and new Developments*. **Current Allergy & Clinical Immunology**; 2011, 24(3): 130-133.
27. Guech-Ongey M, Yagi M, Palacpac NMQ, Emmanuel B, Talisuna AO, Bhatia K, **Stefan C**, Biggar Rj, Nkrumah F, Neequaye J, Tougan T, Horii T, Mbulaiteye SM. *Antibodies reactive to Plasmodium falciparum serine repeat antigen in children with Burkitt lymphoma from Ghana*. **International Journal of Cancer**; 2011, 130: 1-7.
28. Hallbauer UM, **Schaaf HS**. *Ethionamide-induced hypothyroidism in children*. **Southern African Journal of Epidemiology and Infection**; 2011, 26(3): 161-163.
29. Heidari S, Mofenson LM, **Cotton MF**, Marlink R, Cahn P, Katabira E. *Antiretroviral Drugs for Preventing Mother-to-Child Transmission of HIV: A Review of Potential Effects on HIV-Exposed but Uninfected Children*. **Journal of Acquired Immune Deficiency Syndromes**; 2011, 57(4): 290-296.
30. **Hesseling AC**, Graham SM, Cuevas LE. *Rapid molecular detection of tuberculosis*. **New England Journal of Medicine**; 2011, 364(2): 183-184.
31. **Holgate SL**, **Bekker A**, **Rabie H**, **Cotton MF**. *Oseltamivir Use in Low-Birth Weight Infants During the 2009 nH1N1 Influenza A Outbreak in the Western Cape, South Africa*. **Journal of Tropical Pediatrics**; 2011, 1-5.
32. Hoosen EGM, Cilliers AM, Hugo-Hamman CT, Brown SC, **Lawrenson JB**, Zuhlke L, Hewitson J. *Paediatric cardiac services in South Africa*. **South African Medical Journal**; 2011, 101(2): 106-107.
33. **Innes S**, **Cotton MF**, Venter F. *Why should we still care about the stavudine dose?* **Southern African Journal of HIV Medicine**; 2011, 12(42): 14-15.
34. **Innes S**, Norman J, Smith P, **Smuts M**, Capparelli E, Rosenkranz B, **Cotton M**. *Bioequivalence of dispersed stavudine: opened versus closed capsule dosing*. **Antiviral Therapy**; 2011, 16: 1131-1134.
35. Jaspán HB, Myer L, Madhi SA, Violari A, Gibb DM, Stevens WS, Dobbels E, **Cotton MF**. *Utility of clinical parameters to identify HIV infection in infants below ten weeks of age in South Africa: a prospective cohort study*. **BMC PEDIATRICS**; 2011, 11: 104-110.
36. Jones CE, Naidoo S, De Beer C, Esser M, Kampmann B, **Hesseling AC**. *Maternal HIV Infection and Antibody Responses Against Vaccine-Preventable Diseases in Uninfected infants*. **Journal of the American Medical Association**; 2011, 305(6): 576-584.
37. **Kling S**, **Goussard PL**, **Gie RP**. *The treatment of acute asthma in children*. **Current Allergy & Clinical Immunology**; 2011, 24(1): 22-26.
38. **Kling S**. *Ethical Issues in Treating Children*. **Current Allergy & Clinical Immunology**; 2011, 24(4): 218-220.
39. **Kling S**. *Off-label drug use in childhood asthma*. **Current Allergy & Clinical Immunology**; 2011, 24(1): 38-41.
40. **Kling S**. *Professionalism, Education and Allergy*. **Current Allergy & Clinical Immunology** 2011; 24(3): 165-166.
41. Le Roux DM, **Cotton MF**, Le Roux SM, Whitelaw A, Lombard CJ, Zar H. *Bacteremia in Human Immunodeficiency virus-infected children in Cape Town, South Africa*. **Pediatric Infectious Disease Journal** 2011; 30(10): 904-909.
42. Madhi SA, Nachman S, Violari A, Kim S, **Cotton MF**, Bobat R, Jean-Philippe P, Mcsherry G, Mitchell C. *Primary Isoniazid Prophylaxis against Tuberculosis in HIV-Exposed Children*. **New England Journal of Medicine** 2011; 365(1): 21-31.
43. Madhi SA, Violari A, Klugman K, Lin G, McIntyre JA, Von Gottberg A, **Cotton MF**, Adrian P. *Inferior quantitative and qualitative immune responses to pneumococcal conjugate vaccine in infants with nasopharyngeal colonization by Streptococcus pneumoniae during the primary series of immunization*. **Vaccine**; 2011, 29(40): 6994-7001.
44. **Mandalakas AM**, **DeJen AK**, **Hesseling AC**, Benedetti A, Menzies D. *Interferon-gamma release assays and childhood tuberculosis: systematic review and meta-analysis*. **International Journal of Tuberculosis and Lung Disease**; 2011, 15(8): 1018-1032.
45. **Mandalakas AM**, **DeJen AK**, **Hesseling AC**. *Can we Accurately Diagnose Tuberculosis Infection in Children?* **Pediatric Infectious Disease Journal**; 2011, 30(9): 817-818.
46. **Mandalakas AM**, Menzies D. *Is screening immigrants for latent tuberculosis cost-effective?* **Lancet Infectious Diseases**; 2011, 11(6): 418-419.
47. **Marais BJ**, **Rabie H**, **Cotton MF**. *TB and HIV in children - advances in prevention and management*. **Paediatric Respiratory Reviews**; 2011, 12: 39-45.
48. **Marais BJ**. *Impact of Tuberculosis on Maternal and Child Health*. **Journal of Infectious Diseases**; 2011, 203: 304-305.
49. **Marais BJ**. *On the Role of Chest CT Scanning in a TB Outbreak Investigation*. **Chest**; 2011, 139(1): 229.

50. **Maritz ER**, Kidd M, **Cotton MF**. Premasticating Food for Weaning African Infants: A Possible Vehicle for Transmission of HIV. **Pediatrics**; 2011, 128(3): e579-e590.
51. Mcilleron H, Nuttal J, **Rabie H**, **Cotton MF**, Eley B, Meyers T, Smith PJ. Lopinavir exposure is insufficient in children given double doses of lopinavir/ritonavir during rifampicin-based treatment for tuberculosis. **Antiviral Therapy**; 2011, 16(3): 417-421.
52. Mcilleron H, **Willemse M**, **Schaaf HS**, Smith PJ, **Donald PR**. Pyrazinamide plasma concentrations in young children with tuberculosis. **Pediatric Infectious Disease Journal**; 2011, 30(3): 262-265.
53. Mugabo P, Els I, **Smith J**, **Rabie H**, Smith PJ, Mirochnick M, Steyn W, Hall D, Madsen R, **Cotton MF**. Nevirapine plasma concentrations in premature infants exposed to single-dose nevirapine for prevention of mother-to-child transmission of HIV-1. **South African Medical Journal**; 2011, 101(9): 655-658.
54. **Nel ED**, **Rabie H**, Goodway J, **Cotton MF**. A Retrospective Study of Cryptosporidial Diarrhea in a Region with High HIV Prevalence. **Journal of Tropical Pediatrics**; 2011, 57(4): 289-292.
55. **O'Connell N**, Freeman N, **Rabie H**, **Cotton MF**. Presumed cytomegalovirus retinitis in human immunodeficiency virus type 1-infected South African children. **Pediatric Infectious Disease Journal**; 2011, 30(6): 2.
56. Omar N, Andronikou S, **Van Toorn R**, Pienaar M. Diffusion-weighted magnetic resonance imaging of borderzone necrosis in paediatric tuberculous meningitis. **Journal of Medical Imaging and Radiation Oncology**; 2011, 55: 563-570.
57. Orth H, Salaam-Dreyer Z, **Kirsten Gf**, **Bekker A**, Gqada Z, Wasserman E. Emergence of reduced susceptibility to glycopeptides in a *Staphylococcus aureus* strain causing infection in a neonate. **Southern African Journal of Epidemiology and Infection**; 2011, 26(3): 107-108.
58. Pappasavvas E, Azzoni L, Foulkes A, Violari A, **Cotton MF**, Pistilli M, Reynolds G, Yin X, Glencross DK, Stevens WS, McIntyre JA, Montaner LJ. Increased Microbial Translocation in ≤ 180 Days Old Perinatally Human Immunodeficiency Virus-Positive Infants as Compared With Human Immunodeficiency Virus-exposed Uninfected Infants of Similar Age. **Pediatric Infectious Disease Journal**; 2011, 30(10): 877-882.
59. Peprah KO, Andronikou S, **Goussard PL**. Characteristic Magnetic Resonance Imaging Low T2 Signal Intensity of Necrotic Lung Parenchyma in Children With Pulmonary Tuberculosis. **Journal of Thoracic Imaging**; 2011.
60. **Rabie H**, **Violari A**, **Duong T**, **Madhi SA**, **Josipovic D**, **Innes S**, **Dobbels E**, Lazarus E, Panchia R, Babiker Ag, Gibb DM, Cotton MF. Early antiretroviral treatment reduces risk of bacilli Calmette-Guérin immune reconstitution adenitis. **International Journal of Tuberculosis and Lung Disease**; 2011, 15(9): 1194-1200.
61. Razack R, Michelow P, Leiman G, Harnekar A, Poole J, **Wessels G**, **Hesseling PB**, **Stefan C**, Louw M, Schubert PT, Clarke H, Wright C. An Interinstitutional Review of the Value of FNAB in Pediatric Oncology in Resource-Limited Countries. **Diagnostic Cytopathology**; 2011, 1-7.
62. Reynders D, Omar F, **Kruger M**, Wedi O. Treatment Outcome of Osteosarcoma in a Single Institution in a Developing Country. **Pediatric Blood & Cancer**; 2011; 57(5): 880.
63. **Rose PC**, **Schaaf HS**, **Marais BJ**, **Gie RP**, **Stefan C**. Value of bone marrow biopsy in children with suspected disseminated mycobacterial disease. **International Journal of Tuberculosis and Lung Disease**; 2011, 15(2): 200-204.
64. **Schaaf HS**, **Hesseling AC**. Induced sputum microbiology in confirming pulmonary tuberculosis in children. **International Journal of Tuberculosis and Lung Disease**; 2011, 15(9): 1139.
65. **Schaaf HS**, **Marais BJ**. Management of multidrug-resistant tuberculosis in children: a survival guide for paediatricians. **Paediatric Respiratory Reviews**; 2011, 12: 31-38.
66. **Schoeman JF** **Janse Van Rensburg A**, Laubscher JA, **Springer P**. The role of aspirin in Childhood Tuberculous Meningitis. **Journal of Child Neurology**; 2011, 26(8): 956-962.
67. Schoonees A, Lombard M, **Nel ED**, Volmink J. Ready-to-use therapeutic food for treating undernutrition in children from 6 months to 5 years of age (Protocol). **Cochrane Database of Systematic Reviews**; 2011, 2: 1.
68. Schubert PT, **Cotton MF**, Wright C. Cytomorphological Patterns of *M.bovis* BCG and *M.tuberculosis* on Fine Needle Aspiration Biopsies: Does HIV make a Difference? **Diagnostic Cytopathology**; 2011; 39(4): 264-269.
69. Shanuaube K, Hargreaves J, Fielding K, Schaap A, **Lawrence K**, Hensen B, Sismanidis C, Menezes A, **Beyers N**, Ayles H, Godfrey-Faussett P. Risk

- Factors Associated with Positive QuantiFERON-TB Gold In-Tube and Tuberculin Skin Tests Results in Zambia and South Africa.* **PLoS ONE**; 2011, 6(4): e18206.
70. **Smith J**, Velaphi S, Horn A, Joolay Y, **Madide A**. Neonatal circumcision. **South African Journal of Bioethics and Law**; 2011, 4(2): 50-51.
 71. **Solomons R**, **Slogrove A**, **Schoeman JF**, **Marais BJ** Van Zyl GU, Maritz JS, **Van Toorn R**. Acute Extrapyrarnidal Dysfunction in Two HIV-infected children. **Journal of Tropical Pediatrics**; 2011, 57(3): 227-231.
 72. **Stefan C**, Siemonsma F. Delay and causes of delay in the diagnosis of childhood cancer in Africa. **Pediatric Blood & Cancer**; 2011, 56: 80-85.
 73. **Stefan C**, Stones DK, Newton R. Burkitt lymphoma in South African children: One or two entities? **Transfusion and Apheresis Science**; 2011, 44: 191-194.
 74. **Stefan C**, Stones DK, Wainwright L, Newton R. Kaposi Sarcoma in South African Children. **Pediatric Blood & Cancer**; 2011, 56: 392-396.
 75. **Stefan C**, **Wessels G**, Poole J, Wainwright L, Stones DK, Johnston WT, Newton R. Infection with human immunodeficiency virus-1 (HIV) among children with cancer in South Africa. **Pediatric Blood & Cancer**; 2011, 56: 77-79.
 76. Thee S, **Seddon JA**, **Donald PR**, Seifart HI, Werely CJ, **Hesseling AC**, Rosenkranz B, Roll S, Magdorf K, Schaaf HS. Pharmacokinetics of Isoniazid, Rifampin, and Pyrazinamide in children younger than two years of age with tuberculosis: Evidence for implementation of revised World Health Organization recommendations. **Antimicrobial Agents and Chemotherapy**; 2011, 55(12): 5560-5567.
 77. Thee S, Seifart HI, Rosenkranz B, **Hesseling AC**, Magdorf K, **Donald PR**, **Schaaf HS**. Pharmacokinetics of ethionamide in children. *Antimicrobial Agents and Chemotherapy*; 2011, 55(10): 4594-4600.
 78. Thee S, Zöllner EW, Willemse M, **Hesseling AC**, Magdorf K, **Schaaf HS**. Abnormal thyroid function tests in children on ethionamide treatment. **International Journal of Tuberculosis and Lung Disease**; 2011, 15(9): 1191-1193.
 79. Van Elsland SL, **Springer P**, Steenhuis IHM, **Van Toorn R**, **Schoeman JF**, Van Furth AM. Tuberculous Meningitis: Barriers to Adherence in Home Treatment of Children and Caretaker Perceptions. **Journal of Tropical Pediatrics**; 2011, 1-5.
 80. Van Ingen J, Aarnoutse RE, **Donald PR**, Diacon AH, Dawson R, Plemper Van Balen G, Gillespie Sh, Boeree MJ. Why do we use 600mg of Rifampicin in tuberculosis treatment? **Clinical Infectious Diseases**; 2011, 52(9): e194-e199.
 81. **Van Toorn R**, **Janse Van Rensburg P**, **Solomons R**, Ndondo AP, **Schoeman JF**. Hemiconvulsion-hemiplegia-epilepsy syndrome in South African children: Insights from a retrospective case series. **European Journal of Paediatric Neurology**; 2011, 1-7.
 82. Van Wyk AC, **Marais BJ**, Warren RM, **Van Wyk SS**, Wright CA. The use of light-emitting diode fluorescence to diagnose mycobacterial lymphadenitis in fine-needle aspirates from children. **International Journal of Tuberculosis and Lung Disease**; 2011, 15(1): 56-60.
 83. **Van Wyk SS**, Enarson DA, **Beyers N**, Lombard CJ, **Hesseling AC**. Consulting private health care providers aggravates treatment delay in urban South African tuberculosis patients. **International Journal of Tuberculosis and Lung Disease**; 2011, 15(8): 1069-1076.
 84. **Van Wyk SS**, Reid AJ, **Mandalakas AM**, Enarson DA, **Beyers N**, **Morrison J**, **Hesseling AC**. Operational challenges in managing Isoniazid Preventive Therapy in child contacts: A high-burden setting perspective. **BMC Public Health**; 2011, 11: 544-549.
 85. Van Zyl GU, **Rabie H**, Nuttal J, **Cotton MF**. It is time to consider third-line options in antiretroviral-experienced paediatric patients? **BMC Medicine**; 2011, 14: 55-62.
 86. Walker KG, Brink A, **Lawrenson J**, Mathiassen W, Wilmshurst JM. Treatment of Sydeham Chorea with intravenous immunoglobulin. **Journal of Child Neurology**; 2011.
 87. Walker KG, Cooper M, McCabe K, Hughes J, Mathiassen W, **Lawrenson J**, Wilmshurst JM. Markers of susceptibility to acute rheumatic fever: the B-cell antigen D8/17 is not robust as a marker in South Africa. **Cardiology in the Young**; 2011, 21(3): 328-333.
 88. Wilson N, Chadha S, **Beyers N**, **Claassen M**, **Naidoo P**. Helping the poor access innovation in tuberculosis control: using evidence from implementation research. **International Journal of Tuberculosis and Lung Disease**; 2011, 15(7): 853.
 89. **Wiseman CA**, **Schaaf HS**, **Cotton MF**, **Gie RP**, Jennings T, Whitelaw A, Roux P, Hesseling AC. Bacteriologically confirmed tuberculosis in HIV-

infected infants: disease spectrum and survival. International Journal of Tuberculosis and Lung Disease; 2011, 15(6): 770-775.

90. Zeegers I, **Rabie H**, Swanevelder S, **Edson C**, **Cotton MF**, **Van Toorn R**. Attention Deficit Hyperactivity and Oppositional Defiance Disorder in HIV-Infected South African Children. *Journal of Tropical Pediatrics*; 2010, 56(2): 97.
91. **Zöllner EW**, Delpont S. Ambulatory care of paediatric and adolescent diabetic patients in the Western Cape. *South African Medical Journal*; 2011, 101(4): 210.
92. **Zöllner EW**, Lombard CJ, Galal I, Hough FS, Irusen E, Weinberg E. Hypothalamic-pituitary-adrenal axis suppression in asthmatic children on inhaled and nasal corticosteroids - more common than expected? *Journal of Pediatric Endocrinology & Metabolism*; 2011; 24(7-8): 529-534.
93. **Zöllner EW**, Lombard CJ, Galal U, Hough FS, Irusen E, Weinberg E. Hypothalamic-pituitary-adrenal axis suppression in asthmatic children on inhaled and nasal corticosteroids: is the early-morning serum adrenocorticotrophic hormone (ACTH) a useful screening test? *Pediatric Allergy and Immunology*; 2011, 22: 614-620.

ii. Jenali ezipapashiweyo (ezingaxhaswanga ngemali)

1. Diacon AH, Maritz JS, **Donald PR**. Early bactericidal activity of antituberculosis agents. *Progress in Respiratory Research* 2011; **40** : 213-219.
2. **Donald PR**. Antituberculosis drug-induced hepatotoxicity in children. *Pediatric Reports* 2011; **3**(e16): 51-64.
3. **Du Preez K**, **Schaaf HS**, **Dunbar R**, Swartz A, Bissell K, Enarson DA, Hesselning AC. Incomplete registration and reporting of culture-confirmed childhood tuberculosis diagnosed in hospital. *Public Health Action* 2011; 1(1): 19-24.
4. Hainline C, Taliep R, Sorour G, Nachman S, **Rabie H**, **Dobbels E**, **Janse Van Rensburg A**, Cornell M, Violaro A, Madhi Sa, Cotton MF. Early Antiretroviral Therapy reduces the incidence of Otorrhea in a randomized study of early and deferred antiretroviral therapy: Evidence from the Children with HIV Early Antiretroviral Therapy (CHER) Study. *BMC Research Notes*; 2011, 4: 448-451.
5. Irving B, **Goussard PL**, **Gie RP**, Todd-Pokropek A, Taylor P. Identification of Paediatric Tuberculosis from Airway Shape Features. *Medical Image Computing and Computer-Assisted Intervention*; 2011, 14(3): 133-140.
6. Irving B, **Goussard P**, **Gie RP**, Todd-Pokropek A, Taylor P. Segmentation of obstructed airway branches in CT using airway topology and statistical shape analysis. *Biomedical Imaging*; 2011, 447-451.
7. **Marais BJ**, **Schaaf HS**, **Donald PR**. Management of Tuberculosis in Children and New Treatment Options. *Infectious Disorders - Drug Targets*; 2011, 11: 144-156.
8. **Marais BJ**. Childhood tuberculosis: epidemiology and natural history of disease. *Indian Journal of Pediatrics*; 2011, 78(3): 321-327.
9. Müller B, **Schaaf HS**, Gey Van Pittius NC, **Donald PR**, Victor TC, Van Helden PD, Warren RM. Current standard drug regimens facilitate the evolution of extensively drug-resistant tuberculosis: Recommendations for improvements. *MRC Policy Brief*; 2011.
10. Murray JR, **Stefan C**. Cost and indications of blood transfusions in Pediatric Oncology in an African Hospital. *The Open Hematology Journal*; 2011, 5: 10-13.
11. Scheepers S, Andronikou S, Mapukata A, **Donald P**. Abdominal lymphadenopathy in children with tuberculosis presenting with respiratory symptoms. *Ultrasound*; 2011, 19: 134-139.
12. **Slogrove A**, **Rabie H**, **Cotton MF**. Paediatric antiretroviral drug targets. *Infectious Disorder Drug Targets*; 2011, 11(2): 115-123.
13. Teasdale C, **Marais BJ**, **Abrams E**. HIV: prevention of mother-to-child transmission. *Clinical Evidence*; 2011, 1: 909-941.

Amaphepha ayinxenye yenkqubo – Awezizwe ngezizwe

1. **Kruger M**, Reynders D, Omar F, Schoeman J, Wedi O. Improvement of Retinoblastoma Outcome through Public Health Care Interventions. *Pediatric Blood & Cancer*; 2011, 57(5): 788.
2. **Kruger M**, Tchintseme F, Ngum E, Kimbi C, Tambe J, **Hesselning PB**. A Survey of Destitution in Children treated for Burkitt Lymphoma in Rural Cameroon. *Pediatric Blood & Cancer*; 2011, 57(5): 724.
3. Chotun BN, Andersson MI, **Cotton MF**, Preiser W. A cross-sectional study of the prevalence of Hepatitis B virus infection in HIV-exposed infants at Tygerberg Hospital, Cape Town. *Virology Africa* 2011, V&A Waterfront, Cape Town, South Africa, 2011: 1.
4. **Innes S**, Eager R, **Edson C**, **Rabie H**, Hough S, Haubrich R, **Cotton MF**, Browne S. Prevalence,

DEXA differences and risk factors for lipoatrophy among pre-pubertal African children on HAART. Third International Workshop on HIV Paediatrics, Rome, Italy, 2011: 36.

Amaphepha ayinxenye yenkqubo – Awesizwe

1. Pitcher R, Beningfield S, Lombard C, **Goussard P**, **Cotton M**, Zar HJ. *Baseline chest radiographic findings in a cohort of HIV-infected South African children*. Abstract 203. 55 Annual Academic Day, Faculty of Health Sciences, Tygerberg, South Africa, University of Stellenbosch 2011: 163-164.
2. **Van Wyk L**, **Smith J**, Du Plessis AM, Maritz JS, Scheepers S. *Neonatal rib width correlation with gestational age and growth status: interim analysis*. Abstract 94, 55th Annual Academic Day, Faculty of Health Sciences, Tygerberg, South Africa, University of Stellenbosch, 2011: 103.

Iincwadi

1. Bolliger CT, **Donald PR**, Van Helden PD. 2011. *Antituberculosis Chemotherapy*. Basel, Switzerland: Karger. 252 pp.
2. **Donald PR**, Van Helden PD. 2011. *Progress in Respiratory Research: Antituberculosis Chemotherapy*. Basel, Switzerland: Karger. 252 pp.

Izahluko zeencwadi

1. Diacon AH, Maritz JS, **Donald PR**. 2011. "Early Bactericidal Activity of Antituberculosis Agents". In *Progress in Respiratory Research: Antituberculosis Chemotherapy*. Basel, Switzerland: Karger. Pp. 213-219.
2. Donald PR, Schaaf HS. 2011. "Isoniazid pharmacokinetics and efficacy in adults and children". In *Progress in Respiratory Research: Antituberculosis Chemotherapy*. Basel, Switzerland: Karger. Pp. 25-31.
3. **Kling S**, **Kruger M**. 2011. "Paediatric Ethics". In *Medical Ethics*. Pretoria: Van Schaik. Pp. 183-202.
4. **Marais BJ**. 2011. *What do we know about how to treat tuberculosis?* In *Advances in Experimental Medicine and Biology: Hot Topics in Infection and Immunity in Children VIII*. Curtis N, Finn A, Pollard AJ (Eds.) New York: Springer. Pp. 171-184.
5. Mcneeley DF, Raof A, Lin J, **Marais BJ**. 2011. "The Evaluation of New Antituberculosis Drugs in Children. In *Progress in Respiratory Research: Antituberculosis Chemotherapy*, Karger: Basel, Switzerland. Pp. 235-242.
6. Moodley K, Moosa MR, **Kling S**. 2011. Justice. In *Medical Ethics, Law and Human Rights*. Pretoria: Van Schaik. Pp. 73-84.

7. **Schaaf HS**, **Seddon JA**. 2011. "Second-line antituberculosis drugs: Current knowledge, Recent Research Findings and Controversies". In *Progress in Respiratory Research: Antituberculosis Chemotherapy*. Basel, Switzerland: Karger. Pp. 81-95.
8. **Stefan C**. "Informing curriculum development in health sciences - A Delphi method inquiry". In *Curriculum Inquiry in South African Higher Education - Some scholarly affirmations and challenges*, Stellenbosch: SUNMeDIA. Pp. 303-314

Inkomfa: Abathathe inxaxheba & Abebekhona

Abezizwe ngezizwe

- uProf Mariana Kruger:
 - Yeyama-43 iSIOP Congress of the International Society yePaediatric Oncology (SIOP): ngo-Oktobha ukusuka ngowama-23-31, 2011, e-Auckland, eNew Zealand
 - I-Oral presentation: Uphando lwentswelo ebantwaneni abanyangelwa iBurkitt's lymphoma kwiindawo ezisemaphandleni eCameroon
 - iPoster presentation: Ukuphuculwa kweziphumo zeRetinoblastoma oko kusenziwa ngokusebenzisa iPublic Health Care Interventions
 - Uluntu lwaseMorocco oluxoxa ngeHaematology nePaediatric Oncology oluba neentlanganiso aqho ngonyaka: iMarrakech, Morocco zibe nale ntlanganiso ngowe-2-5 kuMatshi 2011.
 - Izithethi ezimenyiweyo: Umbono olungiselelwe abantwana abanomhlaza e-Africa.
- uProf Cristina Stefan, ekunye noProf M Kruger, naba-Gqr A Dippenaar no-R Uys:
 - baququzelele iwekhshopu yesi-3rd yePaediatric Haematology/Oncology ngowe-12 nowe-13 kuMeyi 2011
- uGqr Sharon Kling
 - Umeme isithethi: senkomfa ye-ALLSA ngo-Oktobha 2011
- uProf Johan Smith:
 - Uzimase: iNkomfa yeSurfactant, e-Istanbul, ngowama-23 kuMeyi, 2011
- uGqr Heather Finlayson:
 - Ukufa kwabantwana abangeniswe kwisibhedlele iTygerberg yiMasisi ngo-

2010 uqhambuko, 7th iNkomfa yoMhlaba wonke yoluntu loMhlaba wonke lwe-Infectious Diseases eMelbourne, e-Australia, ngoNovemba ngowe-15-19 ngo-2011

- uGqr Christelle du Buisson
 - uthathe inxaxheba kwintlanganiso ifirst African International Children's Continence Society.
- uProf Gert Kirsten
 - uzimase intlanganiso yama-52 eba qho ngonyaka yeLuntu lwase-European elungiselelwe uphando ngabantwana, e-ESPR, eNewcastle, eK, ngoOktobha ngowe-14-17 ku-2011.
- uGqr ED Nel
 - Inkqubela yakutsha nje kwiGrowth research: Nutritional, Molecular and Endocrine Perspectives. 71st Nestle Nutrition Institute Workshop, Vienna, e-Austria 23-26 Oktobha
 - I-ESPGHAN Conference abayizimasileyo kunye nekhusi yabo benza isidanga sesibini, e-Italy: 25-30 May 2011
- uGqr Gugu Kali
 - Uzimase: iNeonatal Update Imperial College, London (ngoNov 2011)
- uProf HS Schaaf & uProf Anneke Hesseling kunye nooProf RP Gie, N Beyers, ooGqr H Rabie, L Walters, K du Preez, P Goussard, ED Nel, A Bekker, R van Toorn noJ Seddon:
 - uququqzelele inkomfa yesi-5 i-International Child TB Training Conference ngowama-28 Novemba-2 Desemba 2011
- uProf HS Schaaf:
 - Isithethi seNkomfa. Unyango lwesifo sephepha: iinkcazelo ezintsha nengxaki yokungakwazi ukunyanga umonakalo weziyobisi mzimbeni. Isemina ye-14 emalunga nezifo ezosulelayo zabantwana. eThessaloniki, naseGreece, ngowe-12 kuFebruwari 2011.
 - Unyango olulula nolucacileyo lwesifo sephepha ebantwaneni (iWekshophu). Inkomfa yama-42 ye-Union World Lung Health, ngowama-26-30 ku-Oktobha 2011, eLille, eFrance.
 - Ukunyangwa nokulawulwa kweMDR/XDR-TB ebantwaneni. (ikhosi yabasele benesidanga). Inkomfa yama-42 ye-Union World Lung Health, ngowama-26-30 ku-Oktobha 2011, eLille, eFrance.

- Fourth serial 2-year tuberculosis drug resistance survey in children, Western Cape, South Africa. Inkomfa yama-42nd ye-Union World Lung Health, ngowama-26-30 Oktobha 2011, eLille, eFrance.

Esizweni

- uProf Mariana Kruger:
 - Inkomfa yama-25 yeSouth African Children's Cancer Study Group Meeting, e-Irene Country Lodge, Centurion, ePretoria, ngowama-2-4 Septemba 2011
 - Isithethi esimenyiweyo: kwi-Improvement of retinoblastoma outcome through public health care interventions and National retinoblastoma protocol
 - iHREC Uqeqesho lwelungu elitsha: Uphicotho lweengxaki zonyango, oko kwenziwa eStellenbosch University Faculty of Health Sciences, ngowe-12 Meyi 2011
 - Isithethi esimenyiweyo: Uvavanyo lweemeko ezinobungozi
 - iMSD GP University Programme, Arabella, Hermanus, 26 & 27 March 2011
 - Isithethi esimenyiweyo: Professionalism
- uProf Gert Kirsten:
 - Prezente
 - I-Evidence-based Neonatology. Kwidyunivesithi yase Pitoli, ePitoli, ngoMatshi 2011
 - Ukukhula kwentloko njengophawu lokondleka kosana kubo bonke abantwana abazelwe benobunzima obungaphantsi kobesiqhelo. Inkomfa yama-30 emalunga neePriorities in Perinatal Care in Southern Africa, The Ranch, Limpopo, Matshi 2011
 - Isemina yeNeonatology, eGeorge. ngoNov 2011. Kwenziwa iindlela ezifanelekileyo zokuncancisa iibeeliintsana ezizelwe zinobunzima obungaphantsi kobesiqhelo? Nokuchaza izinto eziza kwenzeka ukuze kusinde iintsana ezizelwe zinobunzima obungaphantsi kobesiqhelo.
- uProf Johan Smith:
 - linkomfa eziza kubakho:
 - eyeNeonatal Update, ngowama-30 kuMatshi-nowo-1 ku-Epreli 2011

- IPOKRATES Clinical Seminar: 28-30 Oktobha 2011
- IiWekhshopu ezibanjiweyo:
 - Iiwekhshopu ezijikelezayo
 - A) ngoJuni 8-10, 2011
 - B) ngoNovemba 16-18, 2011
- uGqr Gugu Kali
 - Abebekhona kwi-ALLSA/Inkomfa iPMG (ngo-Okt 2011)

Ekuhlaleni/Engingqini

- uProf Mariana Kruger:
 - uvavanyo lukanomathotholo/nomabonakude:
 - iRadiobestuur: Imeme isithethi – esithetha ngokunyangwa kwesifo somhlaza ebantwaneni, ngowama-29 kaJuni 2011
 - i-eTV: Imeme isithethi esimenyiweyo – iCANSa/paediatric oncology, ngowama-23 kuJuni 2011
 - iRadio Tygerberg: Imeme isithethi – Ingxoxo imalunga nesifo somhlaza ebantwaneni, ngomhla we-11 Februwari 2011
 - iSAFM: Imeme isithethi – Ingxoxo imalunga nesifo somhlaza ebantwaneni, ngowe-7 kuFebruwari 2011
 - iVoice of the Cape: Imeme isithethi – Ingxoxo imalunga nesifo somhlaza ebantwaneni ngoncedo lweWorld Cancer Day, ngomhla we-4 kuFebruwari 2011
- uProf Gert Kirsten:
 - uPrezente:
 - iMilk banking nebreastfeeding kwisibhedlele iTygerberg. Iwekhshopu izinto ezinxulumene nobisi: Breastfeeding neDonor Milk esibhedlele sokubelekisa iMowbray, ngoMatshi 2011
 - isibhedlele sabantwana iTygerberg: iNeonatal Update 2011, eStellenbosch, 30 Matshi ukuya-1 Eprili 2011. Ingaba iindlela ezisetyenziswayo zokuncancisa ibele kusenzelwa iintsana ezinobunzima obungaphantsi kobesiqhelo zifanelekile? Nomatshini i-nCPAP ne-InSurEkubantwana abazelwe bengaphantsi kobunzima besiqhelo nobungozi bukunwenwa ngokusulelwa yiHIV kumacandelo eKMC.
 - Ukuphefumliswa ngombhobho othi ufakwe empumlweni, uyakhawulezisa,
- I-nCPAP umatshini wokuphefumlisa. iPaediatric Management Group Weekend Seminar: kwi-Advancing Paediatrics. e-Arabella Western Cape Hotel, ngoMeyi 2011
- Umatshini wokuphefumlisa ongena empumlweni abo ubunzima babo bungaphantsi kobesiqhelo. iHFOV workshop, kwiCandelo labantwana nempilo yabo, kwiFakhalti yenzululwazi ngeZempilo, ngoJuni 2011
- Izinto ezikukutya ezifunwa ngumntwana onobunzima obungaphantsi kobesiqhelo. Iwekhshopu yeSouth African Kangaroo Mother Care Foundation, eKapa, ngoNovemba 2011
- Umatshini wokuphefumlisa ongena empumlweni abo ubunzima babo bungaphantsi kobesiqhelo. iHFOV workshop, kwiCandelo labantwana nempilo yabo, kwiFakhalti yenzululwazi ngeZempilo, ngoNovemba 2011
- Ukuncancisa ibele yeyona nto ilungele iintsana ezizelwe phambi kwexesha-okanye ingaba kunjalo? Usuku lwabantwana iPaediatric Day lwe-Academic Excellence: Ukusebenza kweengqondo sikukhathalele kakhulu. eStellenbosch University medical campus, ngoNovemba 2011
- iPanorama Medi-Clinic ineSemina yeNeonatology, eKapa, ngoDesemba 2011. I-Oxygen therapy kwabo bantwana bazelwe benobunzima obungaphantsi kowesiqhelo nabeNEC: yintoni entsha?
- uProf M Kruger & Prof Johan Smith
 - uququzelele usuku lwabantwana iPaediatric Day ye-Academic Excellence: Brains matter to US, Faculty of Health Sciences, ngowama-25 kuNovemba 2011. Imeme izithethi ezivela kwiCandelo: uProf Mariana Kruger, noProf Johan Smith, noGqr Lizelle van Wyk, noGqr Gugu Kali, noProf Gert Kirsten, noGqr John Lawrenson, noGqr Sharon Kling, noGqr Christelle du Buisson kunye noGqr Ronald van Toorn
- uGqr Gugu Kali:
 - iPrezentwe eStellenbosch Neonatal Update (ngoMatshi 2011)
- uGqr ED Nel

- iPaediatric Reflux. SAGES GP Uptdate, CICC, eCape Town. 16 ka-Epreli 2011.
- iPaediatric Reflux. CPC/Qualicare Open Day. iSanlam Head Office. 23 Julayi 2011.
- iPaediatric Reflux. Clicks Pharmacy Update, CICC, eCape Town, 11 Agasti 2011.

Ezona zinto zibe yimpumelelo nezibalulekileyo

- uProf Mariana Kruger:
 - Ufumene inxaso mali eyi(€49 236) evela e-EDCTP elungiselelwe iprojekthi yeKomiti yamaZantsi e-Afrika yemithetho yophando eyakuqala ngoJanyuwari ukuya kutsho ngoDisemba 2011 (REC) Chairpersons and the Development of a Review Textbook for African REC members (SAREN Southern African Research Ethics Network)
 - Kunye noProf PB Hesseling: weCameroon Twinning Project. World Child Cancer, Beryl Thyer Memorial Africa Trust neStellenbosch University - £160 923
 - Isibonelelo sePharmHuman Foundation esiyi-€4 200 – amayeza angenasiqinisekiso okanye angenazilebheli asetyenziswa ebantwaneni – uphando
- uProf Cristina Stefan:
 - isibonelelo seCANSA seprojekthi yakhe i"HIV kunye nezinye izifo ezosulelayo kubantwana baseMzantsi Afrika abanomhlaza"
 - Umhlali ngaphambili owonyuliweyo ukuze amele ipaediatric oncology e-Africa: AORTIC
 - I-UICC fellowship (cancer distribution in Africa)
 - Ilungu leFakhalti ye-IARC epidemiology summer course
 - Ilungu leGTF-CCC leqela elizakwenza umsebenzi
 - Indwendwe ezimenyiweyo kwiNational Cancer Institute (iCancer e-Africa)
- Gqr Ronald van Toorn – Isibonelelo Harry Crossley Foundation
- uProf Peter Hesseling – SA Cancer Association iwonge uProf Hesseling ngeGA Oettle Medal ngenkxaso yakhe kunyango lwesifo somhlaza ebantwaneni. UnguProf wokuqala we paediatric oncologist ukuwongwa ngale medali.
- uGqr Angela Dramowski – FIDSSA Fellowship award (R100 000) yezifundo zakhe ezimalunga ne-non-vertical HIV transmission in children

- uGqr Regan Solomons – R100 000 Vrije University NRF Desmond Tutu Doctoral Scholarship
- uGqr Liz Walters – Ibhassari yeNovartis elungiselelwe iMScClin Epi; R40 000 ngaphaya kweminyaka emibini
- uGqr Mareli Claassens:
 - Dr Mareli Claassens:
 - Ibhassari yeFakhalti
 - Ufumene iSACORE MSc Scholarship
- uGqr Steve Innes: Fogarty International Clinical Research Fellowship: study – Screening tool to detect lipodystrophy among HIV-infected African children on HAART – May 2011
- uGqr Etienne Nel – Collaboration with ESPGHAN for future projects: Paediatrics gastroenterology training course; ESPGHAN sponsorship for paediatric gastroenterology trainee; invited to Nestle Nutrition Institute Meeting
- uGqr Adrie Bekker – Thrasher Research Grant (Pharmacokinetics of INH in LBW babies in SA); Harry Crossley Foundation grant
- Shahra Sattar: JHU Summer School (SATBAT Fogarty programme)
- uGqr Cath Wiseman: MPH UCT (SATBAT Fogarty programme)
- uGqr Karen du Preez: Master's in Public Health Management: LSHTM (SATBAT Fogarty programme)
- UProf Anneke Hesseling wafumana inxaso-mali (\$21560,00) ukusuka kwi-CRDF ukusuka kumhla 1 kuJanyuwari de yangumhla wama-31 kuDisemba 2011 exhaswa kwiprojekthi: Ukwenza umlinganiselo kwindlela osebenza ngawo umgaqo-nkqubo ndawonye nokuwusebenzisa kubantwana abasuleleke yi-TB-HIV kwimeko yomthwalo omkhulu: uhlaluty o luncendleko ezifanelekileyo

AMAZIKO

Icandelo Lonyango Eliphanda Ngezifo Zabantwana Ezisulelayo (Kid-Cru) – Nguprof Mf Cotton

Icandelo lonyango eliphanda ngezifo zabantwana ezisulelayo (KID-CRU) lasekwa ngo-2002, lisenzelwa kuphela ukujonga neendlela zonyango ezifunekayo. Ezona zinto kujoliswe kuzo yiHIV nesifo sephepha. Icandelo limanyene ngokumandla. IKID-CRU imelene ngqo nekliniki yoSapho yeHIV (FCH), eyikliniki yesibini eyi yeyona indala e-Afrika (ngokolwazi lwethu). I-FCH inikezela ngeepilisi ii-ARV kubantwana nabantu abadala.

Izigulane ezifundayo

IZIFUNDO ZEKID-CRU	BEBONKE ABABHALISILE	BEBONKE ABAFUNDAYO
P1060	89	71
P1066	2	2
P1070	5	5
P1073	28	26
Promise	58	54
BMS	27	22
GSK	30	14
Lipo	234	225
Cher	329	179

Abasebenzi

ISIKHUNDLA	INANI LABO
Umphathi oyiNtloko	1
Umanejala wecandelo	1
Oomabhalana	3
Abasebenzi abenza konke	2
Abacebisi	11
Oomabhalana abenza iinkcukacha	3
Oomanejala beenkcukacha ezibhaliweyo	1
Abaqhubi	3
Abancedisi baseLebhu	2
Amagosa onyango	7
Oosokhemisti	4
Oomanejala beeprojekthi	3
Abongikazi ababhalisileyo	7
Oonontlalo ntle	1
OoStaff Nesi	8
Abaququzeleli bezifundo	1
Bebonke	58

linkongolo zezizwe ngezizwe, iiWekhshopu, lintlanganiso

uProf M Cotton – weTuberculosis Trials Consortium (TBTC) meeting, Denver, USA, 13-14 Meyi 2011, ilungu lekomiti

uProf M Cotton – we-International Maternal Pediatric Adolescent AIDS Clinical Trials Group (IMPAACT) Group meeting, Washington DC, USA, 7-10 Juni 2011: ilungu lekomiti

Prof M Cotton – Workshop on TB and HIV Diagnostics in Adult and Pediatric Populations, Silver Spring, USA, 28-30 Juni 2011, abathathi nxaxheba abamenyiweyo

Prof M Cotton – 3rd International Workshop kwiHIV paediatrics, Rome, e-Italy, 15-16 kuJulayi 2011, ilungu lekomiti eliququzelayo

Umvi wangaphandle: Ulwandle lwentetho ngeemeko zonyango – iimeko ezinzima kuzinyango nokuzilawula kubantwana abaneHIV

Izicatshulwa, Ukunika inkcazo efundwayo

E Walters, K Reicchmuth, H Rabie, M Cotton, A Dramowski, BJ Marais – Iziphumo zophando ngezifo ezisulelayo ebantwaneni baseMzantsi Afrika abanyangwa izifo zozibini iHIV neTB

Izicatshulwa, ulwandlelano-inkcazo efundwayo

S Innes, R Eagar, C Edson, H Rabie, s Hough, R Haubrich, MF Cotton, S Browne – Prevalence, DEXA differences and risk factors for lipoatrophy among pre-pubertal African children on HAART

AL Slogrove, H Rabie, MF Cotton – Non-vertical transmission of HIV in children: more evidence from the Western Cape, South Africa

S Innes, E Lazarus, K Otwombe, A Liberty, R Germanus, A Janse van Rensburg, M Cotton, A Violari – Significant CD4 depletion and advanced HIV disease in infants initiating HAART before 3 months of age

AL Slogrove, T Kollmann, MF Cotton, S Williams, J Bettinger, D Speert, M Esser – HIV exposed uninfected (HEU) infants: evidence of severe infectious morbidity of South Africa

H Hassan, H Rabie, MF Cotton – The clinical manifestations and outcomes of HIV infected children with Cryptococcus neoformans at Tygerberg Children's Hospital

N O'Connell, H rabie, A Dramowski, J Lawrenson, M Cotton – Cytomegalovirus myocarditis presenting as immune reconstitution inflammatory syndrome in an HIV-1-infected child

Prof M Cotton – International AIDS Conference, Rome, Italy, 17-20 July 2011, ilungu lekomiti eliququzelayo

Prof M Cotton – 4th Federation of Infectious Diseases Societies of Southern Africa (FIDSSA) Congress, Durban, 8-11 September 2011, iscientific committee member, invited faculty

Prof M Cotton – International Maternal Pediatric Adolescent AIDS Clinical Trials Group (IMPAACT) Leadership Retreat, Washington DC, USA, 6-9 November 2011, ilungu lekomiti

Prof M Cotton – 7TH World Congress of the World Society for Pediatric Infectious Diseases (WSPID), 16-19 November 2011, Melbourne, Australia, ilungu eliququzelelayo

Isicatshulwa singaphononongwa kwi-<http://www.sajcn.co.za/index.php/SAJCN>.

Prof M Cotton – Fourth Annual Paediatric Global Health symposium, 16 September 2011, Philadelphia, USA – Talk: Prevention and early detection in children: perspectives from the Western Cape, South Africa

Prof M Cotton – 42nd Union World Conference on Lung Health, Lille, France, 26-30 October 2011:

- Wenze intetha malunga nengozi yeTB kubantwana abasemngciphekweni weHIV-exposed abantwana abangenayo iHIV (bezalwa ngomama abane-HIV) wabonisa ubungqina ukwanda kobungozi bokuba nezifo ezininzi. Iziganeko zeTB ziphinda-phindwe kathathu ukuphakama kunabantwana abangaphantsi kweminyaka emibini ubudala.
- Ubonise iposta enabantu abatshayayo abatshayela ngaphandle kwendawo zokungena kwa-1 nakwa-2 kwesibhedlele iTygerberg. Abaninzi babo bayabazi ubungozi becuba bangakuthakazelela ukuncediswa ukuyeka ukutshaya.

lintlanganiso zesizwe & nezasekuhlaleni

uProf M Cotton – Unyango, unonophelo & nenkxaso – member of technical task team, 9 March 2011, Pretoria

uProf M Cotton – meeting chairperson, Antiretroviral Drug Dosing in Children & Adolescents, Johannesburg, 2 December 2011

Izifundo/Ulwandlalo lwentetha/liSeminazi

Prof M Cotton – Stellenbosch Forum Lecture, ngowe-17 kuMatshi 2011, eJS Gericke Library Auditorium, Stellenbosch – presented seminar: Preventing and treating HIV in children

Prof M Cotton – NIAID Grants Policy and Management Training workshop, Cape Town, 28 March 2011 – The Challenges of conducting research while complying with USA grant funding requirements

Prof M Cotton – US/MRC Centre for Molecular and Cellular Biology, 25 July 2011, HIV and research update.

Iimbasa

uGqr Steve Innes:

Fogarty International Clinical Research Fellowship: Uphando – Isixhobo sokujonga nokwahlula ilipoatrophy kubantwana abantsundu abachatshazelwe yiHIV ingakumbi abo beHAART – ngoMeyi 2011

IQela lophando leLipoatrophy/stavudine

Uphando lweStavudine pharmacokinetic lupapashiwe kwi-Antiviral Therapy Journal.

Uphando lwelipoatrophy lungeniwe ukuze lupapashwe kwi-Antiviral Therapy Journal.

Utyelelo olwenziwayo ngonyaka olulandelela ilipoatrophy cohort luyeza (luya kugqitywa ngoMeyi 2012)

Isixhobo sokujonga esyiLipoatrophy siphicothiwe kwaze kwenziwa incwadana yashicilelwa.

Uqeqesho/nokufundisa

G: \Abasebenzi\iPaediat\iKIDCRU\Uqeqesho\lthala

Ukufundisa okwenziwa qho ngeveki neprizentshini zenziwa kwizinto ezinxulumene nomsebenzi. Izithethi zembeko zimenyiwe noGqr A Riddick bayaliqhuba eli nyathelo. Jonga

G: \Abasebenzi \iPaediat\iKIDCRU\Uqeqesho\lthala

Ezibalulekileyo

- uProf M Cotton – kwiRadio 786, isihloko senkqubo: Ukusulelwa kosana ngunina lusulelwa nge-HIV nezinye izinto ezinxulumene noko, kusasazwe ngowama-21 kuMatshi 2011
- uProf M Cotton – Radio Tygerberg, ukukhuselwa kokusulelwa kweentsana ngoonina neemeko ezinxulumene noko, isazazwe ngowama-21 kuMartshi 2011, ufumene inkxaso engumangaliso kwizikhululo zozibini zonomathotholo.
- uProf M Cotton – Wenziwe udliwanondlebe nguGqr Michael Mol ku-SABC3, ngomhla wama-26 kuJulayi 2011, njengengcali nelungu le-SA HIV Clinicians Society – ukukhuselwa kokusulelwa kweentsana ngoonina ngeHIV

- uProf M Cotton – weCongress of Retroviruses ne-Opportunistic Infections, ngowe-5-8 kuMatshi 2012, eSeattle, e-USA – unika iinkcukacha zokugqibela zeCHER trial.
- uProf M Cotton – Iwekhshopu ye-4 yeHIV Paediatric, nge-20-21 July 2012, eWashington DC, co-chairing workshop and participating in debate on the relevance of INH prevention
- uProf M Cotton – inkomfa ye-19 ye-International AIDS, ngowama-22-27 kuJulayi 2012, eWashington DC, uza kuthatha inxaxheba kwiiwekhshopu zokusetyenziswa kwee-ARV ngabantwana

Inkqubo Isouth2south Elungiselelwe Unonophelo Nonyango Lwehiv Kwiintsapho –

nguGqr K van der Walt

Ngo-2011, iSouth2South iqeqeshe abasebenzi bezempilo abali-1 346 yaze yaba nabacebisa abasebenzi bezempilo kwicandelo elijongene nabantwana abatya iipilisi nabakhokele abasebenzi abangama-386 becandelo labantwana abakunyango lweHIV, PMTCT, and psychosocial support. During 2011, South2South distributed 4 174 toolkits and training resources. South2South inikezele ngoncedo lwetekhnoloji kwiSebe leSizwe leZempilo kwiikomiti ezininzi ezisebenzayo, kuquka eyeHIV ebantwaneni, eyePMTCT, eyokuncancisa ibele, neyokuphuculwa kwezinga.

ISouth2South ikakhulu iqwalasela kuphuculo lwezakhiwo neendlela zokomeleza iinkqubo zempilo ngoqeqesho nezixhobo zoqeqesho, ukunika inkxaso, izinga lophuculo, noncedo lwetekhnoloji kwiSebe leZempilo eMzantsi Afrika.

IZITHUBA (ISIGXINA)	INANI	EZINABANTU
abamphathi abaziNtloko	2	2
Amasekela abaphathi abaziNtloko	2	1
Oogqhirha	5	4
Abongikazi	5	4
liPsychologists	1	1
Oonontlalo-ntle	3	2
liTherapisti ezifundisa ukusebenza	1	0
Oomabhalana	5	5

IZITHUBA (AMAKHESELA – ZINGAPHI IYURE NGEVEKI)		
	INANI	EZINABANTU
Oosozidlo	1 (liyure ezi-5 ngeveki)	1

linkqubo eziluncedo ekuhlaleni /linkonzo za-sekuhlaleni nongenelelo

ISouth2South inikezela uqeqesho kubasebenzi bezempilo ngezikhosi zilandelayo:

Ikhosi ekwisibhedlele iTygerberg ejongene neHIV ebantwaneni (yikhosi yeveki enye)

Indima yeQela lokubuyisela esiqhelweni ekuboneni nokulawula iHIV ebantwaneni

iPaediatric HIV Toolkit Orientation

iPaediatric NIMART

Ikhosi eyiBasic Paediatric HIV Treatment yoogqhirha

Ikhosi iPMTCT Toolkit Orientation

uqeqesho lonompilo, abantwana, abantwana abafikisayo

ISouth2South inikezela isikhokelo kubasebenzi bezempilo kusetyenziswa iinkqubo zonyango kukwanikezelwa isikhokelo sonyango esikwizinga eliphezulu kwiMoretelele isithilana sePhondo elise Mntla Ntshona.

Amaqumrhu

Esizwe

Isebe lezeMpilo leSizwe

Foundation for Professional Development

Zoe Life

Right to Care

Keth'Impilo

Anova Health Institute

Ezizwe ngezizwe

PEPFAR/USAID

Iziko lokuphucula unonophelo lwezeMpilo

PATA (“Paediatric AIDS Treatment for Africa”)

Association Francois-Xavier Bagnout

Izinto eziphunyeziweyo ezimalunga nophando neziphumo zophando

Clayton, JA (2011, Augustus). “Paediatric Disclosure: Legal and Ethical Implications for Nurses and Healthcare Workers”. HIV Nursing Matters, 2(3), 26–29.

Smit, L (2011, Augustus). “Are Children Small Adults?” HIV Nursing Matters, 2(3), 22–24.

Smit, LD (2011, Augustus). "Nurses, HIV and Paediatrics." HIV Nursing Matters, 2(3), 10–13.

Clayton, JA (2011, Agasti). Paediatric Disclosure: Legal and Ethical Implications for Nurses and Healthcare Workers. HIV Nursing Matters, 2(3), 26–29.

Smit, L (2011, August). Are Children Small Adults? HIV Nursing Matters, 2(3), 22–24.

Smit, LD (2011, August). Nurses, HIV and Paediatrics. HIV Nursing Matters, 2(3), 10–13.

Ukufundiswa nokuqeqeshwa (kwabangekabi nasidanga nabo benza esesibini kunye nabafundi abachongiweyo)

	EZINABANTU
Inani labasebenzi bezempilo abaqeqeshiweyo	1346
Inani labasebenzi bezempilo abaphantsi kweliso labasebenzi abaqeqeshiweyo	386
Inani lezixhobo zoqeqesho ezikhutshiweyo ukuba zisetyenziswe	4174

Izinto ezithe zaphunyezwa kwakunye nezinye izinto ezibalulekileyo ezingabalwanga apha

South2South imele iCandelo leentsana nempilo yabantwana kwiikomiti ezahlukeneyo zeSebe lezempilo leSizwe ezicebisayo: kuquka:

iPMTCT

Ukuphuculwa kwezinga

Izixhobo zokuqokelela iinkcukacha

Ukuchaza imfihlo

Ukuncancisa ibele nokuncancisa ubisi olungumgubo

lintsana ezine-HIV

DESMOND TUTU TB CENTRE (DTTC) –

Prof N Beyers

Desmond Tutu TB Centre isebenzisana kunye nama-candelo edyunivesithi, angala angezantsi:

- Uphando
- Ukufundisa noqeqesho
- linkonzo zasekuhlaleni

Nangona kunjalo, sinezinto ezongeziweyo, ezi zezi

- Ifuthe kumgaqo nkqubo nokusetyenziswa kwawo

Ukuphuhlisa kwakwezakhiwo

1. Zisixhenxe ii-ofisi zabasebenza ngaphandle abenza izifundo zeZAMSTAR (Kuyasa, Delft-South, Wallacedene, Mzamomhle, Nyanga, Kayamandi

neMbekweni) kunikelwe ngayo kwiSebe leZempilo.

2. Isiza se-Ofisi eSite C eKhayelitsha kunikelwe ngaso kwiqela labantwana abaneTB kulungiselelwa izifundo ngesifo sephepha ebantwaneni.
3. Igumbi elitsha lakhiwe kwisibhedlele sesifuba iBrooklyn kulungiselelwa izifundo ngophando lweMDR TB ebantwaneni.
4. Ilebhvu inikezelwe kuProf Paul van Helden.
5. Ii-ofisi ezimbini eziseRavensmead nase-Uitsig ziyalungiswa.
6. Amagumbi azi-ofisi eRavensmead, Uitsig naseSite C alungisiwe ukuze abe ngawabantwana apho kwenziwa khona uphando ngeTB ebantwaneni.
7. Izifundo ze-e-nose ziyaqhubeka kulungiswa nee-ofisi e-Adriaanse nase-Elsies River.
8. Sikwinqubo yokuthumela uluntu kumaziko ovavanyo gazi kumaziko azimeleyo kwakunye neprojekthi iyonke iyakugqitywa ngo-2012.
9. Imoto ezininzi zilungisiwe kwathengwa neemoto ezintsha.
10. Ii-ofisi ezintsha (apho zazihlala khona iisetyhurithi kwicala lokungena eliseNtshona kumgangatho ophantsi) ziyasetyenziswa ngokupheleleyo emva kolibaziseko xa kwakulungiswa.
11. Amalungiselelo okulungiselela inja kaMnu. Dunbar ongaboniyo ayenziwa (kwenziwa igadi, kulinywa nengca).
12. Kulungiswe ikhitshi ukuze isitulo sikaMnu. Dunbar sikwazi ukuhamba siye egadini.
13. Iwebsite (www.sun.ac.za/tb) yiyo esetyenziswayo.

linkqubo eziluncedo ekuhlaleni /linkonzo zasekuhlaleni nezinto ezenziwayo

1. IZAMSTAR ekugqibeleni iluphando olugqityiweyo nemisebenzi eyenziweyo kwiindawo zoluntu ezisibhozo iqakunjelwe.
2. Iqela elitsha lasekuhlaleni liphanda ngovavanyo (iPopulation ART yokunciphisa ukosulelwa zizifo - PopART) lixhaswe ngemali kwaye siyaqhubeka ukufuna ezinye iindawo ezintathu zolu vavanyo.
3. Inkqubo yePMTCT yokukhusela usana lungasulelwa ngunina ngesifo iyaqhubeka nokuqeqeshwa kwabo bazakwenza oko kwiphondo liphela kulungiselelwa le nkqubo.
4. Iprojekthi yeTB-free Kids Project iyaqhubeka njenge "Flagship project" yeDyunivesithi.

- Izinto ezininzi ekuhlaleni zezniwe. uNks. Erica Jacobs ngoku wenza uphando lokuqukumbela eRavensmead nase-Uitsig.
5. Uphando ngeziguulo zabantwana eDTTC lujolise kwezi ndawo zilandelayo zophando:
 - a. Uphando olwenziwe kwimizi ngemizi ekuhlaleni apho kwakukhangelwa ukuba bosuleleke kangakanani na abantu sisifo sephepha, kusenziwa nothintelo ndawonye nophando lwe-biomarker.
 - a. linkqubo zophando ezijoliswe emakhayeni kunxulunyanwe nabo balandelela unyango, ukhuselo nophando lwebiomarker;

Olu phando lujoliswe ekusebenziseni abantu ezindlini zabo ukujonga abo bachatshazelwa sisifo sephepha kuyilwe nendlela yokufikelela kwiindlela ezintsha zovavanyo gazi zokujonga isifo sephepha; interferon-gamma release assays (IGRAs). Namhlanje, sinabantwana abangama-550 ababhalisileyo kwiindawo ezintathu ezisekuhlaleni apho belusenziwa khona uphando; ubhaliso nokulandelela izigulane kuyaqhubeka. Olu phando lwezinto ezininzi lukwasebenza njengeqonga kwezinye izifundwana ezininzi Olu phando lukhulu kangaka luye lwasetyenzisa njengenywe yezinto ezibe negalelo kwezinye izifundwana (jonga apha ngezantsi), iiprojekthi zabafundi, Uphuhliso noqeqesho.
 - b. Kukho isifundo esiphanda ngongcoliseko lomoyo nendlela esibachaphazela ngayo abantwana. Abantwana abali-196 baqakwe kuphando lweendawo ezintathu zoluntu (Uitsig, Ravensmead neSite C, eKhayelitsha), ukuze ama-65,3% ibe ngabo basesichengeni seETS emakhayeni.
 - c. Isifundo esiphanda icandelo lempilo elizimeleyo nelibhalise izigulane ezingama-210 zaseSite C.
 - d. Izifundo ezimalunga nokusulelwa yi-TB Nabo basemngciphekweni wokuba neHIV nabo bangakhange babe kuloo ngxaki, abangosulelwanga nabantwana abasulelwe yi-HIV kwakunye nezifundo eziphanda ngeHelminth co-infection neziphumo ezimalunga nomngcipheko wokosuleleka kwabantwana okwenzekayo eKhayelitsha.
 - e. linkqubo zophando lwezempilo ziqinisa ukumiselwa kweIPT kubantwana abasemngciphekweni ekuhlaleni zenziwa eRavensmead nakwasekliniki kwa-Nolungile (eKhayelitsha).
 - f. Ikliniki elungiselelwe abantwana abahlala nabantu abaneMDR-TB nabo baneMDR-TB le kliniki isekwe eSite B eKhayelitsha ngaphaya kwe-150 abantwana abajongwa apha.
 - g. Uvavanyo lwe-Isoniazid preventative therapy (IPT) eyenziwa kwiintsana ezisandula ukuzalwa nezisemngciphekweni wesifo sephepha yenziwa kwisibhedlele iTygerberg.
 - h. I-INH Pharmacokinetics kwiintsana ezinobunzima obungaphantsikobesiqhelo eMzantsi Afrika iindlela engine ngayo iHIV iyaphandwa kwisibhedlele iTygerberg.
 - i. Masijonge iingxaki abajongene nazo abasebenzi abangaphandle xa besenza uphando lwezonyango. – olu luphando oluqalwe ngabasebenzi abasebenza ngaphandle.
 - j. Amachiza esifo sephepha iPharmacokinetics and toxicity of second-line antituberculosis kubantwana abasuleleke yiHIV kwanabo bangenayo kwaye kwenziwa uphando siSibhedlele iBrooklyn Chest.
 6. Uphando ngovavanyo lwe-Evaluation of New Diagnostics nokuqwalasela izinto ezibalulekileyo nohlobo lwegalelo olufunekayo ukumisela iLPA njengenxenywe yediagnostic algorithms kwindlela ethile yeenkonzo zempilo, izinto ezibalulekileyo noluhlu lwezinto ezifunyanwa zizigulane kunye nokuthatha kwabo unyango nobungakanani bomahluko bezi zinto ngokophando nomxholo weenkqubo zempilo. linkcukacha zeTB ziyafumaneka kwiNHLS yonke imihla kusenzelwa onke amaziko empilo eSixeko nawePhondo, nezeMDR TB zicatshulwe. Olu luphando olunabileyo oluvavanya inyathelo elithathiweyo lonyango lweMDR TB, iinkqubo zempilo nezinto eziquhubekayo, izigulane' limbono nezinto ezinxulumene noshishino.
 7. Kuphando olwenziwayo lwabo bangekaluqalisi unyango lweTB cases kunye neSebe leZempilo, uGqr Mareli Claassens ulwandisile uphando lwakhe lwaya kutsho kumaphondo amahlanu (Northwest, KZN, Eastern Cape, Limpopo,

Mpumalanga) ukujonga izizathu eziphambili zokuba abantu bangaluqalisi unyango nokutyelela emakhayeni ukulandelela le meko yokungaqaliswa konyango. Uphando olutsha olumalunga nokuqalisa ukulandelela abo bangaluqalisiyo unyango eNtshona Koloni.

8. Inkxaso yokuyila nokwakha iikliniki ifumanekile kusetyenziswa neSebe leZempilo lePhondp leNtshona Koloni.

9. Iprojekthi iWomen in Networks (WIN) iyaqhubeka eSite C, eKhayelitsha. Kule projekthi sisebenzisana nePhilani Nutrition Centre ngenjongo yokuqinisekisa ukuba abantwana bayayisifumana isibonelelo sabo. Inkxaso eyongeziweyo inikezelwe ngabakwa-Virgin Unite.

10. Indlu kaMama uMaphosela

a. iDTC ineminyaka eliqela isebenzisana noNkskz. Maphosela, ohoye iinkedama nabantwana abaxhatshaziweyo. Izicwangciso zendlu entsha zisalinde ukuvunywa siSixeko seKapa.

11. Iprojekthi ehlangeneyo yeTB-HIV, kule minyaka mihlanu le projekthi inenjongo ezimbini zokunciphisa ingxaki yesifo se-TB ngokuthi banyuse iziganeko zokufumana abo bangafuni ukuqalisa unyango nokuqinisekisa unonophelo lweTB olululo nokunciphisa amathuba okusulela kweHIV eluntwini nokunciphisa iziphumo zeHIV ebantwini. Kukho iinjongo ezintathu:

a. Iinjongo zokuqala zeprojekthi, kukwandisa amathuba okufikelela kwiindawo zovavanyo lweeHIV, oko kuphunyezwe ngokusekwa amaziko asixhenxe kwiindawo zoluntu oko kusenziwa kusetyenziswa namaziko azimeleyo. La maziko enze uvavanyo kubantu abangama-29 950 ngo-2011, isiqingatha sabo yayingamadoda.

b. Iinjongo yesibini yeprojekthi kukomeleza iinkqubo zempilo nokuphucula izinga lokufikelela nentsebenziswano phakathi kweenkonzo zeHIV neTB.

i. Iinkqubo ezininzi zempilo ezenziwayo, ziquka uqeqesho nokuxhasa, ezazimiselwe ngaphambili kwiprojekthi ziyaqhubeka kuzo zonke iikliniki zeTB ezili-101 eKapa.

ii. Uluhlu olubanzi longenelelo lokuphucula iziganeko zabantu abangaluthathiyo

unyango, izinga lokunyangwa kweTB ukulawulwa kokusuleleka kwabantu ukunciphisa ukuba semngciphekweni weTB neHIV oko kuyaqhubeka ngo-2011. Ezi zinto ziyenzeka kuzo zonke iikliniki ezili-101 kwakunye neengingqana eziseKapa.

iii. Ukuphuculwa kwezinga kuyaqhubeka: abasebenzi beekliniki abangama-81 baqeqeshiwe kwiHIV/AIDS/STI/TB (HAST) isixhobo esihlangeneyo sophicotho, kwaqeqeshwa noogqirha abajonga into yonke abangama-39, bangama-50 abacebisi nabasebenzi basekliniki abaqeqeshiweyo befundiswa ngeTB.

iv. iDTC yenze iqumrhu neSebe leZempilo ukuseka inkqubo yolawulo lweziphumo zeenkukacha kwiilebhu zeNHL kwimizamo yokwandisa inani lezigulane zeTB ezinyangwayo.

v. Ukungenelela kwenqubo elingwayo kwaqaliswa kwisithilana saseTygerberg ukunciphisa inani labantu abangaluqalisiyo unyango lweTB. Le projekthi iyakusebenza kwiikliniki zonke eKapa.

c. Iinjongo zokugqibela kukuphucula ukufikelela kwiinkonzo zokuthintelwa ukusulelwa kweentsana ngoonina nokwazisa unonophelo lwabakhulelweyo nabadlezana.

i. Inkxaso yandile kuzo zonke izithili zempilo eziseKapa (kuqalwe ngokuxhaswa isithili esinye).

ii. Iinkqubo yenkxaso yezifo zemfuza iyenziwa ngohlobo loqeqesho kumthetho olandelwayo wokukhusela iintsana zingosulelwa ngoonina ngezifo kwakunye nezinye izinto ezilungiselelwe ukutyisa usana.

iii. Inkxaso yokwenza izixhobo i-IEC zokubonisa ukukhusela ukosulelwa kweentsana ngonina ngezifo nokukhulelwa.

Iiprosjekthi nophando namacandelo eentshukumo neenkqubo zoncendo zasekuhlaleni

1. Iintlanganisano ezingana qho ngenyanga Isixeko seKapa norhulumente wephomdo wentshona koloni ukuze zimanyane ekwenzeni zigqibo kwizinto ezenziwayo.
2. Abengcebiso novavanyo lweHIV: bamisele amaziko ovavanyo asixhenxe ekuhlaleni oko bekwenza bebambisene namaziko azimeleyo. La maziko enze uvavanyo kubantu abangama- 29 950 ngo-2011, isiqingatha sabo yayingamadoda.
3. Ukomeleza iinkqubo zempilo nokuphucula ukufikelela, izinga nentsebenziswano phakathi kweenkonzo zeHIV neTB. Iinkqubo ezininzi zezempilo zokomeleza izinto ezenziwayo, kuquka uqeqesho nokucebisa, kuzo zonke iikliniki zeTB ezili-101 eziseKapa.
4. Uluhlu lweendlela zongenelelo zokuphucula iziganeko zeTB ezifumanekileyo, izinga lokunyangwa kweTB ukunqanwa kokusasazeka kwayo nokunciphisa ukuba sesichengeni se TB neHIV kuzo zonke iikliniki ezili-101 kunye nekliniki zezithilana eKapa.
5. Uqeqesho olucelwe ngabeCandelo leZempilo eKapa:
 - a. Ngama-81 amalungu asebenza ekliniki aqeqeshiweyo kwiHIV/AIDS/STI/TB (HAST) integrated audit tool
 - b. Ngama-39 oogqiba bento yonke abaqeqeshelwe iTB
 - c. Ngama-50 abacebisis namalungu asebenza ekliniki aqeqeshelwe ukunyangwa iTB.
6. iDTTC ihlangene neSebe leZempilo bazakumisela inkqubo yolawulo lweenkcukacha yokulawula iziphumo ezivela kwiilebhu ezikwindawo yonke zeNHLS kwimizamo yokwandisa inani leziganeko zeTB eziboniweyo. Ungenelelo lwenkqubo yovavanyo lwaqaliswa kwisithilana saseTygerberg ukunciphisa amanani ezigulane zeTB eziqakathayo ukuthatha unyango. Le projekthi iyakwenziwa kuzo zonke iikliniki eziseKapa..
7. Iinkonzo zokuthintela ukosulelwa kosana ngunina ngesifo:
 - a. Inxaso kuzo zonke izithilana zempilo ezingqonge iKapa.
8. Uphando lweZAMSTAR ekugqibeleni lugqityiwe nemisebenzi kwiindawo zokuhlala ezisibhozo iqukunjelwe. Uhlobo lweengcebiso olwenziwa emakhaya kusetyenziswa olu phando luxoxiwe kunye neCandelo leZempilo leSixeko seKapa
9. Iprojekthi yabantwana abangenaTB eRavensmead nase-Uitsig iyaqhubeka ekuhlaleni iqhutywa ngabantu abangabacebisi bezempilo ekuhlaleni batyelela emakhaya balandele izigulane zeTB zibabuyisele ukuze bathathe unyango kwakhona.
10. Izifundo ezimalunga nabantwana ekuhlaleni eDTTC zenziwa eRavensmead, Uitsig naseSite C, eKhayelitsha. Nangona ezi izifundo zophando, injongo isekuphuculeni iinkqubo zempilo nokwenza izifundo ezimalunga nokusebenza ngabantu emakhaya nenkqubo yoqeqesho elingwayo ye-IPT yababhalisileyo, unonophelo lwabantwana abahlala nabantu abaneTB iphuculwe.
11. Uphando nolawulo lwabantwana abahlala nabantu abaneMDR-TB kwaye ke iziganeko zoko zifumaneke eSite B, eKhayelitsha, bangaphaya kwe-150 abantwana abajongwa kule kliniki.
12. Uphando ngovavanyo lweNew Diagnostics olujoliswe ekuqiniseni iinkonzo zempilo namaqhina phakathi kweenkonzo zempilo neNHLS iphulwe. Lwenziwe uluhlu lweenkcukacha lwenziwe ukuze kulandelelwe iziphumo zesifo sephepha.
13. Kuphando lokujonga izigulane ezingekaluqali unyango lweTB kunye neSebe leZempilo leSizwe luyenziwa nakwamanye amaphondo amahlanu angala (Northwest, KZN, Eastern Cape, Limpopo, Mpumalanga) ukuvavanya izizathu zokungaluqali unyango nokutyelela emakhaya ukulandelela abo kufuneka beqalise unyango. Uphando olutsha lokungaluqalisi unyango nezizathu seluqalisile kwiphondo leNtshona Koloni oko kusetyenziswa kunye neSixeko seKapa.
14. Inxaso mali ekutshwiweyo ukuze kuyilwe kwakhiwe iSustainable Primary Health Care Clinic oko kusenziwa kuhlalangenwe neSebe lezempilo leNtshona Koloni.
15. Iprojekthi yothungelwano lomama (WIN) iyaqhubeka eSite C, eKhayelitsha. Kule projekthi simanyene nePhilani Nutrition Centre ngenjongo yokuqinisekisa ukuba abantwana bayasifumana isibonelelo sabo. Inxaso mali eyongeziweyo inikezelwe ngabakwa-Virgin Unite.
16. iDTTC isebenzisana kakhulu neSizwe, iPhondo namasebe kamasipala empilo kwaye incedisa kuwo onke amaqanaba okuphuhlisa izikhokelo, iimanuwali nezixhobo zokwenza uqeqesho.

17. iDTTC ibamba iintlanganiso zonyaka kunye neNkqubo yeSizwe yeTB ukumisela izinto ezintsha eziphambili zophando lweTB eMzantsi Afrika.
18. Ngokwesicelo kunye nomanyano leCandelo leZempilo leSixeko seKapa, iDTTC imela iTB Clinical Forum kanye ngenyanga ekuza kuyo abezempilo abasebenza kwiikliniki zeSixeko. Ngo-2011 kwabakho iTB Clinical Forums ezili-10 kunye nabasebenzi bezempilo abangama- 534 ababezile.
19. Iwekhshophu yeentsuku ezintlanu enge-Operational Research Protocol Development yabasebenza kunye kwisebe lezempilo kwiphondo ngalinye kwasithoba kunye namahlakani abo akumaziko emfundo yayibanjwe ngo-2011– abantu abangama-23 abavela kumaphondo asithoba beza apha kwaza kwabekwa izinto emakuthethwe ngazo ezili-13.
20. Iwekhshophu engokubhalwa kwemanyuscripthi kwenziwe ngoJuni kangangokuba iimanyuscripthi ezili-11 ziyaqukunjelwa ukuze zingeniswe.

Amaqumrhu

Kuzwelonke

1. iDTTC isebenzisana kakhulu neSizwe, iPhondo namasebe kamasipala empilo kwaye incedisa kuwo onke amanqanaba okuphuhlisa izikhokelo, iimanuwali nezixhobo zokwenza uqeqesho.
2. Abenkqubo yesizwe yeTB bacele ukuba iDTTC inike iinkcukacha zophando kwiintlanganiso zesizwe ezibanjwa ngekota.
3. iDTTC ibamba iintlanganiso zonyaka kunye neNkqubo yeSizwe yeTB ukumisela izinto ezintsha eziphambili zophando lweTB eMzantsi Afrika.
4. Zonke izinto ezenziwayo zicetyiwe ngentsebenziswano emmandla namanqanaba awohlukeneyo eSebe leZempilo. Intlanganiso yenyanga ibanjwe kunye namaQumrhu kaRhulumente.
5. Zonke izinto ezenziwayo zicetyiwe zamiselwa ngenkxaso esuka kwi local Community Advisory Boards (CABs).

Izizwe ngezizwe

1. iDTTC iliziko lentsebenziswano lemanyano yamazwe ngamazwe ekulweni isifo seTB nemiphunga.

2. iDTTC isebenzisana neendawo ezininzi ezohlukeneyo ezizezi zilandeleyo:
 - a. iLondon School of Hygiene and Tropical Medicine
 - b. Idyunivesithi yaseZambia
 - c. KNCV
 - d. Idyunivesithi yase-Amsterdam
 - e. Idyunivesithi yase-Oslo
 - f. Idyunivesithi iCase Western
 - g. iKIT
 - h. iCDC Tuberculosis Clinical Trials Consortium (TBTC): kunye >20 international sites
 - i. idyunivesithi iBergen, eNorway
 - j. idyunivesithi iCase Western Reserve, e-USA
 - k. Idyunivesithi iColumbia, e-USA
 - l. Ikholeji i-Imperial, eLondon
 - m. Onke Amaziko Onyango ama-Indiya
 - n. iSt John ikholeji yonyango, e-India
 - o. iBernard Nocht Institute of Tropical Medicine, Hamburg, eGermany
 - p. iMax Plank Institute for TB Research, Berlin, eGermany
 - q. isibhedlele iCharite, Berlin, eGermany
 - r. Idyunivesithi iMcGill, eCanada
 - s. iSouth African TB Vaccine Initiative (SATVI)
 - t. iDivision of Clinical Pharmacology, kwiDyunivesithi yaseKapaUniversity
 - u. iHealth Economics Unit: University of Cape Town
 - v. Idyunivesithi yeNtshona Koloni: Human Nutrition Division
 - w. iSouth African MRC: Centre for Biostatistics
 - x. iSouth African Centre for Epidemiological Modelling and Analysis (SACEMA)

Izinto eziphunyeziweyo ezibhekiselele kwizinto ezenziwayo zophando neziphumo zophando

I-DTTC ishicilele yapapasha ii-arthikle ezingama-27 zokuphonononga abantanganye.

Ukufundisa nokuqeqesha (abafundi abangek-abi nasidanga-, nabenza isidanga sesibini nabanye abafundi abachongiweyo)

1. Ngokwesicelo kunye nomanyano leCandelo leZempilo leSixeko seKapa, iDTTC imela iTB Clinical Forum kanye ngenyanga ekuza kuyo abezempilo abasebenza kwiikliniki zeSixeko. Ngo-2011 kwakukho iTB Clinical Forums ezili-10 nabasebenzi bezempilo abangama- 534

2. Iwekhshophu yeentsuku ezintlanu enge-Operational Research Protocol Development yabasebenza kunye kwisebe lezempilo kwiphondo ngalinye kwasithoba kunye namahlakani abo akumaziko emfundo yayibanjwe ngo-2011– abantu abangama-23 abavela kumaphondo asithoba beza apha kwaza kwabekwa izinto emakuthethwe ngazo ezili-13.
 3. UProf Donald Enarson utyelele iDTTC kabini eyokufundisa ekwanika abasebenzi beDTTC inkxaso.
 4. Oogqirha abangama-50 abajonga into yonke baqeqeshiwe kwiwekhshophu yeTB.
 5. Iwekhshophu engokubhalwa kwemanyuscripthi kwenziwe ngoJuni kangangokuba iimanyuscripthi ezili-11 ziyaqakunjelwa ukuze zingeniswe.
 6. Kwabekwa iliso kubafundi abangama-21 besidanga sesibini (aba-4 abenza iPhD, abali-15 abenza iimastazi, naba-2 abenza isidanga).
 7. UProf Hesseling noProf Beyers bayahlohla kwiM Clin ikhosi ye-Epidemiology.
 8. uProf Beyers uhlohla kwiifakhalathi ezohlukeneyo kuquka ikhosi yeNIH Ethics kunye neklasi yabenza uphando lweemastazi.
 9. Ikhosi yeTB ebantwaneni ebanjwa qho ngonyaka yayibanjewe kwakhona eGoudini ngoDisemba 2011 kwaye abathathi nxaxheba babesuka kumazwe angaphezulu kwangama-20. Le khosi yayiphindwa ngo-2012.
4. Izinto eziphunyezwe ngeNkomfa:
 - a. Iiprizenteyshini ezininzi
 - b. iSymposium malunga neendlela zophando ezinokusetyenziswa kwiNkomfa yama-42 Union World Conference on Lung Health, Lille, eFrance
 - c. iSymposium emalunga neziphumo zeZAMSTAR kwiNkomfa yama-42nd Union World Conference on Lung Health, Lille, eFrance.
 5. UMnu Rory Dunbar unenja yokumnceda ukuba enze umsebenzi wakhe.
 6. Nks Wena Moelich uxhasiwe ukuba abe kwiSebe lezempilo lesizwe ukuze aqhube nephulo likazwe lonke i“Kick TB”.
 7. Iingxelo ezininzi zosasazo zenziwe kwizifundo ezohlukeneyo.
 8. UMhlali ngaphambili: kwiCDC Tuberculosis Trial Consortium (TBTC) Paediatric TB Interest Group TB-PIG; 2010-present (Hesseling).
 9. Umhlali ngaphambili: World Health Organization New Diagnostics Working Group, Childhood TB Subgroup 2009-present (Hesseling).
 10. Unobhala: we-International Union against Tuberculosis and Lung Diseases Lung Health Section 2009-present (Hesseling).
 11. Umhlali ngaphambili: weIUTALD International working on BCG 2006-2010 (Hesseling).
 12. Ilungu kunye noMhlali ngaphambili: leWorld Health Organization Dots Expansion Working Group on Childhood Tuberculosis 2005-2011 (Gie, Chairperson, Hesseling, Member).
 13. Abahleli: we-International Journal against Tuberculosis and Lung Diseases (Hesseling).
 14. Abahleli: wePublic Health Action (Beyers).
 15. Ilungu le: Paediatric TB/HIV Provincial Steering Committee, Western Cape Province 2007-present (Schaaf, Hesseling).
 16. UProf Hesseling umcebisi weWHO: Stop TB Global Plan – Research update; tools 2009-2011.
 17. UProf Beyers ilungu le-University Institutional Forum, ele-Provincial Health Research Committee, ekwalele- University Honorary Degrees committee, ikomiti ye-University Senate Research Ethics kwanelungu le-Provincial Health TB Task Team (Be Health TB Task Team (Beyers)).

Izinto eziphunyeziweyo kwakunye nezibalulekileyo azikho zikhona ezingekhoyo apha

1. Ngexesha asedyunivesithi uProf Beyers ugqibe iziqendu ezithathu zomsebenzi:
 - a. Ubhale ingxelo ngengxaki yeTB eMzantsi Afrika- isifundo esivela kuphando olwenziwe yiDesmond Tutu TB Centre for the Western Cape Province of South Africa – le ngxelo yangeniswa kunye nezinye kuMphathiswa weZempilo Mr Motsoaledi.
 - b. Ubhale imanyuwali yapapashwa emalunga nokwenza uphando olungasetyenziswa.
 - c. Wenze iimodyuli ezilungiselelwe ukuTransdisciplinary PhD in Health.
2. Iziko leTB iDesmond Tutu lamkelwe njengeProjekthi yeTHEMBA yedyunivesithi yaseStellenbosch.
3. Iintlanganiso zabenkqubo yolawulo zibanjiwe neNkqubo ka-2020 senziwe kunye neendlela ze DTTC eziza kuthathwa kwiminyaka ezayo.

ICANDELO LABAGULA NGENGGONDO

ICandelo leNtloko eLawulayo yecandelo
1987 – Juni 2011

Prof Robin Emsley

Ibambela leNtloko eLawulayo yecandelo
ukusuka ngoJulayi ukuya ngoDisemba 2011
nguProf Soraya Seedat

IsiShwankathelo

- UProf Robin Emsley uthathe umhlala phantsi njengeNtloko yeCandelo, kwisikhundla asiphethe ngempumelelo ukusuka ngo-1987. Usasebenza kwizifundo kunye nophando.
- Igranti yeNEPAD Grant igcinelwe iziphumo ezihlangeneyo zophando lwe-African Schizophrenia ukusukela ngo-2008 -2012
- Iziko lophando iStanley Medical Research Institute lifumene i-Awadi eyigranti yokwenza uphando ukusuka ngo-2010 -2012

Abasebenzi

IZITHUBA (ZESIGXINA)	INANI	EZINABANTU
INtloko yeSebe	1	0
UMphathi oMkhulu oyiNgcali	2	2
INgcali	5	5
IRejistra	7*	7*
IGosa lezoNyango	0	0

Isiphumo

IZIGULANE EZINGALAL-ISWAYO EZABONWAYO		
J.LG - Abantu abadala	1464	1627
Unxibelelwano neemeko ezingxamisekileyo kwicandelo labagula ngengqondo- Abantu abadala	1451	1778
F.LG – abantwana nabantu abadala	2762	2854
Zozonke izigulane ezingalaliswanga ezize apha	5677	6259

ABALALISIWEYO		
DG – Abantu abadala	264	245
D.LG – Abantu abadala	204	220



ABALALISIWEYO		
DG - Abantwana nabantu abadala	98	105
D.LG – abantwana nabantu abadala	146	91
Bebonke abalalisiweyo	712	661
Inani leebhedi ezisebenzisekayo:	41 (nezi-3 zabucala)	41 (nezi-3 zabucala)

linkqubo zeThiyetha

Unyango nge-Electroconvulsive Therapy (ECT)	27 (4pts)	28 (4 pts)
---	-----------	------------

Icandelo labagula ngengqondo kwiSibhedlele iStikland linikezela zonke iinkonzo zekliniki kunye nesibhedlele iLentegeur kodwa ke amanani obalo awafakwanga apha. (amanani obalo eClinical awekho apha).

Izimvo ngesiphumo

Kukho ukunyuka kamanani ezigulane ezithunyelwa ukusuka kwisibhedlele ezingqonge isibhedlele iTygerberg. Ukufikelela kwiibhedi zezigulane ezilalisiweyo kuyingxaki ngenxa yokunyuka kwamanani abantu abagulayo (kuquka abagula ngokomzimba) izigulane ezifuna ukulaliswa esibhedlele. Izigulane zeMethamphetamine neHIV ezilalisiweyo zininzi. Izigulane ezininzi kufuneka zikuluhlu lokulinda ngaphambi kokuba zilaliswe esibhedlele. Lilonke inani lezigulane ezingalaliswanga & novavanyo lwentsebenziswano izinga layo linyuke kakhulu nge-10.2%.

Uphuhliso lwezibonelelo

Inqanaba lokuqala lokuseka icandelo elizimeleyo labantwana abalalisiweyo (G.LG) kwakulindeleke ukuba ligqitywe ngo-2010 ngoku kulindeleke ukuba ligqitywe ngo-2012. Amanye amanqanaba aquka ukulungiswa nokutshintshwa kwezigulane ezingabantu abadala (J.Lg) nabantwana nabafikisayo (F.Lg) basiwe kumacandelo abangalaliswayo.

linkqubo zokufikelelisa iinkonzo kuluntu

Ukuqhubeka konikezelo lweenkonzo kunye noqeqesho lokufundisa umsebenzi (abantu abadala nabantwana) kuyaqhubeka kwiikliniki zasekuhlaleni zaseWest Coast/Winlands nezithili ze Eastern Metropole ezijongene nempilo yengqondo. Ngaphandle kwenkxaso yefoni yeeyure ezingama-24, iirejistra zibakhona ezikliniki isiqingatha sosuku ngeveki. Ukuzama ukuthothisa ingxaki yokunyuka kamanani abantu abasebenzisa iziyobisi entshona Koloni, icandelo liyaqhubeka ukunika inkxaso kwabagula ngengqondo, iinkonzo zasekuhlaleni noqeqesho kwiqela lemibutho ezimeleyo enyanga abasebenzisa iziyobisi kuquka uSANCA, Sultan Bahu, Toevlug, Ramot neHesketh King kwakunye namasebe karhulumente kuquka iDSD. UGqr Lize Weich uyaqhubeka nokuqeqesha abasebenzi bamaziko asisiseko eNtshona Koloni kwiimeko zokulawula iingxaki ezenziwa kukusebenzisa iziyobisi.

Iqela le- Assertive Community Treatment (ACT) kwisibhedlele saseStikland, phantsi kweliso elibanzi likaGqr Ulla Botha, liyaqhubeka nokunika inkxaso abantu abakwimetro abagula ngengqondo kunye neentsapho zabo. Le nkonzo iquka usuku olwenzelwe abantu beNorthern suburbs kwisibhedlele iStikland.

uProf Christine Lochner wazise ukuba iMental Health Information Centre (MHIC), elawulwa nguNks Janine Roos ukusuka ngo-2011, ibambe enye iveki yeBrain Awareness, eyi-international DANA Alliance campaign eyenzelwa ukuvusa uluntu ekuhlaleni ngenkqubela, izithembiso, inzuzo malunga nophando ngengqondo. Njengoko iveki yeBrain Awareness ihlangene, neMHIC ziphindile zabhiyozela lo msitho phakathi kowe-14 nowe-18 kuMatshi 2011. Abasebenzi bakwaMHIC batyelele abafundi bebakala le-10 abangama-200 baseValhalla Park Secondary, Marion Secondary kunye ne-Excelsior isikolo samabanga aphezulu. Abafundi bebethetha ngeziyobisi nengqondo, ukuchaphazeleka kwengqondo ngokubanzi kwakunye neeprojekthi ezahlukeneyo zophando sele ziqalile kwicandelo leMRC Unit malunga nokuxhalaba nonxunguphalo.

UNks. Jennifer Hsieh waseUCT usichazele ngeziphumo zemethamphetamine nengqondo, aze uNks Lindi Martin (MRC Unit) uxanduva lwakhe ibikukwenza amalungiselelo ezi zinto kwizikolo ezahlukeneyo nokwazisa abafundi malunga neeprojekthi zophando zeMRC Unit. Isikolo ngasinye sifumene iincwadi neebrotsha ezithunyelwe ngabakwaDANA Alliance. Abafundi bathathe inxaxheba kwiiquizzes, ebezibhekiselele kwiinkcukacha ebezinikeziwe kwaze kwakhutshwa namabhaso amaninzi.

IMHIC kunye necandelo leVisual Arts ledyunivesithi yaseStellenbosch zithathe inxaxheba kwiprojekthi yeMental Health Awareness ngoMeyi 2011 nakwiWellness Days ngoJuni 2011 kwidyunivesithi yaseStellenbosch. IMHIC iqhubeka yapresenta iiposta kwiSymposium kwidyunivesithi yaseStellenbosch ngoSeptemba 2011, kwakunye neWorld Congress yeMpilo yaseNgqondweni ngo-Okthobha 2011. Nango-Okthobha, iMHIC iququzelele iBundu Bash Walk ejoliswe kwiMpilo yeNgqondo nokubhiyozela inyanga yokwazisa uluntu ngempilo engqondweni kwabanjwa neforam yeengcali zeNkxalabo kwiHealth24.com.

Icandelo likunye neMHIC zigcina unxulumano phakathi kwamaqela abaxhasi abangaba- SA Depression and Anxiety Group, Cape Mental Health, BIG/MIND, SA Federation for Mental Health and the Post Natal Depression Support Group, namanye amaqela abalulekile isebe lezeMpilo: Icandelo elojongene nempilo yengqondo nokusetyenziswa kweziyobisi, imibutho enjenge-SA Society of Psychiatrists, iSA Medical Association, iMedical Research Council kunye necandelo leekhemesti. Ngo-2011 kwenziwa utshintsho kwiwebsite yeMHIC sona isikhokelo esikwiintanethi sele sigqityiwe. Ukuhlaziywa kwezinto kuyaqhubeka kwaye oko kujongwe nguNks Ms Roos encediswa nguNks brownyne Coetzee ongumncedisi kwezophando.

UGqr Francois Pretorius, esebenzisana neNational Institute iziko labazizithulu, baseke iikliniki ye'Visual Interaction kwisibhedlele iWorcester, apho iinkonzo zengqondo zifumaneka khona kubantu abalwimi labo iyi-SA Sign. Le nkonzo ifana yodwa apha e-Afrika.

Intsebenziswano

UProf Robin Emsley igranti yeNEPAD igcinelwe iziphumo zophando ezihlangeneyo ze-African Schizophrenia. Inkxaso mali yabelwe ukusuka ku-2008 ukuya ku-2012.

Uphando lubanjwe ngokuhlangeneyo kunye noProf Gurejewedyunivesithi yase- Ibadan eNigeria. Inxenywe yenkxaso yayenzelwe ukuphunlisa, iingcali

zengqondo ezisuka kwidyunivesithi yaseStellenbosch neyase-lbadan kwakunye nabongikazi abenza uphando bedyunivesithi yase-lbadan sele belufumene uqeqesho kwindlela yophando kunye neengcali ezivela kwezi dyunivesithi zombini iStellenbosch nelbadan kwakunye nabongikazi base-lbadan bophando sele belufumene uqeqesho kwindlela yophando kwakunye novavanyo olujonga ukuxhomekeka komnye komnye xa kusenziwa umsebenzi ngo-2008.

Icandelo elijongene neengxakizonxunguphalo phantsi kweliso elibanzi likaProf Soraya Seedat liyaqhubeka isebenza njenge ziko lecross-University Centre (kuquka idyunivesithi yaseKapa (UCT)) apho abaphandi abahlukeneyo basebenza ngokuhlangeneyo kwimixholo engundoqo yenzululwazi.

Inkqubo iFAS Prevention sub study, Ethics Project number N 06/07/129A, yavunywa ngomhla we-6 ku-oktobha 2009 yaze yaqalisa ngomhla woku-1 ku-Novemba 2009. Uphando oluye lwafumaneka lwakhutsha ngemini yokwaziswa kwezinto zosasazo ngoSeptemba 2011. Iprojekthi sele ikufutshane ukuba igqitywe kwaye iziphumo zokugqibela ziyakukhutshwa ekupheleni kua-2012.

Kwinqanaba lakhe njengomququzeleli wephondo weenkonzo ezijongene nokusetyenziswa kweziyobisi uGqr Lize Weich wabandakanyeka kwiiprojekthi ezininzi. Ube sebenza njengeLungu leBhodi kwiSANCA, ekwikomiti eququzelelayo yeSA Quality Measures, ekwibhodi ecebiso yonyango lwe-opioid kwakunye nekomiti yaseNtshona Koloni ejongene nokusetyenziswa kweziyobisi.

Okuphunyeziweyo eziphathelelene neziphumo zophando:

Icandelo leNgqondo lizibandakanye ngokumandla kuphando olubandakanya izihloko ezininzi kuquka i-anxiety disorders, schizophrenia ne genetics. Ngo-2011 amaphepha angamashumi amabini enziwa kwinkomfa yezizwe ngezizwe nangama-55 esizweni. Ngaphaya koko malunga nama-70 ee-athicle ezashicilelwayo

IINKQUBO: Zezizwe ngezizwe

1. **ADAMS RCM, COTTON MF, ESSER M, DE BEER C.** Pilot study of the innate immune abnormalities in HIV exposed uninfected infants. *Virology Africa* 2011. Virology Africa 2011, V&A Waterfront, Cape Town, South Africa, 2011: 1.
2. **ALEXANDER D.** Concussion in early adolescent rugby players: impact on cognitive and academic

- performance. Sixteenth International Conference of the Association of Psychology and Psychiatry for Adults and Children, Athens, Greece, 2011: 2.
3. **ASMAL L, EMSLEY RA, CHILIZA B, OOSTHUIZEN PP.** Previous offending among first episode psychosis patients: Prevalence and clinical correlates. Tenth World Congress of Biological Psychiatry, Prague, Czech Republic, World Federation of Societies of Biological Psychiatry, 2011: 92.
 4. **ASMAL L.** Bridging bedside and bench: developing translational neuropsychiatry research in Africa. Second Annual Centre for Global Health Symposium: Global Mental Health and Africa, Mbarara, Uganda, 2011: 15.
 5. **ASMAL L.** Family intervention for schizophrenia: an exploratory qualitative study. World Mental Health Conference, Cape Town International Convention Centre, Cape Town, South Africa, 2011: 2.
 6. **EMSLEY RA, OOSTHUIZEN PP, KOEN L.** Relationship between antipsychotic medication adherence, remission and relapse in first episode psychosis. Tenth World Congress of Biological Psychiatry, Prague, Czech Republic, World Federation of Societies of Biological Psychiatry, 2011: 59.
 7. **EMSLEY RA.** The EMEA ADHES survey in schizophrenia, an initiative to raise awareness of non-adherence to medication, demographics and methodology. Nineteenth European Congress of Psychiatry, Vienna, Austria, European Psychiatry Supplement, 2011: 1445.
 8. **EMSLEY RA.** The EMEA ADHES survey in schizophrenia: psychiatrists' perceptions of reasons for partial or non-adherence. Nineteenth European Congress of Psychiatry, Vienna, Austria, European Psychiatry Supplement, 2011: 1444.
 9. **EMSLEY RA.** The EMEA ADHES survey in schizophrenia: psychiatrists' perceptions of the extent of assessment and management of partial and non-adherence to medication. Sixteenth Biennial Winter Workshop in Psychoses, Innsbruck, Austria, International Clinical Psychopharmacology Supplement, 2011: e168-e169.
 10. **JORDAAN GP.** Resting brain perfusion in alcohol-induced psychotic disorder: a comparison in patients with alcohol dependence, schizophrenia and healthy controls. Nineteenth European Congress of Psychiatry, Vienna, Austria, European Psychiatry Supplement, 2011: 1850.
 11. **LOCHNER C.** Comorbid obsessive-compulsive personality disorder in obsessive-compulsive disorder (OCD): a marker of severity. Fifteenth

- World Congress of Psychiatry, Buenos Aires, Argentina, 2011: 28.
12. **LOCHNER C.** *Comorbid obsessive-compulsive personality disorder in obsessive-compulsive disorder (OCD): a marker of severity.* Eighteenth Annual Conference on Hair Pulling and Skin Picking Disorders, California, San Francisco, USA, 2011: 8.
 13. **LOCHNER C.** *The validity of DSM-IV-TR criteria B and C of hair-pulling disorder (trichotillomania): evidence from a clinical study.* Fifteenth World Congress of Psychiatry, Buenos Aires, Argentina, 2011: 12.
 14. **LOCHNER C.** *The validity of DSM-IV-TR criteria B and C of hair-pulling disorder (trichotillomania): evidence from a clinical study.* Eighteenth Annual Conference on Hair Pulling and Skin Picking Disorders, California, San Francisco, USA, 2011: 7.
 15. **NIEHAUS DJH, KOEN L, EMSLEY RA.** *Duration of illness as a predictor of latent class allocation in a Xhosa schizophrenia sample.* Tenth World Congress of Biological Psychiatry, Prague, Czech Republic, World Federation of Societies of Biological Psychiatry, 2011: 48.
 16. **NIEHAUS DJH.** *A prospective randomized controlled trial of paliperidone ER versus oral olanzapine in patients with schizophrenia.* Eighteenth European Congress of Psychiatry, Munich, Germany, European Psychiatry Supplement 2011: 1109.
 17. **POTOCNIK FCV.** *Leukocyte counts in multiple sclerosis and Alzheimer's disease.* Eighth International Brain Research Organization (IBRO) World Congress of Neuroscience, Florence, Italy, IBRO, 2011: 90.
 18. **ROOS J.** *Mental health information with the click of a button.* World Mental Health Congress, Cape Town International Convention Centre, Cape Town, South Africa, South African Federation for Mental Health, 2011: 8.
 19. **ROOS J.** *The Mental Health Information Centre of Southern Africa: a call centre with a difference.* World Mental Health Congress, Cape Town International Convention Centre, Cape Town, South Africa, South African Federation for Mental Health, 2011: 7.
 20. **SEEDATS.** *Contributory effects of childhood trauma to white matter tract injury in HIV infected and uninfected women.* Oral free communication, Tenth World Congress of Biological Psychiatry, Prague, Czech Republic, 29 May – 2 June 2011.
 21. **SPIES G.** *Neurocognitive outcomes in HIV and childhood trauma.* Tenth World Congress of Biological Psychiatry, Prague, Czech Republic, World Federation of Societies of Biological Psychiatry, 2011: 71.
- linkqubo: Zesizwe**
1. **AHMED F.** *Associations between neurocognition and brain volumes in adolescents with and without posttraumatic stress disorder (PTSD).* Fifty-fifth Annual Academic Day, Faculty of Health Sciences, Tygerberg, South Africa, 2011: 186.
 2. **ASMAL L.** *Bridging bedside and bench: developing translational neuropsychiatric research in Africa.* Biological Psychiatry Congress, Protea Hotel, Stellenbosch, South Africa, African Journal of Psychiatry Supplement, September 2011: 1.
 3. **ASMAL L.** *Family intervention for schizophrenia: an exploratory qualitative study.* Provincial Research Day, Valkenburg Hospital, Cape Town, South Africa, Department of Health, 2011: 10.
 4. **BAKELAAR SY.** *The aetiological contributions of early childhood trauma to social anxiety disorder (SAD) and post traumatic stress disorder (PTSD): a systematic review.* Fifty-fifth Annual academic day, Faculty of Health Sciences, Tygerberg, South Africa, 2011: 187.
 5. **BAKELAAR SY.** *The aetiological contributions of early childhood trauma to social anxiety disorder (SAD) and post traumatic stress disorder (PTSD): a systematic review.* Biological Psychiatry Congress, Protea Hotel, Stellenbosch, South Africa, African Journal of Psychiatry Supplement, September 2011: 26.
 6. **BARNARD MP.** *Utilizing bayley scales to determine developmental functioning of infants and toddlers born to high risk alcohol exposed women: the fetal alcohol syndrome prevention study.* Fifty-fifth Annual Academic Day, Faculty of Health Sciences, Tygerberg, South Africa, 2011: 118.
 7. **BOTHAM M.** *The impact of voluntary exercise on relative telomere length in a rat model of developmental stress.* Biological Psychiatry Congress, Protea Hotel, Stellenbosch, South Africa, African Journal of Psychiatry Supplement, September 2011: 2.
 8. **CHILIZA B.** *Typical versus atypical antipsychotics.* Biological Psychiatry Congress, Protea Hotel, Stellenbosch, South Africa, African Journal of Psychiatry Supplement, September 2011: 2.
 9. **COETZEE B.** *Impulsivity in obsessive-compulsive disorder: clinical and genetic correlates.* Fifty-

- fifth Annual Academic Day, Faculty of Health Sciences, Tygerberg, South Africa, 2011: 183.
- 10 **COETZEE B.** *Impulsivity in obsessive-compulsive disorder: clinical and genetic correlates.* Biological Psychiatry Congress, Protea Hotel, Stellenbosch, South Africa, African Journal of Psychiatry Supplement, September 2011: 26.
 - 11 **COETZEE B.** *Impulsivity in obsessive-compulsive disorder: clinical and genetic correlates.* Medical Research Council research conference, Medical Research Council, Parow, South Africa, 2011: 9.
 - 12 **DE VRIES MM.** *Addressing maternal risk factors for fetal alcohol spectrum disorders.* Fifty-fifth Annual academic day, Health Sciences Faculty, Tygerberg, South Africa, 2011: 151.
 - 13 **DU PLESSIS SA.** *Validation of an fMRI stop signal anticipation task for use in Xhosa South Africans.* Fifty-fifth Annual Academic Day, Health Sciences Faculty, Tygerberg, South Africa, 2011: 188.
 - 14 **DU PLESSIS SA.** *Validation of an fMRI stop signal anticipation task for use in Xhosa South Africans.* Biological Psychiatry Congress, Protea Hotel, Stellenbosch, South Africa, African Journal of Psychiatry, 2011: 6.
 - 15 **EMSLEY RA.** *Does relapse in schizophrenia cause long-term harm?* Biological Psychiatry Congress, Protea Hotel, Stellenbosch, South Africa, African Journal of Psychiatry Supplement, September 2011: 7.
 - 16 **FJELDHEIM C.** *Effects of mediators and moderators amongst mortuary workers and paramedic students.* Fifty-fifth Annual Academic Day, Faculty of Health Sciences, Tygerberg, South Africa, 2011: 188.
 - 17 **FOUCHE JP.** *Diffusion tensor imaging in HAART-NAIVE children vertically infected with HIV.* Fifty-fifth Annual Academic Day, Faculty of Health Sciences, Tygerberg, South Africa, 2011: 189.
 - 18 **FOUCHE JP.** *Evidence for fractional anisotropy and mean diffusivity white matter abnormalities in the internal capsule and cingulum of patients with OCD.* Fifty-fifth Annual Academic Day, Faculty of Health Sciences, Tygerberg, South Africa, 2011: 197.
 - 19 **HEMMINGS SMJ.** *Effects of childhood trauma and telomere length on HIV-associated neurocognitive impairments in South African women.* Biological Psychiatry Congress, Protea Hotel, Stellenbosch, South Africa, African Journal of Psychiatry Supplement, September 2011: 27.
 - 20 **HEMMINGS SMJ.** *Identification of ligands interacting with the wolframin protein, a candidate in the pathophysiology of posttraumatic stress disorder (PTSD).* Biological Psychiatry Congress, Protea Hotel, Stellenbosch, South Africa, African Journal of Psychiatry Supplement September, 2011: 9.
 - 21 **HEMMINGS SMJ.** *Investigating telomere length and psychological stress in South African rape victims.* Biological Psychiatry Congress, Protea Hotel, Stellenbosch, South Africa, African Journal of Psychiatry Supplement, September 2011: 8.
 - 22 **JORDAAN GP.** *Resting brain perfusion in alcohol-induced psychotic disorder: a comparison in patients with alcohol dependence, schizophrenia and healthy controls.* Biological Psychiatry Congress, Protea Hotel, Stellenbosch, South Africa, African Journal of Psychiatry Supplement, September 2011: 10.
 - 23 **LOCHNER C.** *Obsessive Compulsive Disorder – The myths, the facts, its course, symptoms, causes and the cognitive behavioural treatment of OCD.* A CPD talk at Vista Clinic, Centurion, October 2011.
 - 24 **LUCKHOFF M.** *Assault and seclusion monitoring at Stikland Hospital.* Biological Psychiatry Congress, Protea Hotel, Stellenbosch, South Africa, African Journal of Psychiatry Supplement, September 2011: 13.
 - 25 **MALAN S.** *Effects of childhood trauma and telomere length on HIV-associated neurocognitive impairments in women.* Biological Psychiatry Congress, Protea Hotel, Stellenbosch, South Africa, African Journal of Psychiatry Supplement, September 2011: 29.
 - 26 **MARTIN L.** *Correspondence between self-reported and objectively determined memory and attention/concentration performance in traumatized adolescents.* Biological Psychiatry Congress, Protea Hotel, Stellenbosch, South Africa, African Journal of Psychiatry Supplement, September 2011: 30.
 - 27 **MCGREGOR NW.** *The identification of novel susceptibility genes in anxiety disorders.* Fifty-fifth Annual Academic Day, Faculty of Health Sciences, Tygerberg, South Africa, 2011: 191.
 - 28 **MCGREGOR NW.** *The identification of novel susceptibility genes in anxiety disorders.* Biological Psychiatry Congress, Protea Hotel, Stellenbosch, South Africa, African Journal of Psychiatry Supplement, September 2011: 31.
 - 29 **NASSEN R.** *A case series of medically ill HIV positive children referred to a paediatric consultation liaison service for a psychiatric evaluation.* Biological Psychiatry Congress, Protea Hotel, Stellenbosch, South Africa, African Journal of Psychiatry Supplement, September 2011: 16.

- 30 **NIEHAUS DJH.** *Facial affect recognition and medical students.* Biological Psychiatry Congress, Protea Hotel, Stellenbosch, South Africa, African Journal of Psychiatry Supplement, September 2011: 16.
- 31 **OJAGBEMI AA.** *Association between duration of untreated psychosis and baseline demographic characteristics among Nigerian patients with first episode schizophrenia.* Biological Psychiatry Congress, Protea Hotel, Stellenbosch, South Africa, African Journal of Psychiatry Supplement, September 2011: 16.
- 32 **OOSTHUIZEN PP.** *Should depression be treated by algorithm? A call to arms against Zombie science.* Biological Psychiatry Congress, Protea Hotel, Stellenbosch, South Africa, African Journal of Psychiatry Supplement, September 2011: 17.
- 33 **PIENAAR WP.** *Informed consent in psychiatric research - overrated and exclusionary.* Biological Psychiatry Congress, Protea Hotel, Stellenbosch, South Africa, African Journal of Psychiatry Supplement, September 2011: 18.
- 34 **PIENAAR WP.** *The interface of morality, bio-ethics and the law by case discussion.* Second Forensic Mental Health Conference, Educational Centre, Valkenburg Hospital, Cape Town, South Africa, Department of Health 2011: 3.
- 35 **RAS J.** *Audit of non-urgent general adult referrals to a state psychiatric facility.* Fifty-fifth Annual Academic Day, Faculty of Health Sciences, Tygerberg, South Africa, 2011: 192.
- 36 **RAS J.** *Audit of non-urgent general adult referrals to a state psychiatric facility.* Biological Psychiatry Congress, Protea Hotel, Stellenbosch, South Africa, African Journal of Psychiatry Supplement, September 2011: 18.
- 37 **REVINGTON N.** *Does the number of experienced abuses impact on measures of neurocognition in trauma exposed South African youth?* Fifty-fifth Annual Academic Day, Faculty of Health Sciences, Tygerberg, South Africa, 2011: 192.
- 38 **REVINGTON N.** *Does the number of experienced abuses impact on measures of neurocognition in trauma exposed South African youth?* Biological Psychiatry Congress, Protea Hotel, Stellenbosch, South Africa, African Journal of Psychiatry Supplement, September 2011: 32.
- 39 **ROOS A.** *Hair-pulling disorder (trichotillomania): white matter changes and their clinical correlates.* Biological Psychiatry Congress, Protea Hotel, Stellenbosch, South Africa, African Journal of Psychiatry Supplement, September 2011: 33.
- 40 **ROOS A.** *White matter integrity in trichotillomania is altered by illness duration and severity.* Fifty-fifth Annual Academic Day, Health Sciences Faculty, Tygerberg, South Africa, 2011: 193.
- 41 **ROSENSTEIN D.** *The state of child and adolescent cognitive behavior therapy in South Africa: a case series and oral presentation.* Biological Psychiatry Congress, Protea Hotel, Stellenbosch, South Africa, African Journal of Psychiatry Supplement, September 2011: 18.
- 42 **SEEDAT S.** *Contributory effects of childhood trauma to white matter tract injury in HIV (Human immunodeficiency virus) infected and uninfected women.* Biological Psychiatry Congress, Protea Hotel, Stellenbosch, South Africa, African Journal of Psychiatry Supplement, September 2011: 20.
- 43 **SMIT I.** *Neurological soft signs as an endophenotype in an African schizophrenia population - a pilot study.* Fifty-fifth Annual Academic Day, Faculty of Health Sciences, Tygerberg, South Africa, 2011: 193.
- 44 **SMIT I.** *Neurological soft signs as an endophenotype in an African schizophrenia population - a pilot study.* Biological Psychiatry Congress, Protea Hotel, Stellenbosch, South Africa, African Journal of Psychiatry Supplement, September 2011: 20.
- 45 **SPIES G.** *Neurocognitive outcomes in HIV and childhood trauma.* Fifty-fifth Annual Academic Day, Faculty of Health Sciences, Tygerberg, South Africa, 2011: 194.
- 46 **SPIES G.** *Neurocognitive outcomes in HIV and childhood trauma.* Biological Psychiatry Congress, Protea Hotel, Stellenbosch, South Africa, African Journal of Psychiatry Supplement, September 2011: 35.
- 47 **SULIMAN S.** *Memory, sleep and acute stress disorder.* Fifty-fifth Annual Academic Day, Faculty of Health Sciences, Tygerberg, South Africa, 2011: 195.
- 48 **SULIMAN S.** *Memory, sleep and acute stress disorder.* Biological Psychiatry Congress, Protea Hotel, Stellenbosch, South Africa, African Journal of Psychiatry Supplement, September 2011: 35.
- 49 **VAN DEN HEUVEL L.** *Prevalence and correlates of anxiety and mood disorders among TB and HIV infected Zambians.* Biological psychiatry congress, Protea Hotel, Stellenbosch, South Africa, African Journal of Psychiatry Supplement, September 2011: 23.

- 50 **VAN DER WALT L.** *Resilience and PTSD in the acute aftermath of rape: comparative analysis of adolescents versus adults.* Fifty-fifth Annual Academic Day, Faculty of Health Sciences, Tygerberg, South Africa, 2011: 196.
- 51 **VAN DER WALT L.** *Resilience and PTSD in the acute aftermath of rape: comparative analysis of adolescents versus adults.* Biological Psychiatry Congress, Protea Hotel, Stellenbosch, South Africa, African Journal of Psychiatry Supplement, September 2011: 36.
- 52 **VOGES J.** *Assessment of the verbal communication skills of medical students.* Fifty-fifth Annual Academic Day, Faculty of Health Sciences, Tygerberg, South Africa, 2011: 82.
- 53 **VOGES J.** *Assessment of the verbal communication skills of medical students.* Biological Psychiatry Congress, Protea Hotel, Stellenbosch, South Africa, African Journal of Psychiatry Supplement, September 2011: 36.
- 54 **WEICH LEM.** *Medical management of opioid use disorders.* Biological Psychiatry Congress, Protea Hotel, Stellenbosch, South Africa, African Journal of Psychiatry Supplement, September 2011: 24.

Izahluko zeencwadi

- EMSLEY RA, CHILIZA B, ASMAL L, DE FLEURIOT M.** 2011. "Long-acting injectable antipsychotics in early psychosis". In *Antipsychotic long-acting infections.* New York: Oxford University Press. Pp. 145-162.
- KATZ C, STEIN M, RICHARDSON JD, SEEDATS, SAREEN J.** 2011. "A review of interventions for treatment-resistant posttraumatic stress disorder". In *Different views of anxiety disorders,* InTech, Rijeka, Croatia (local name: Hrvatska). Pp. 251-270.
- MATSUNAGA H, SEEDAT S.** 2011. "Obsessive-compulsive spectrum disorders: cross-national and ethnic issues". In *Obsessive-compulsive spectrum disorders - refining the research agenda for DSM-IV.* Arlington, USA: American Psychiatric Association. Pp. 205-222.
- PIENAAR WP.** "Ethics in mental healthcare". 2011. In *Medical Ethics, Law and Human Rights.* Pretoria: Van Schaik. Pp. 203-222.
- VAN RENSBURG SJ, POTOČNIK FCV, KOTZE MJ, STEIN DJ.** 2011. "Antemortem markers in Alzheimer's disease". In *Principles and practice*

of geriatric psychiatry. Chichester: John Wiley & Sons. Pp. 299-303.

- WANG PS, AGUILAR-GAXIOLA S, ALONSO J, LEE S, SCHOENBAUM M, ÜSTÜN TB, KESSLER RC, BRUFFAERTS R, BORGES G, DE GIROLAMO G, GUREJE O, HARO JP, KOSTYUCHENKO S, KOVESS V, LEVINSON D, MATSCHINGER H, MNEIMNEH Z, OAKLEY BROWNE M, ORMEL J, POSADA-VILLA J, SEEDAT S, TACHIMORI H, TSANG A.** "Assessing Mental Disorders and Service Use Across Countries: The WHO World Mental Health Survey Initiative". In *The Conceptual Evolution of DSM-5.* Eds Regier DA, Narrow WE, Kuhl EA, Kupfer, DJ. Arlington, USA: American Psychiatric Publishing. Pp. 261-301, 2011.

Ukufundisa noqeqesho (kubafundi abenza isidanga sokuqala nabafundi abachongiweyo)

ABAFUNDI	INANI
Inani labafundi beMMed ababhalisele eli xesha lingentla ngama:	21
Inani labafundi beMMed ababhalisileyo ngama: 2012	22
Inani labafundi be-D ababhalisileyo:	16
Abafundi beDMed ba: (ngabaGqr. Chiliza noHawkridge)	2
Abafundi bePhD ba:	14
ABAFUNDI	INANI
Inani labafundi abaphumeleleyo beFC Psych Part II ba: (ngabaGqr. Sunet Bodenstien & Elsa du Toit & Mpogi Mashile)	3
Isidanga seMMed sinikezelwe ku: (Gqr Elsa du Toit)	1
Inani lezidanga zeD ezinikezelweyo zi: (ngabaGqr. Helen Ferrett & Georgina Spies)	2

Unyaka wokuqala wokuhlenganiswa kwekhosi iMBCHB III kunye ne-Allied Health Sciences (Pat AGB) kwaqakunjelwa ngokuyimpumelelo phantsi kwenkokheli uGqr. Helena Lategan, ukuze zihambisane nendlela yokufundisa ehlangeneyo yefakhthi

UNks Michele Ainslie waqeshwa njengoManejala wokufundisa nokuqeqesha noMququzeleli wenkonzo yoqeqesho kwiCandelo leNggqondo ngo-Januwari 2011.

Okuphunyezwe ngokukodwa.**uProf Robin Emsley**

- Wawongwa ngembasa ngeGranti iStanley Medical Research Institute Research Award Grant, yase-USA (2010 -2012)
- Ufumene iGranti iNEPAD yeziphumo zophando ezihlangeneyo ze-African Schizophrenia (2008-2012)
- Usebenze njenge:
 - Lungu leKomiti negosa leCandelo leSchizophrenia leWorld Psychiatric Association;
 - Lungu lequmrhu, leFakhalthi yePsychiatry The Colleges of Medicine of South Africa;
 - Ummeli wekomiti weSouthern African Biological Psychiatry Group;
 - Ngumsebenzi kwi-Internationale Neuro-Psychopharmacologicum;
 - Lungu lesigqeba elinika iingcebiso kwizizwe ngezizwe malunga neSchizophrenia International Research Society nekwali lungu lemfundo noqeqesho ukwakho nakwiKomiti ejongene nemali.
 - Ilungu leFakhalthi leLundbeck International Psychiatric Institute
 - Ilungu leFakhalthi iJanssens International Psychiatry Academy
 - Ilungu le-International Advisory Boards yeJanssen-Cilag, neServier waze wasebenza kwiibhodi zokuhlala ezisithoba zezizwe ngezizwe kunye nejonali enye yesizweemalunga nengqondo.

uProf Soraya Seedat

- Wayesebenzisana kunye nabaphandi base-UCT, wawongwa ngegranti yeminyaka emi-5 NIH (National Institutes of Health) ukuze enze izifundo ekuthiwa yi: " Mechanisms of HIV Neuropathogenesis: Emerging Domestic and Global Issues" (2009-2013).
- Wawonga ngegranti ye-African collaboration grant for a collaborative genetics study with uGqir Eugene Kinyanda weMRC HIV Unit eKampala, Uganda;
- Wonyuliwe kwi-International Scientific Programme Committee (ISPC) ye-10th World Congress yeBiological Psychiatry, Prague, Czech Republic 29 Meyi- 02 Juni 2011 waze
- Waqeshwa njenge ngomsebenzi owenza uphando kwi (i) Zambia AIDS-related TB study of "Common Mental Disorders among TB and HIV-

Positive Patients Accessing Treatment at Primary Health Care Facilities in Zambia" and (ii) "World Psychiatric Association Grant International Study of Student Career Choice in Psychiatry"

- wonyulwa njenge:
 - lungu leSenate leeKholeji zaMayeza zaMzantsi Afrika ngo-2009-2011;
 - lungu leWorld Federation of Societies of Biological Psychiatry: Task Force Committee on the Developing World: 2006- present;
 - lungu leCollegium Internationale Neuro-Psychopharmacologicum ukwakwikomiti yoMgaqo Siseko kunye nelingu lekomiti yemithetho yedolophu;
 - Ilungu le-American Psychiatric Association;
 - Umongameli weSouth African Society of Biological Psychiatry no
 - Sebenza njengoSekela Sihlalo wekomiti yeHealth Research Ethics, kwiFakhalthi
 - Yenzululwazi ngezeMpilo, kwiDyunivesithi yaseStellenbosch 2011-2013;
 - ukwanguMhleli uyiNtloko weJournal yeChild ne-Adolescent Mental Health ukusuka ngo-2010;
 - ukwasebenza njenge lungu leKomiti leSouth African National Committee ye-International Brain Research Organisation ukusuka ngo-2009-2011 waze wonyulwa kwakhona kwikomiti yeGranti iMRC ngo- 2010-2012.

uProf Christine Lochner

- waphinda wonyulwa njengelungu lekomiti leHealth Research Ethics, kwiFakhalthi
- Yenzululwazi ngezeMpilo;
- Wonyulwe njengelungu lekomiti elonyuliweyo lokufundisa abafundi abenza isidanga sesibini, kwiFakhalthi
- Yenzululwazi ngezeMpilo

uProf Willie Pienaar

- Ulilungu lekomiti leTygerberg Hospital Ethics,
- Lilungu leCandelo leBio-Ethics kwiFakhalthi
- Yenzululwazi ngeMpilo ne
- Umhlalingaphambili weMental Health Drug neForum yoNyango lwezibhedlele zengqondo ezihlangeneyo

UGqir Bonginkosi Chiliza

- weGranti iNational Research Foundation yokuphucula iziqinisekiso zemfundo ngo, 2011

- weNkqubo yomsebenzi i-Andrew Mellon Foundation Early Researcher, 2011
- Usebenza njengo;
 - Chair of the South African Society of - Mhlali ngaphambili weSASOP iqelana laseNtshona Koloni
 - Mhlali ngaphambili weSouth African YMCA National Board
 - Mhlali-ngaphambili wekomiti ye-Annual Academic Day kwiFakhalthi
 - Yenzululwazi ngezeMpilo.

uProf. Christine Lochner

- Ufumene imbasa yokukhenketha aze ahlawulweTrichotillomania Learning Centre;
- Uchongwe njengoyena usemncinci ukumbutho weYoung Affiliate ye-Academy of Sciences elungiselelwe ilizwe elihlumayo.
- (TWAS) yayivela eSub-Saharan Africa ilungiselelwe ixesha ukusuka ngo-2011 – 2015 yiTWAS I-ofisi yengingqi yeSub-Saharan Africa;
- Wonyulwa njengelungu elingmseki weSouth Africa Young Academy of Science (SAYAS) ngabe-Academy of Science of South Africa (ASSAf) (2011-2016);
- Ufumene igranti yeNRF ngo-2012-2013 (Inkqubo zokhuphiswano yeRated Researchers).

uGqr Laila Asmal

- Ufumene i-Oppenheimer Memorial Trust Award nenkxaso yokhenketho lwesayensi olwenzelwe inkqubo yokujonga kwicandelo leneuropsychiatry kwisibhedlele iMassachusetts General Hospital, kwidyunivesithi yaseHarvard University, eBoston, ngoJuni 2011;
- Wakhethwa ukuze azimase Inkqubo i-Early Career Psychiatrists Fellowship, iWorld
- Psychiatric Association Thematic Conference, Istanbul, ngoJulayi 2011;
- received a World Federation of Biological Psychiatry Travel Award and was selected for a iYoung Physician Leaders workshop, ekwiWorld Health Summit, eBerlin, eJamani (DRD Research Visit Grant), ngo-October 2011

uGqr Chris Verster

- ngummeli wecandelo labagula ngengqondo nelungu lekomiti lephondo lekhemisti nonyango.

OoGqr Sue Hawkrdige, Felix Potocnik, Chris Verster, Lize Weich noGerhard Jordaan

- ngamalungu e-Associated Psychiatric Hospitals' Mental Health Drug neForum yeTherapeutic

uGqr Rob Allen

- ngummeli wethu nelungu lekomiti yeMetro East Geographical Service Area
- nomngeneleli wephondo kwi-Annual Mental Health Day

uGqr Francois Pretorius

- ngumhlali ngaphambili we-SA Society for Mental Health kunye neZithulu ukwasebenza njengoyena gqirha unamava ogqwese kwicala elithile lamayeza kwi-Africa Contact Group yempilo yengqondo nobuthulu.
- UkwanguMhlali ngaphambili weKomiti YePhondo elungiselelwe impilo yengqondo. .

uGqr Gerhard Jordaan

- ulilungu leBhodi kwisibhedlele iLentegeur
- kwakunye nekomiti yeTygerberg Hospital Drug neTherapeutics

uGqr Inge Smit

- wawongwa njengeyona rejistra ibalaseleyo kwipresentashini ebiseBiological Psychiatry Congress eStellenbosch, ngoSeptemba 2011

uGqr Annerine Roos

- Ufumene i-awadi kwi-55th Annual Academic Day, kwifakhalthi yenzululwazi ngeZempilo

uNks Janine Roos

- uchongwe njengoyena uneposta ephumeleleyo kwiaqela le 'Interdisciplinary Health Sciences poster I-Academic Year Day "The Mental Health Information Centre of Southern Africa: A call centre with a difference"

uGqr Georgina Spies

- Ufumene igranti eyi-Improving Academic Qualifications (IAQ) ka-2011
- ne-awadi yokutyelela amazwe ngamazwe ngo-2011 ne
- Claude Leon Foundation yePostdoctoral Fellowship 2012 & 2013

ICANDELO LOTYANDO

ICandelo loTyando

Profesa B.L Warren

ICANDELO LOTYANDO

INTloko yeCandelo

UProfesa BL Warren

INTloko yeeNkonzo yeeNgcali zento yonke:

Utyand – Gqr JdeV Odendaal


Units

- **Ingcali yotyando ye-Gastroenterology**
uProfesa BL Warren (Head)
 - iMonday Firm – nguGqr AvV Lambrechts
 - iTuesday Firm – nguGqr J Lübbe
 - iWednesday Firm – UGqr JdeV Odendaal, noGqr S Hofmeyr
 - iThursday Firm – uGqr CE Cooper
- **INcali yotyando lwemithambo**
Profesa DF du Toit (INTloko), uGqr JdeV Odendaal, JP Mouton
- **INTloko-, INgcali yeNtamo- naMabele**
uProfesa JP Apffelstaedt (INTloko), uGqr KJ Baatjes
- **ICandelo loTyando labaXhalisayo**
uGqr CE Fourie (INTloko), I Aggenbach, N Ahmed
- **ICandelo labaTshileyo**
UGqr AE van der Merwe (INTloko), noGqr M Jansen
- **ICandelo labagula kakhulu**
UGqr AvV Lambrechts (INTloko okwexeshana)
- **INKonzo yoTyando yeSibhedlele iKarl Bremer**
Gqr AE Victor (INTloko)

Zingama-20 iirejistra kwisiseko –basebenzi seSibhedlele iTygerberg, kwakunye nomntu omnye oqeshwe siSibhedlele iKarl Bremer, esaseWorcester kunye neeRejistra ezi-2 ezisisongezelelo (eNigeria naseNamibia) bajikeleza unyanga-ntathu, ukunika inkonzo ekhankanywe kwezi yunithi zingasentla kwanokubandakanya nezinye iZibhedlele zePhondo.

Amanani Akhethiweyo

I-avareji yeebhedi ezisetyenziswayo e-C1D-East kwiwadi yolwamkelo lwabaza kutyandwa	181%
UNyango lweZigulane eziXhalisayo	18 494



Izigulane ekwakufuneka zamkelwe kwicandelo lokuphefumlisa	1 097
---	--------------

- **IYunithi yaBagula kakhulu** (zili-12 iibhedi zokuncedisa abasebenzi abakwezokonga)

Abaye bamkelwa	746
I-avareji yoBude beXesha lokuhlala	6 days
Abaswelekayo	44 (5.8%)

- **IYunithi yabaTshileyo**
(IYunithi yoGqithiselo zigulane yeSibhedlele esikhulu eNtshona Koloni: 22 iibhedi)

Ulwamkelo	58
I-avareji yoBude beXesha lokuhlala	13 days

IZIMVO

La manani abonisa uxinzelelo olumandla kwiinkonzo zotyando kwiSibhedlele iTygerberg kwakunye nemfuneko yokwenza isibonelelo sokukhawulelana nomthwalo oya ukhula minyaka le nakuleyo izayo.

Lo nyaka wawuphawulwa ngokononophelo olumandla lwezibonelelo ezisigxina, kodwa lubonakala lukho uphucuko, kuqokwa nokuqeshwa kwengcali yeYunithi iTrauma Surgery nolwangezelelo lwebhedi zokunyangela abo bameko iXhalabisayo nabaGula kakhulu ndawonye nokwanda/uphuculo lweWadi yokwaMkela ngo-2012 abaza kuTyandwa. Ezinye iimeko ezikhethiweyo zezigulane eziza kubonwa zingatshintshelwa kwiSibhedlele i-Eeste River zize zinyangelwe khona apho ngabasebenzi beSibhedlele iTygerberg, ngeli xesha kusenziwa uhambelo lokufikelelisa iinkonzo kwiSibhedlele iHelderberg.

Okwenziwe Okuphambili

UGqr AE (Elbie) van der Merwe, iNtloko yeYunithi yabaTshileyo wathiwa jize ngembasa i-Whitaker Award njengoyena ube negalelo kwimiba edibene nokutsha kwihlabathi lonke.

Bonke ababeviwa kwiiMviwo zokuGqibela kwiCollege of Surgeons baphumelela, oku kulenze eli ziko kwilizwe lonke ukuba libe lelona liphumelele ngomlinganiselo oli-100%. UGqr Helene Louwrens wafumana imbasa iDouglas Medal ngenxa yokuqhuba kakuhle kwiiMviwo kuma-90 abaviwa kwilizwe lonke kolu viwo. Yiminyaka mibini ngalo kwaye kokwesithathi kwiminyaka emi-6 iTygerberg/ University of Stellenbosch ifumana ukuwongwa ngolu hlobo lweMbasa.

ISebe le-Cardiothoracic Surgery

IsiShwankathelo:

Njengesetyana elincinane sinelunda ngenxa yokuba siziphumezile iinjongo zobonelelo ngeenkonzo kwakunye nokuzalisekisa imimiselo yethu malunga noqeqesho.

Izithuba:

IZITHUBA	INANI
lingcali/Abanini-zingcebiso	3
lirejistra	4
lingcali zePerfusion/ezeTeknoloji	3
OoSista be-Scrubs	2
Abasebenzi abancedisayo eThiyetha	4
OoSista beWadi	27
Abasebenzi abancedisayo bewadi	17
Abasebenzi becandelo lolawulo	3
Abacoci	7

IZITHUBA ZESESHINI	INANI
Izikhundla zeseshoni	1 x 25 yeeyure/ngeveki
	1 x 4 yeeyure/ngeveki
Izikhundla ezingenamntu	3 oosista bewadi
	3 oo-Staff nurses
	2 abasebenzi abancedisayo ewadini

Iziphumo:

IZITHUBA ZESESHINI	INANI
linkqubo zaseThiyetha	
Utyando olukhulu lwentliziyo	346
Utyando olukhulu lwemiphunga	224
Utyando olukhulu lwentliziyo ebantwaneni	50
Elabaxhalisayo	57
Abanye	148
Ulwamkelo ewadini	800
Utyelelo lweengcali zonyango	1 760
lintlanganiso zeenkalo ezininzi	138
Izifundo	132
Abasebenzi abakhethiweyo	20

Izimvo ngeziphumo:

Ukunika ingqalelo abasebenzi abambalwa kunye nezinto eziyimiqobo zase-ICU, kwindawo yokunonotshelwa kwabaxhalisayo, kunye neebhedhi zewadi, isetyana eli liye lanako ukufumana iziphumo ezihle kwaneziphumo ezihamba phambili zokunyamekelwa kwezigulane. Sibe nako ukuza namanani-nkcazo aziziphumo ezinokuthelekiseka kunye nezona ziphambili kuMzantsi Afrika naphesheya.

Uphuhliso lwezibonelelo:

- Umatshini omtsha wentliziyo wathengwa
- Kwaye kwaphuculwa izintlu zotyando
- Laphuculwa igumbi lokulinda
- Lwenziwa uphicotho ngolwaneliseko lwezigulane

Intsebenziswano:

KwiSizwe

- Intatho-nxaxheba yeenkomfa zesizwe
- Intsebenziswano kunye namanye amasetyana yeyunivesithi

KwiCandelo labucala

Ubambiswano kwanokugcinwa kwentsebenziswano kunye namahlakani kwizibhedlel ngezibhedlele ezizimeleyo

Izizwe zehlabathi

- Ukubakho kwabantu kwinkongolo yezizwe zehlabathi
- Ukubakho kwiikhosi zesizwe zehlabathi
- Ukunxulumana namasetyana apha sheya kolwandle

linkqubo zokusa iinkonzo kuluntu:

Ngexa yokuba umsebenzi weli setyena umninzi akuzange kubekho zinkqubo zokusa iinkonzo eluntwini ezakha zenziwa

linkqubo zoPhando:

Izinto ezipapashiweyo	3
IiNcwadi ezithengiweyo	3

UkuFunda noQeqesho:

Abangekathwesa sidanga	150
Asele bethweswe (abaqhubekayo)	4
Abafundi abakhethiweyo	20

ICandelo leNurosejari**Profes H.B. Hartzenberg****IsiShwankathelo**

Ngo-2012 iingcali ziye zathweswa izidanga kwicandelo njengeeNeurosurgeons (Oogirha abaziingcali kutyando lwengqondo nomnqonqo) uGqr A. Gretschel no F. Taleb. Zonke izikhundla kuye kwaqeshwa kuzo kulo nyaka ngokunjalo nesikhundla sobungcali esathi sanikwa uGqr Armin Greschel omnye wabathweswe izidanga.

Icandelo liye lanikela ngezixhobo ezibalulekileyo ezibini eziza kuthi zibe luncedo kakhulu kulawulo lwezigulana ezizo kwenziwa utyando lwemithambo_luvo . Ezi zixhobo zobuchwephesha ziquka iNeuronavigation (sisixhobo esibukhompuyutharha esithi sisetyenziswe ngooqgirha boqhaqho njengesikhokelo xa besenza uqhaqho lwengqondo nelo mnqonqo) enemagnethi ngokunjalo ne-endoskopu (isixhobo sokubona apha ngaphakathi

Inani leendibano zocweyo loqeqesho lweerejistra ayehlinzekwa nguGqr Ian Vlok noGqr A. Gretschel othi enze uqhaqho kwizigulo zomqolo kwisibhedlele iWorcester. Le yinkqubo ebalulekileyo yokufikelelisa iinkonzo eluntwini.

linkqubo zoPhando:

IZITHUBA (ZESIGXINA)	INANI	EZINABANTU
Iingcali	3	3
Iirejistra	5	5
Ezingenazikhundla lirejistra ezingenazikhundla	2	2

Iingcali ezikheselayo-lyure ezingama	20 ngeveki
--------------------------------------	------------

Isiphumo

IZIGULANA EZINGALALISWAYO	INANI
Izigulane ezingalaliswayo: Eziqalayo ukuza	822
Ezilandeleyo	2236
Zizonke	3058

ULWAMKELO:	INANI
Abantwana:	35 ziimeko zononophelo oluphezulu 215 ewadini.
Iibhedli zabantu abadala zizonke	52
Ulwamkelo kumawadi e-A4 west	2740
Unyango olumandla	472
E-A4 east	553
Iilonke labamkelweyo: kunye nabasuswa kwelinye icandelo basiwe kwelinye kwalapha	4015
linkqubo zasethiyetha:	
Ithiyetha echongiweyo yoTyando olunxulumene	319
Unyango olungxamisekileyo ethiyetha:	353
Inani lilonke	672

Izimvo ngesiphumo

Kukho impumelelo emandla kwiinkalo zonke xa kuthelekiswa nonyaka ophelileyo. linkcukacha manani zifunyenweeclinicon kwaye ukuchaneka kwazo akuqondakali. Ulwamkelo lukwaquka ukutshintshelwa kwezigulana kwamanye amacandelo kwalapha kwiyunithi yotyando olunxulumene nemithambo_luvo.Umzekelo isigulana esilaliswe kwiwadi lonyango oluphezulu i-A4 sinokusiswa kwiwadi kawonkewonke i-A4west kwaye sinokuphinde sitshintshelwe kwiwadi A4east.

linkqubo ezifikelelisa iinkonzo eluntwini/Inkonzo yoluntu kwanonxibelelwano.Nceda ugxile kumaphulo ka-2011, ngakumbi kwi-wrt MDG kunye nezinye iiprojekthi zase-Afrika.

UGqr Ian Vlok noGqr A. Gretschel ngentsebenziswano noGqr STELLMED bafundisa amatyeli amaninzi ngomenzakalo engqondweni.

UProfesa HB Hartzenberg bafundisa abongikazi kunye namaqela enxaso malunga noqhaqho lokulungiswa kobuso(Craniofacial surgery) kunye

nengozzi ezingomenzakalo wengqondo ePanorama Medi Clinic.

UGqr lan Vlok uchophela iNtlanganiso ehlala ngenyanga yeCape Spine kwiSibhedlele iTygerberg kubacebisi baBucala nabaseBurhulumenteni nakwiirejistra

Utyando loMnqonqo eWorcester njengoko kukhankanyiwe ngasentla.

Kuzwelonke:

ISociety yeNeurosurgeons eMzantsi Afrika (Society of Neurosurgeons in SA). Eli candelo liphantsi koBunkokeli bukaProfesa HB Hartzenberg abangabaququzeleli be -22nd biennial congress of the Society of Neurosurgeons SA. Inkongolo iya kuba ngomhla wesi-3 ukuya kwisi-6 ku-Okhthobha ka-2012.

ICandelo laBucala :

Ikakhulu iinkampani ezohlukeneyo ezifana neSouthern medical; iKarl Storz; iSynthes; iBaroque Medical, iMedtronic kunye neJohnson and Johnson. Iisemina kunye neendibano zocweyo apho kufundwa ngobume bomzimba, oko kusenziwa kumzimba womntu ongasekhoyo, olo cweyo lwenziwa ngobambiswano kunye nezi nkampani.

KwiZizwe zeHlabathi:

ILondon School of Hygiene and tropical medicine: liprojekhthi zophando

Okuphunyeziweyo

1. Vlok AJ, Dunn RN, 2011, Spondylotic spondylololthesis: Surgical management of adult presentation.
2. Hardcastle P, 2011, Tuberculosis of the skull with associated cranio-cervical subluxation Taleb F, Vlok AJ, 3 Proceedings National Combining structural and functional MRI with 3D model printing as a neurosurgical planning tool. Abstract 200. 2011 Spottiswoode B, Chung YC, Engelhardt S, Gretschel A.
3. Vlok AJ, 2011, Proceedings National Shallow water diving injuries – Devastating but Preventable.
4. Gretschel A, 2011, Masters completed: Transcranial stab wounds – A retrospective analysis to assess the incidence of septic complications following penetrating stabwounds to the head.

Amaphepha athe afundwa kwiCandelo leNzululwazi yezeMpilo kumcimbi weMfundo ephakamileyo yofundo lwamaphepha kwityeli lama-55. :

1. Vlok AJ, National Shallow water diving injuries – Devastating but Preventable.
2. Gretschel A, Transcranial stab wounds – A retrospective analysis to assess the incidence of septic complications following penetrating stabwounds to the head.

Ukuzinyaswa kwenkongolo/Ukwenziwa kwentetho

UProf HB Hartzenberg wenze intetho malunga nezinto ezingaqinisi mnqwazi kucweyo lweCraniofacial surgery ebelubanjelwe kwiSibhedlele saBantwana iRed Cross Memorial ngoDisemba.

UProfesa HB Hartzenberg wazimasa inkongolo yonyaka yeSpine society of SA eDrakensberg ngoMeyi ka-2011.

UGqr lan Vlok wazimasa inkongolo ye-Eurospine eMilan ngoSeptemba ka-2011.

Ukufundisa noQeqesho (abafundi bezidanga zokuqala, abafundi abasele befumene izidanga zokuqala, kwanabafundi abasuka kwamanye amaziko).

Sifundisa sikwaqeqesha abafundi abenza izidanga zokuqala sikwenza kwanovavanyo ngethuba lebloko yeNeuroscience (Inzululwazi enxulumene nengqondo nomnqonqo); ifiziyo kunye neye-occupational therapy pathology. Siqeqesha abafundi abenza izidanga ezilandela ezokuqala babe ziiNeurosurgeons (Oogqirha abaziingcali kuqhaqho lwengqondo nomnqonqo). Sikwanika uqeqesho kwi-orthopedic rotator (kumxokelelwane odibanisa amathambo nomnqonqo) njen-genxalenye yoqeqesho kunyango ngotyando lwengqondo nomnqonqo.

UProfesa HB Hartberg uvavanya abafundi abahlalele iimviwo zokugqibela kwiikholeji zoNyan-go zoMzantsi Afrika kwineurosurgical (kutyando olunxulumene nemithambo-luvo). Ukwavavanya nabafundi abenza unyaka wokugqibela be- MMed Neurosurgery (bezifundo zoQhaqho lweNgqondo noMnqonqo) kwiYunivesithi yaseStellenbosch; kwanabafundi beMMed Neurosurgery (bezifundo zoTyando noMnqonqo) abenza unyaka wokugqibela kwiYunivesithi yaseFreyistata nabeYunivesithi yaKwaZulu gokunjalo.

UGqr Ian Vlok ebekwicandelo lekholosi i-AO Advance ngoJulayi ka-2011 eRhawutini ngokunjalo kwaneCandelo elilungiselela intlanganiso IGASS ekupheleni kuka-2011.

UGqr Ian Vlok ukwavavanya abafundi bezidanga zokuqala ngokunjalo neemviwo ze -The CMSA neur-anatomy.

UProfesa Hartzenberg uye wenza intetho kumacw-eyo oqeqesho abesingathwe nguCodman ePitoli ngoJulayi ka-2011.

Okuphunyezwe ngokukodwa

UProf H.B. Hartzenberg waqeshwa njengelungu lekomiti elawulayo ye4-CHRASH 3, uvavanyo lwezizwe zehlabathi leLondon School of Hygien and Tropical Medicine.

ICANDELO LE-OFTHALIMOLOJI

Prof David Meyer

Isishwankathelo

Le ngxelo yonyaka ibonisa umsebenzi owenziwe ngokuzimisela kwabasebenzi bonke beCala le-Ofthalamoloji abathe phantsi kweemeko ebezingelula, kodwa bawenza ngempulelo enkulu umsebenzi wabo benceda izigulane ezikwiindawo ezingamazikwana aphantsi kweli ziko-mpilo bengapheleli nje kuwo, koko bedlulela nangaphaya kwemida emiselweyo, nakuba bambalwa ngendlela engancomekiyo benjalo oonesi abasebenza ngezigulane ezingalaliswayo nabasebenzi bezenkxaso.

Ngo-2011 zazingama-23 844 izigulane (kwaza kuzo ezingama-22 714 zafumana unyango kanti ezilu-1 130 zaye zahlolwa amehlo kuphela) kwicandelo lezigulane ezingalaliswayo, kwaza oko kwalenza eli candelwana lonyango lesi sibhedlele lalolona lakha laxakeka ngokuphathelene notyando – kanti la manani angaphantsi ngomlinganiselo oyi-5.8% kunonyaka ophelileyo.

Izigulane ezangeniswa kuwadi (D7, D4, no-G4) zelizilolwe inani lazo ibe ngama-2 962 – nani elo lifanayo nelango-2010 elalingama-(2 918).

Abenziwa utyando babengama-2 662 kanti ngo-(2010 babengama-2176), xa eli nani lisahlulahlulwa kuphuma u-436 imisebenzi yotyando olungephi (kanti yayingama-216 ngo-2010), yayili-1467 (1070 ngo-2010) yaza yangama-(1059 ngo-2010) ibe yimisebenzi engephi engama-759 yotyando eyathi yenziwa emehlweni{ukwengulwa}. Oku kubonisa ukunyuka ngomlinganiselo wama-22% uwonke

umsebenzi wotyando ebudeni bonyaka ophelileyo, unyuke ngomlinganiselo oyi-102% umsebenzi wotyando olungephi (owawusenziwa isikakhulu ngeenaliti ze-Avestin intravitreal), ize unyuke ngama-37% umlinganiselo kutyando olumandla (olwenziwa licandelwana lobungcali obubodwa notyando lwabenzakeleyo). Umlinganiselo kwimisebenzi yolwangulo lwamehlo imana ukuhla kancinane, kuba yayingu-16% ngo-2010 kanti uhle nge15% ngo-2011. Unyukile ukusuka kuma-909 ngo-2010 umlinganiselo wemisebenzi yotyando ngeleyiza waya kutsho kwi-1241 ngo-2011 into ethetha ukuba unyuke ngama-(27%).

Ngexesha leenzame zokunatyiswa kweenkqubo ngobanzi zingama-45 iinkqubo zotyando ezenziwa eNamibia.

Unyuke ngokuphawulekayo uwonke umlinganiselo wokubonelela ngeenkonzononkwa ngokwamanani- nkcazo oogqirha. Oku kwenzeka ngaxeshanye nenkqubo yofundo nemfunalwazi/uphando, eyayikhankanyiwe kwingxelo yophando olupheleleyo lweYunivesithi yaseStellenbosch. Oorejistra abane bafumana izidanga ze-MMed ngo-2011.

Sibulela kakhulu ke ngoko kumntu ngamnye owayezinikele kulo msebenzi, ingakumbi abasebenzi bezonyango.

Abasebenzi

IZITHUBA (ESIGXINA)	INANI	EZINABANTU
UProfesa	1	1
iNtloko yeCandelo	1	1
INgcali	3	2
IRejistra (inani kuphela)	10	10
IGosa lezoNyango	3	3

IZITHUBA (ZEESESHINI – ZINGAPHI IYURE NGEVEKI)	INANI	EZINABANTU
lingcali zonyango	1	6
Izikhundla zabangasebenzi sigxina	1	5/8
Izikhundla zababambeleyo	0	0
Izikhundla ezifana nezisigxina	5	5
Inani leebhedi (ezisebenzisekayo)	D7=31 G4=4	35

Isiphumo**IZIGULANE EZINGALAL-ISWAYO ZIYE ZABONWA****Zizonke: 23 844****liklinikhi ezinobungcali:**

1. Elokunyanga iRetina (ukhozo olumhlophe lweliso)
2. Elotyando lwe-Retina
3. ICandelwana lamahlo labantwana
4. Utyando oluselisweni
5. Ikhoniya nomphakathi weliso
5. Uhlolo lwamehlo (ziyi-1130 izigulane ezahlolwa amahlo kwiklinikhi zamehlo)

BEBONKE ABAMKELELWA UKU-LALISWA (D7, D4 AND G4):**2962**

IINKQUBO ZASETHIYETHA	INANI
Izigulane ebezinengxaki	
emithanjeni yamehlo	1467
Utyando olungephi	436
Ulwengulo lamahlo	759
Zizonke	2662

IINKQUBO ZOTYANDO NGELEYIZA	INANI
i-Yag laser	580 (AxTrap)
i-Argon laser	579 (AxTrap)
i-Diode laser	82
Iyonke	1241

Izimvo ngesiphumo

Kungelishwa ukuba imeko yonyango lwamehlo ibe isenziwa isikakhulu kwiPhondo leNtshona Koloni zizibhedlele ezithathu ezikhulu kwiPhondo. Kambe nakuba kunjalo iinkonzo ze-offthalmoloji kumazikwana ancedwa zezi zibhedlele ziyaphucuka noko ezi nkonzo (ok.kkt. eWorcester nasePaarl) ubunzima esijongene nabo isibhedlele iTygerberg ngokwezibonelelo kufuneka kuhlangatyezwane nabo bungabi kweli qondo bukulo ngoku.

Izigulane ezingalaliswayo ezibonwa kwicandelwana le-offthalmoloji elikwesi sibhedlele lelona lixakeke kakhulu kwezotyando kuba lalibone izigulane ezingama-23 844 ngo-2011. Oku kubonisa ukhula okungephi ngomlinganiselo oyi-5.8% ebudeni bonyaka u-2010. Inkqubo yotyando lokwengulwa kwamehlo yehla ngomlinganiselo oli-16% ukusuka kwi-1059 ngo-2009 ukuya kuma-890 ngo-2010 laza kwakhona lehla iqondo ngomlinganiselo oyi-15% ukusuka kuma-756 ngo-2011 libonisa ukuba iimeko ezifuna ukuqwalaselwa kwiziko-mpilo elikhulu

nomenzakalo zazithunyelwa eTygerberg Academic Hospital njengokuba oku kwakudla ngokwenzeka kwixa elingaphambili, apho oku kwakulidlelelela ixesha lotyando elincinane kakade elilungiselelwe utyando iimeko ezithile zokwengulwa kwamehlo

Izibhedlele ezikhulu azinako ukwenza iinkonzo ezilindelekileyo ze-offthalmoloji ngenxa yokuthi gqolo linyukainanilabantu, yiloo nto ke kwaye kwasungulwa amacandelwana/iiyunithi zokunyanga amehlo ezingekho kwezi zibhedlele, ezikumaziko onyango enqanaba lesibini zisahlala zithatha ixesha elide ukunceda abantu abanengxaki yamehlo.

Eli Phondo kwakhona lifuna ukuba kuqwalaselwe ukwenziwa kwesibhedlele esinye esikhulu ibe siso esisebenza iingxaki zamehlo kwiphondo size sinediswe ngamaziko amabini ezonyango enqanaba lesibini akumaziko-mpilo amabini amakhulu afundisayo.

Iinkqubo zokufikelelisa iinkonzo kuluntu

- Iirejistra zathunyelwa kwindibano yocweyo yesizwe apho kwakuboniswa ngenhlela yokuThintela ukungaboni, eyayixhaswe ngezimali yiCommunity Eye Health Institute, iYunivesithi, apho kwathabatha inxaxheba ekuyileni iindlela zePhondo zonyango nokuthintela ukungaboni.
- Unabiso-nkonzo eMzantsi Afrika: Icandelo eli lawanyusa amaqondo okunabisa inkqubo, oko ekwenza ebambisene ne-NGO's ezifana ne-Bureau for Prevention of Blindness, ibe yi-SA Air Ambulance Service neLion's International. Iinkonzo zethu zonyango nezotyando aziqhubi kakuhle mayela noncedo ngeenkonzo kuloo mimandla inganikwa zinkonzo kakuhle kunye needolophana ezikumaPondo iNtshona Koloni nelomNtla xa zifuneka.
- Unabiso lwenkqubo yonyango lweAfrika: INamibia: Ilizwe elingummelwane wethu, iNamibia lalimenyiwe izihlandlo ezithathi ngo-2011 nguProf Meyer ngexesha wayesenza utyando olwalunobunzima lwe-offthalmoloji kwiimeko ezizodwa kwiSibhedlele soRhulumente eWindhoek njengophawu lokubonisa ubulungisa. Ngexesha lolu tyelelo lokuya kubona imisebenzi yofundo kuqukwa utyando nobuchule kwezonyango oluye ludluliselwe koogqirha botyando ndawonye neeseshini zangokuhlwa zofundo ezihamba nemisebenzi yeCME ezenziwa nguProf D Meyer. Kwenziwa imisebenzi yotyando emihlanu licandelwana lobungcali kwaza kwabonwa izigulane ezili-131 eWindhoek ngale veki inye yotyalelo.

INtsebenziswano

1. Amacandelo ofundo nawezonyango e-Ofthalmoloji kwizibhedlele iGrootte Schuur, iRed Cross neTygerberg Academic ezibambisene ngokuhlala iintlanganiso ngohlanganyelo ezibakho qho ngekota, oko kusenziwa kudityenwe neOphthalmological Society of South Africa nangokutshintshiselana ngabahloholi. Intle intsebenziswano ephakathi kwala maziko mabini.
2. Umsebenzi wentsebenziswano ngophando mayela nezigulo zeretina uyaqhubeka phakathi kweli cala kunye necandelo leHuman Genetics kwiYunivesithi yaseKapa.
3. Eli candelo liqeqesha irejistra ibenye ngexesha yeNational Defence Force kwi 2 Military Hospital. Le ntsebenziswano iqhube ngempumelelo phantse iminyaka engama-20. Irejistra entsha ifike kweli Candelo ngo-2011.
4. Irejistra yokuqala ifike ngo-2008 yaye ibonelelwa ngemali liPhondo lomNtla. Emva koqeqesho ngo-2011 le ngcali yabuyela kwiSibhedlele saseKimberly ekupheleni ko-2011 ukuze inike iinkonzo zobungcali kwesa sibhedlele.

Icandelo labucala

1. ISibhedlele iCape Eye, njengenxalenye yeqonga elisesikweni lokufundisa labafundi asele benesidanga, esi sibhedlele siyafundisa sikwanika nenkxaso kwezobugcisa bezixhobo zokusebenza noqeqesho (umz. ukutyandwa kwamehlo nge-Excimer Laser kunye notyando-fakelo lwekhoniya) izinto ezo ezingekafunyanwa ziirejistra zethu kwiSibhedlele iTygerberg Academic.
2. ITygervally Eye and Laser Centre ivumile nayo ukuzinika imvume iirejistra zeFaculty of Health Sciences ukuba ziye kubona zifunde nokufunda. Oku kubaluleke kakhulu njengoko kukho i-Femtosecond laser kuphela eNtshona Koloni.

Izizwe zehlabathi

Irejistra yokuqala engelolungu labasebenzi evela kwelinye lamazwe aseAfrika ngo-Epreli 2008 oxhaswa ngezimali liSebe lezeMpilo neleNtlalontle laseNamibia. Lo mfaki-sicelo uzigqibe ngempumelelo izifundo zakhe ze-CMSA Fellowship kwi-Ofthalmoloji ngo-2011 uya kubuya ngo-2012 sele ezigqibile izifundo eyingcali evunyiweyo kwi-ofthamoloji, kwaye uza kusebenza kwilizwe laseNamibia.

Okuphunyeziweyo

Amanqaku eJenali (exhaswe ngezimali)

- O'Connell N., Freeman N., Rabie H., Cotton M.F. *Presumed cytomegalovirus retinitis in human immunodeficiency virus type I-infected South African children.* **Pediatric Infectious Disease Journal** 2011; 30(6): 2.
- Oystreck D.T. *When straight eyes won't move: phenotypic overlap of genetically distinct ocular motility disturbances.* **Canadian Journal of Ophthalmology/Journal Canadien d'Ophthalmologie** 2011; 46(6): 477-480.
- Rautenbach R.M., Bardien S., Harvey J., Ziskind A. *An investigation into LOXL1 variants in black South African individuals with exfoliation syndrome.* **Archives of Ophthalmology** 2011; 129(2): 206-210.
- Whigham B.T., Williams S.E.I., Liu Y., Rautenbach R.M., Carmichael T.R., Wheeler J., Ziskind A. *Myocilin mutations in black South Africans with POAG.* **Molecular Vision** 2011; 17: 1064-1069.
- Smit D.P. *Allergic conditions of the eye.* **South African Family Practice** 2011; 53(5): 425-430.

Journal articles (non-subsidised)

- Meyer D. *Serendipity, the humble case report and modern health science challenges.* **Middle East African Journal of Ophthalmology** 2011; 18(4): 303-304.
- Smit D.P. *Complications of contact lens wear: what pharmacists should know.* **South African Pharmaceutical Journal** 2011; 78(8): 31-34.

Chapters in books

- Freeman N. "Pediatric Glaucoma". 2011. In *Pediatric Ophthalmic Surgery*. New Delhi: Jaypee Brothers Medical Publishers. pp. 181-184.

UkuFundisa noQeqesho

Abafundi abangekabinazidanga: Kubekho imfuneko eyathi yabonakala yokwenziwa kolunye uqeqesho lezonyango kwanokuphuhlisa kwekharithulam kwinkqubo ye-MBChB kwizifundo zengxaki zemithambo esemheleni. Kuthi ngenxa yokuba abasebenzi bebulawa ngumsebenzi kwaye abakwazi ukuzinika ithuba elaneleyo loqeqesho kwezonyango nophuhliso lwekharithulam, Icandelo laye lafumana enye imali kwiSebe leMfundo ukusinceda sikwazi ukuqesha iingcali ezimbini eziya kusebenza isigxina njengabahloholi abaza kuqhuba uqeqesho olusisongezelelo ngokubhekiselele

kwiindlela zokuhlola amehlo nokucokisa ikharithyulam kwizifundo ze-offthalimoloji. Ngo-2011 amanqaku omhlohli kwizifundo ze-offthalimoliji aye ahlaziywa kwisi-Afrikansi nasesiNgesini. Xa luphuculwe uqeqesho kukanjalo nokuzithemba kwabafundi bezonyango kwimisebenzi abayenzayo yokuhlola amehlo ekufuneka iphuculwe nayo njengesiseko sabo solwazi kwanobuchule kwizifundo ze-offthalimoloji.

Uqeqesho lwabafundi asele benezidanga zokuqala: Kwaye kwaqatshelwa ukuba ikhona imfuneko lwevitreo-retinal surgery kwizifundo zesidanga esilandela esokuqala kwaye oku kwahlangatyezwana nako ngokuqeshwa komhlohli onobuchule obubodwa oya kunceda abafundi abenza i-MMed qho esiza ngokweseshini ngenjongo yokukhuthaza unyango lwezigulane zokuphucula iziphumo zotyando. Umvuzo wale ngcali wenziwa ngemali yeSebe leMfundo

ICANDELO LOTYANDO LWAMATHAMBO

UProf G.J Vlok

IsiShwankathelo

ISebe elijongene nokulungisa izikhwasimla zokulimala ezibangelwa kukugula nomonakalo emathanjeni nakwimisipha lisebenza ngokupheleleyo:

- linkonzo zasemva kwexesha lomsebenzi
- linkonzo zezigulana ezingalaliswanga
- likliniki ezizodwa
- linkonzo zokusebenza
- Uqeqesho lwabafundi abenza izidanga zokuqala nezingaphezulu kwesokuqala

Abasebenzi

IZITHUBA(EZESIGXINA)	INANI	EZINABANTU
UProfesa & UProfesa oyiNtloko	1	1
Abacebisi	8	8

IZITHUBA (ISESHONI- ZINGAPHI IYURE NGEVEKI)	
	INANI LEZINABANTU
lisesihoni ezizodwa zeeyure ezili	13 ngeveki
liyure ezingama	20 ngeveki

Umthombo wesiphumo

IZIGULANE EZINGALALISWAYO	INANI
Izigulane ezingalaliswayo zase-C68 West	
Ikliniki yesandla	6483
Ikliniki yomnqonqo	793
Ikliniki yehleza neyedolo	1196
Ikliniki yabantwana	2308
Ikliniki yenyawo	1075
Ikliniki yegxalalaba	186
Iiplasta	511
Amalaphu okubopha izilonda	2598
Izigulana ezingalaliswayo zase C68 East	
Ikliniki yoMenzakalo	9347
Ukulungelelaniswa kwezikhwasimla emzimbeni	5224
Amalaphu okubopha izilonda	2673
G Iiplasta	2988
Iingxwelerha zasemva kwexesha lomsebenzi:	
- Umenzakalo osesandleni	1690
- Koueverwysings / limeko ezingangxamisekanga	989
Umenzakalo onxulumene nobulima	5467
Zizonke	8146

IZIGULANE EZINGALALISWAYO	INANI
Imini yoqhaqho lwe-Orthopaedic	773
Uxilongo lwe-X-reyi	18 458
Izigulana ezithe zaxilongwa	24 318
Uqhaqho ekulungiswa ngalo apho kudibana khona amalungu Uqhaqho olubuyekeza	
Amahleza	127
Amadolo	80
Ulwamkelo kumawadi: (Kusoloko kusetyenziswa abasebenzi ngobuninzi babo)	
Ulwamkelo lwabantwana abalungiswa ubulima kukugula okanye umonakalo	1157
I-A3 West	831
I-J6	791
I- A3 East	149

Izimvo ngesiphumo

Kukho umthwalo omkhulu malunga noluhlu lwabalindileyo kangangeenyanga ezi-6. Izigulana sihlala sizihlela ngokubaluleka okanye ngokuphatheka kwazo, kwanokuthunyelwa kwezigulana kwizibhedlele ezikufutshane ukulandelela.

Uphuhliso nophuculo lwezixhobo

Izixhobo zihlala zithengwa ngakumbi ngomnikelo weziko. Umnikelo omkhulu ngumxokelelwane womatshini wokuphonononga umnqonqo.

Inkonzo yokufikelelisa iinkonzo kuluntu

Inkonzo yokufikelelisa iinkonzo kuluntu yenzelwe iSikolo iPaarl saBantwana abaKhubazekileyo ngokunjalo neSibhedlele iHelderberg.

Intsebenziswano

Iingcali zoqhaqho zabalungisa izikhwasimla zokulimala ezibangelwa zizifo okanye umonakalo emathanjeni nalapho kudibana khona amalungu kwicandelo labucala zineda ngoqeqesho

Okuphunyaziweyo

Abafundi abenza izidanga ezingaphezu kwesokuqala bazakunikeza izifundo kwiinkomfa abahlonitshiwayo kuzo.

Ukufundisa noQeqesho

Kukho abafundi abenza izidanga ezingaphezulu kwesokuqala abali-16 kwanentlaninge yabafundi abangekabinazidanga zokuqala abatshintshanayo ngokuza kwicandelo.

Okube yimpumelelo

Isebe limelwe kwiKholeji yoNyango (College of Medicine) nakwiSigqeba seeKomiti yeQumru elijongene nokuLungiswa koMenzakalo eNxulumene noBulima (Executive Committees of the Orthopaedic Association).

ICANDELO LOTYANDO LWABANTWA

UProf S.W. Moore

IsiShwankathelo

Icandelo loTyando lwabantwana kungokunje lisebenzisa iibhedi ezili-15 kwa-wadi G4, kodwa babengaphezu kwama-50% ezigulane zabo ezazilele kwiibhedi zenkonzo yonyango lwabantwana ngaphandle kwale wadi.

- Icandelo loTyando laBantwana lalalisa izigulane ezili-1002 kwiwadi G4 ngo-2010 (Clinicom)
- Ama-226 ezigulane ezingxamisekileyo ezilalisiweyo nezithunyelweyo ezingabantwana kwiwadi zaBantwana zaye zaxilongwa.
- Iintsana ezisanda kuzalwa ezingama-96 zaye zenziwa utyando oko kusayanyaniswa necandelo leentsana.
- Ukongeza koku kukho nezigulane zathunyelwa zisuka kwalapha esibhedlele ezingama-1045

kwaye izezingalaliswayo (Clinicom) ezibonwa kwiikliniki ezi-2 ezinobungcali obubodwa iikliniki zaBantwana zotyando kunye ne-ano-rectal clinic).

- La manani akazibonisi zonke izigulane ezazingeniswa mihla le ngokuthunyelwa kwicandelo lonyango olungxamisekileyo zivela kwicandelo lolwamkelo laBantwana elikwaG ezantsi.

Iinkqubo zotyando

- Ixesha elikhoyo (Iincinane kakhulu) lingonela nje ukuba kusetyenziswe izigulane ezingama-706 kwezo nkqubo zotyando zikhethiweyo. (izintlu zaseThiyetha).
- Zazili-136 iinkqubo zotyando ezenziwayo ngaphandle kwezo zotyando lwemithambo ezisoloko zibalelwa kwi-Intensive care nakwezinye iyunithi].
- Kukwakhona noluhlu lwethiyetha yasemini (usuku olu-1 olunesiqingatha ngosuku/ngeveki) [iimeko zengulo ezingama-254] kanti iyure yokuqala yoluhlu lwabaza kusikwa amathumba iye isetyenziselwe abantwana apho abasebenzi baye bancede abasebenzi abazii-intern

Abasebenzi

IZITHUBA (ISIGXINA)	INANI	EZINABANTU
Ugqirha	2	2
Irejistra	1	1
Igosa lonyango	1	1

IZITHUBA (EZESESHINI – ZINGAPHI IYURE NGEVEKI)		
UGqirha	16 iiyure	16 iiyure

Isiphumo

IZIGULANE EZINGALALISWAYO	INANI
Abangalilswanga:	1 275
IiKliniki ezinobungcali obubodwa: abathunyelwe kwa/ngu G ezantsi	551
Abangenisiweyo:	1 284
Iinkqubo zaseTyhiyetha:	
Utyando loxeshana	614
Kwithiyetha enkulu [653 iinkqubo ezikhethiweyo zotyando + 314 zokungxamisekileyo]	967
Ezinye iinkqubo zotyando	260
Bebonke:	1 841*

*(kuseza kuqwalaselwa)

Izimvo ngesiphumo

Uyanda umsebenzi wokusebenza izigulane ngenxa yeshifiti yaseKhayelitsha zibe zimbalwa izixhobo

Uphuculo lwezibonelelo

- I. UKulungiswa kwegumbi leSemina kwawadi G4 kusenziwa ngenjongo yeentlanganiso nokufundisa
- II. Ukuhlaliswa kwe-ofisi yeCandelo kwa-Wadi G4

linkqubo zokufikelelisa iinkonzo kuluntu

- Zarhoxiswa iinzame zoqeqesho olujonge ukufikiswa kweenkonzo kuluntu malunga noluhlu lwezigulane zasethiyetha kwiSibhedlele sase-Eerste Rivier, ngenxa yokungabikho kwabasebenzi be-anaesthetic.
- Yaphuculwa indlela yonxibelelwano kwaneenkonzo ezenzelwa iiklinikhi
- Laye laqwabelwa nangakumbi iphulo lokufundisa kunye neyunivesithi yase-Addis Abbabba e-Ethiopia
- Kwaye kwamiselwa uqhagamshelwana neYunivesithi yaseZimbabwe
 - uProf Moore wamema abavavanyi bangaphandle
- Iphulo leenkonzo yeengcebiso le-Afrika elimalunga ne-Onkholoji yaBantwana

Intsebenziswano**Icandelo labuCalat: r**

ISibhedlele saseBlaauwberg – intsebenziswano phakathi kwecandelo lorhulumente nelabucala yaye yaqwalaselwa

Okuphunyeziweyo**Izinto ezapapashwayo**

- A. IiJenali zamahlakani zi-5 ezapapashwayo ngo-2011
- B. Izahluko zeencwadi zi-5 ezapapashwayo ngo-2011
- C. Kwahlaziywa incwadana yabafundi esihloko sithi “ Student guide to Paediatric surgery”
- D. Kwahlaziywa inguqulelo yesiBhulu ethi “ studente notas in Pediatrise chirurgie”

ZIZONKE zili-11 ezapapashwa ngo- 2011**Ukufundisa nokuqeqesha**

Ukuzinikela ekufundiseni kubandakanya iinkqubo zabangekathweswa zidanga nabo bathweswe izidanga.

Ukufundisa abangekathweswa zidanga malunga nabasebenzi abasebenza ngabantwana

babandakanyeka ekufundiseni abakunyaka we-2 kwi-MBChB, abakunyaka we-3 kuMBChB, abakunyaka we-4 nabakunyaka we-5 kwi-MBChB kunye nabafundi abazi-Interns kanti babekwazibandakanye kwiimvavanyo nakwiimviwo kuTyando ngokuBanzi nakwicandelo lotyando labantwana le-Middle Surgical rotation.

Ukufundisa abasele bethweswe izidanga kubandakanya uqeqesho loogqirha botyando kuTyando ngokubanzi ndawonye naboTyando lwaBantwana ndawonye noqeqesho olulodwa.

Ukuqeqesha kweeregistra zotyando ngokubanzi

Ababeqeqeshelwa utyando ngokubanzi bafumana izifundo kwiimodyuli eziphakathi nezokuGqibela kwakunye noqeqesho kwipraktikhali malunga nokujikeleza kwabasebenzi.

Uqeqesho olulodwa kuTyando lwaBantwana

IYunivesithi yaseStellenbosch liziko eliqinisekisiweyo laBantwana kunye noTyando lwabaNtwana, elisebenza ngokuzibandakanya kwinjongo yophando olungqalileyo.

Enye yezinto eziphambili ngo-2011 yaba kukuphuhlisa kwenkqubo entsha ye-MMed kwiyunivesithi yaseStellenbosch njenge-HPCSA eyaye yavunywa inkqubo eminyaka mi-4 yeMasters ukuvumela ukwenziwa kobungcali kuTyando lwaBantwana apho abafundi abasele benezidanga aba-4 baye baphumelela ngo-2011 yaye emva koko kwalandela ikhosi yokufundisa noqeqesho.

Njengesiphumo,

- Iintlanganiso ezihlalayo zenzeka phakathi kweeyunithi ukuxoxa ngomgaqo-nkqubo wesigulane ngasinye.
- Oku kubandakanya iintlanganiso zeveki kunye neRadiology , Paediatric Oncology, General Surgery njengeNeonatology –Paediatric Gastroenterology ,Endocrinology,Fetal medicine , Anatomical Pathology and Clinical Genetics
- Kuye kuthi qho ngoolwezithathu emva kwemini, inkqubo yokufundisa isungulwe kubandakanywa nokuphononongwa kwezihlo zokufa nezezifo, iklabhu yejenali kunye nokufundisa ngendlela ecwangcisekileyo oko
- kusenziwa nguProf Heinz Rode owafumana inkxaso-mali evela kwi-DOE ngeenjongo zoku.
- Imijikelo yokufundisa abafundi asele benezidanga sele kuqalisiwe
- Ukwandlala nokuthatha inxaxheba kwezinye iiforam kwakusenziwa qho

- Intlanganiso emalunga nokuhlolwa kwemfambilini yaye yaqaliswa.

Okube phambili kule nkqubo

- UGqar N Tshifularo waphumelela kwikholeji yobuGqirha kwiimvavanyo zokugqibela ze-Fellowship in Paediatric Surgery of South Africa (FCPS(CA)). Wazigqiba izinto ezazimisilwe ukuba azenze kwisidanga se-MMed kwizifundo zotyando lwaBantwana kwaye uya kuthweswa isidanga kumsitho wothweso zidanga ngo-2012.
- UGqar C Zabiegaj-Zwick waphumelela kuviwo lokuqala lwezoTyando kwikholeji yoBugqirha.

Okuphunyezwe ngokukodwa

- UProfesa Moore wafumana ibhaso ngenxa yephepha lakhe elahamba phambili kwi- South African Journal of Surgery 2009-2010 yaye waye wanikwa iwonga lokuba nephepha elinjalo kwinkonfa ye-ASSA eCTICC ngo-Epreli wafumana nesiqinisekiso.
- UGqar C de Vos (irejistra) wafumana ibhaso lesibini ngenxa yephepha lakhe (kukhuphiswano lukawonkewonke) kwinkomfa ye-South African Gastro-enterological (SAGES) waza waphumelela ukumana efumana iBritish journal of Surgery.

UTYANDO-LUNGISO NOKWAKHIWA KOBUSO OBUNENGXAKI

Prof Frank Graewe

NgoNovemba 2011 sasineVeki ebizwa ngokuba siSmile Week eyayixhaswe ngabeSmile Foundation South Africa. Satyanda abantwana ababenengxaki ebusweni kwanabo babenengxaki yokungahlangani kwemilebe/iinkalakahla. Satyanda nabantwana aba-2 kwelinye ityeli, sixhaswe ngabe-FIFA abaxhaswa ngabe-Smile Foundation

Eli candelo lethu laye lenza uvavanyo kwikholeji yezomlomo lisenza uTyando-lungiso lwezihlunu ngo-Oktobha 2011 kwiSibhedlele iTygerberg, emva kokuba iSibhedlele iGroote Schuur yaye yarhoxa ngomzuzu wokugqibela. Kananjalo sathi ngo-Oktobha senza ucweyo lokuqala lasebenzisa ubuchule bokukhangela amafutha kwi-stem cell. Oku kwakukokokuqala ukwenziwa kwiSibhedlele iTygerberg eMzantsi Afrika, kwaye kwakubonelelwe ngabe-Cytori.

Saqala ngothotho lwezifundo sifundisa iirejistra zethu ziqeqeshwa ngabahloli nootitshala abaqinisekisiweyo abangesosigxina, uGqar Wyne Kleintijes noGqar Liezl du Toit. Okunye okophambili okwenziwayo yaba lupapasho lwendlela entsha yekhozmethikhi yotyando lwamabele oluye lulandelelwe emva kwexesha elide nangokweziphumo zalo. Olu papasho yayilolukaGqar van Deventer.

Abasebenzi

IZITHUBA (ZESIGXINA)	INANI	EZINABANTU
Oogqirha abaziingcali	2	2
irejistra	3	3
irejistra ezongezelelekileyo	1	1
ISebe lezeMpilo libonelele iiseshoni ngemali	5	5

IZITHUBA (ZESESHINI – ZINGAPHI NGEYURE NGEVEKI)	INANI	EZINABANTU
UGqirha oyingcali	10 hrs	10 hrs

Isiphumo

ABANGALALISWAYO	INANI
Ababoniweyo abangalaliswayo	4 507
liklinikhi zobungcali obubodwa	178 iimeko ezasetyenzwayo zabaguli ababekalakahla ezingavalekanga kwaneengxaki zokuma kakubi kobusol
Abamkelweyo	1301
Iinkqubo zaseThiyetha	760 abaguli abaye bafakwa izibulali-zintlungu sokulalisa kanti azifakwanga ezinye)

Okuphunyeziweyo

UVan Deventer P., Graewe F. 2011. *Craniomedial pedicled mammoplasty based on Wuringer's horizontal septum*. **Aesthetic Plast Surg**. Oct;35(5):936-7)

UkuFundisa noQeqesho

Luyaqhuba uqeqesho lwabafundi bezonyango asele benezidanga abakhethiwe abenza iPlastic Surgery abasuka kwiYunivesithi yaseStellenbosch naphesheya.

ICANDELO LEYUROLOJI

UGqr A van der Merwe (Ibambela)

IsiShwankathelo

Eli setyana lesibhedlele lisaqhubeka nokunika inkonzo entle ngaphandle kokungabikho kakuhle kwexesha elaneleyo lasehlayetha, abasebenzi bembalwa ngokuphathelile kwinqanaba lezigulane ezingalaliswayo, iibhedi ezingonelanga (ingakumbi kwicandelo labagula kakhulu /intensive-care unit) izixhobo zala maxesha kwakunye nezinto ezingamaseko okusebenza. Ukuzinikela nokuthembeka kwabasebenzi bezokonga benqanaba eliphezulu yenye yee-aseethi zeli setyana. Ukuthatha umhlalaphantsi ko-staff nurse Mockey yaba yilahleko enkulu e-BP East.

Uzinzo lweziswa kwihlayetha enkulu ngenxa yabasebenzi abasigxina abasebenza isigxina kwiSibhedlele iTygerberg iminyaka. USr Swartboo, osebenza ngokwekhontrakthi, akululanga ukumyeka. Enye i-aseethi enkulu ebalulekileyo kukuzinikela nokuzimisela koogqirha neeregistra angaboneleli nje ngenkonzo ephambili nephum'izandla yezonyango, koko bekwenza umsebenzi omhle kwicandelo leYuroloji eMzantsi Afrika kwinkalo yophando, amaphepha enkongolo nezinto ezipapashiweyo. UGqr Shaun Smith, uGqr Jo van der Merwe kunye noGqr Chris van de Walt baphumelela kwiimviwo zabo kwiCollege of Medicine yoMzantsi Afrika. Iingcali zonyango zathwala ubunzima obuza ngenxa yezigulane ezingalaliswayo kwaye ngabo abamele ukuligcina eli setyana lesibhedlele lisebenza kakuhle. Ithiyetha yeskophu yenye yezona ndawo zakha zaxakeka eYuroloji kwaye zikwayinxalenye yendawo ebaluleke kakhulu ekwithiyetha enkulu. Lo mthwalo ukuba uye wasuswa kwihlayetha enkulu ngokubhekiselele kwizintlu zezigulane ezilindileyo. iScope theatre inenani lerekhodi yabangeniswe esibhedlele ngeli xesha.

Abasebenzi

IZIKHUNDLA (EZISIGXINA)	INANI	EZINABANTU
UProfesa oyiNgcali eyiNtloko	1	1
INgcali	3	3
IRejistra	6	6
IGosa lezoNyango	2	2
Irejistra eyongezelelweyo	1	1
INani leebhedi (ezisetyenziswayo):		31

Isiphumo

IZIGULANE EZINGALALISWANGA:	INANI
C6A West	5 404
C6A East	5 605
Zizonke	11 009
Iiklinikhi zobungcali obubodwa:	
I-Onkholoji	1 697
I-Androloji	567
Ubume	484
I-Urodynamics	329
I-Prostate biopsies	296
Zizonke	3 373
Abangenisweyo	
KwaWadi D6	1 271
KwaWadi D4	48
KwaWadi G4 (Paediatrics)	6
Bebonke	1 325
Iinkqubo zeThiyetha	
KwiThiyetha eNkulu	730
E-Cystoscopy-theatre	2 466
kwiThiyetha yotyando olungephi	230
kwi-Shock wave lithotripsy	58
Zizonke	3 484

Izimvo ngesiphumo

Azanelanga ezi bhedi zikhoyo zingama-31 ukuba zingakwazi ukusetyenziswa kwizigulane ezingalaliswayo ezifikelela kuma-14 000. Ixesha lokuya kwezigulane ethiyetha liyadibana nenani leebhedi ezikhoyo, kodwa alanelanga ukuba linganceda abantu bethu. Izigulane ezityanda zifakelwe intso esiye siziphonononge kwa-A7 azibandakanywanga kweli nani. Inkqubo yotyando-fakelo lwentso lisaqhuba ngempumelelo kwaye sikunye sizimisele sinamhlanani ethu akwanefroloji. Inxaki ephambili phaya kukuba izintlu zimbaleka ukuba kungenziwa utyando-fakelo. Anyukile onke amanani xa kuthelakiswa neengxelo zango-2007 de ibe ngu-2010 ezaye zathunyelwa zineenombolo zeerekhodi kwawadi D6, izigulane ezingalaliswayo kunye neScope theatre. Xa kuthathelwa ingqalelo amanani abasebenzi elingenyukiyo, oko kuchaza ukuba amaxesha okulinda eziklinikhini nezintlu ezilindele ukuya ethiyetha ziye zigcwala kakhulu.

Ukuba uMfanekiso 1 noLuhlu 1 luye lwajongwa, into yokuqala ephawulekayo kukuba ukungeniswa kwaWadi G4 (kwelaBantwana) lehla ukusuka kwi-170 ukuya kwi-6. Oku kungayimpazamo yocinocncwadi njengoko iliqela endisebenza nalo (omnye

kwabathathu) uyatyandwa kwa-40 okanye izigulane eziliqela ezithunyelwa zidlule kwaG4, ngoko ke elona nani lisenokuba lisondele kwi-170 kunyaka ophelileyo. Oku kubeka inkcazo-manani ophando yedatha yonke kwimibuzo. Umbuzo othi ingaba le datha yayigcinwe ichanekile kuzo zonke iinkalo.

Umfanekiso 1. Ukutshintshatshintshwa kwezigilane phakathi kwamacandelo eSetyana leYuroloji ngo-2011 xa kuthelekiswa neminyaka emibini eyadlulayo.

UPhuhliso lwesibonelelo

Izixhobo ezitsha (umz iiretraktha, i-C arm ilaparoscopic video unit) yaye yafuneka ethiyetha kwaye ikho into ebanakalisa ithemba elikhulu lokuba siya kuyifumana ngo-2012.

Isixhobo esibizwa ngokuba yi-High definition camera netelevision monitors ziyezafuneka kwaye ziza kubekwa kwigumbi lethu leesemina kwa-E6. Oku kwenza ukuba sikwazi ukwenza ucweyo olusemgangathweni oluphezulu. Iplani le kukuba kusetyenziswe sona liqela leeyuroloji zaseDutch ngo-2012.

Iinkqubo zokufikelelisa iinkonzo kuluntu.

UGr A van der Merwe watyelela eAbuja, eNigeria esiya kwenza ucweyo olwaluntsuku-ntathu mayela notyando lwe-laparoscopy ne-PKLN renal calculus. Waye wenza notyando kukho nabanye abaliqela. Kwemka umbane phantse amatyeli amane xa kwakusenziwa omnye wemisebenzi. Waye wahlala kunye nomhlali weli/welo ngenxa yengozi yokuxhwilwa nohlaselo ngeziqhushumbisi kwelo laseNigeria

UGr Samson Maina waseKenya kunye noGqr Vactor Mapulanga waseZambia waye wazibandakanya nathi unyaka wonke waza wagoduka exakathe izakhono azifunde kweli esiya nazo kowabo. Oku kwenza ukuba kungene uGqr Rajab Kakire waseUganda endaweni yakhe oya kuba nathi de kuphele u2012.

UGqr Pedro Fernandes usebenza kunye neqela lophando laseSenegal, Uganda nase-USA, kwaye wenza isicelo senkxaso-mali ye-NIH. Olu phando lujoliswe kumhlaza osebudodeni kubantu base-Afrika.

Amalungu eli Setyana ajongene nenkonzo yovalonza emadodeni ivasekhotomi, nkqubo leyo yayiququzelelwa siSibhedlele iTygerberg kunye neAssociation for Voluntary Sterilisation of South Africa (AVSSA) Le nkqubo yenze iinkqubo eziliqela zivasekhotomi ezenziwa eNtshona Koloni.

Intsebenziswano

KwiSizwe

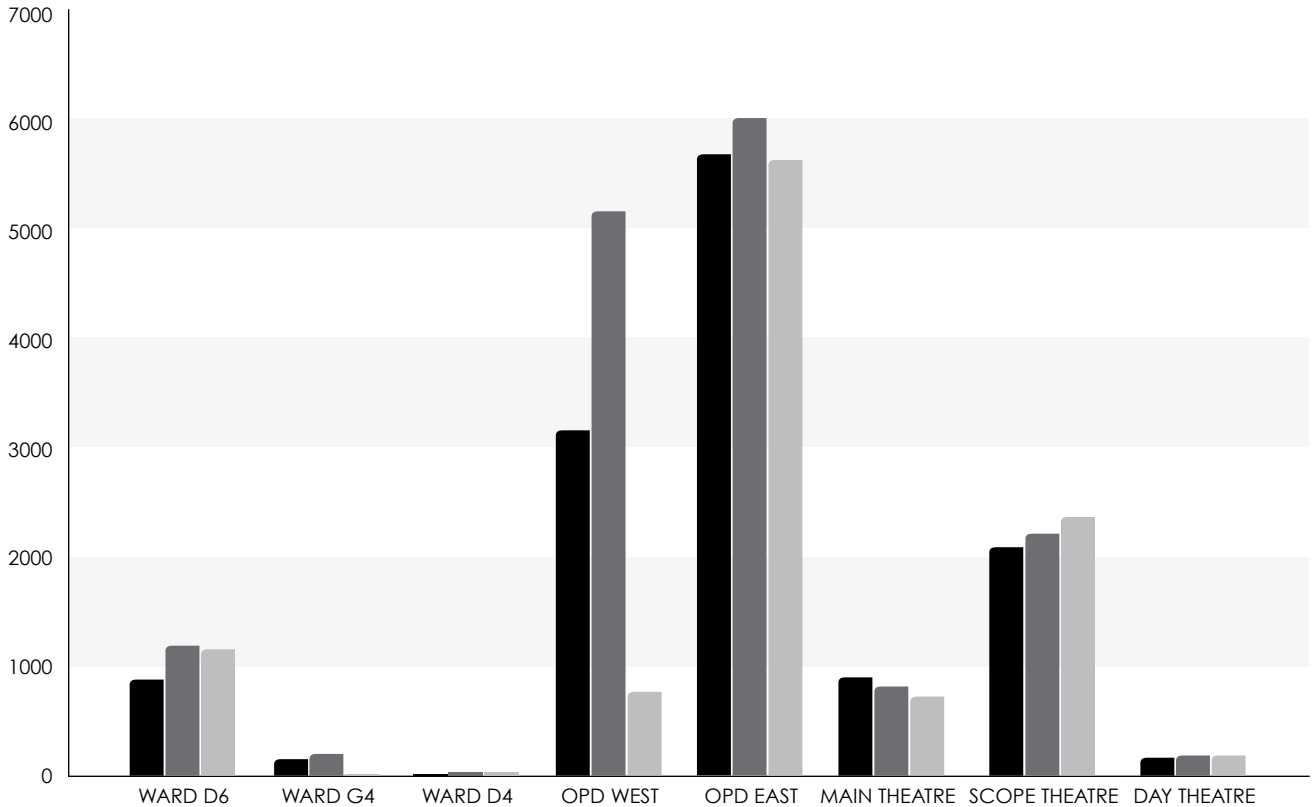
UGqr Van der Merwe waye kwiSibhedlele sasePretoria kwicandelo leYuroloji waza wafundisa apho ukwenza i-laparoscopic donor nefrectomies, kwaye uya kukulandelelwa oko ukuba uthe wacelwa.

Izizwe zehlabathi

Umnikeli ngeprogram ebizwa ngokuba yi-laparoscopy donor nefrectomy programme eyayiqalwe ngobambiswano kunye noProf. Alex Bachmann waseBasel eSwitzerland isaqhuba kakuhle. UProf. Bachmann watyelela eli setyana ngokwakhe waza wenza i-single port donor nefrectomy ekunye noGqr Van der Merwe. ISetyana lesibhedlele leYuroloji iselilo kuphela iziko elenza i-retroperitoneal single port donor nephrectomies kwihlabathi liphela. Emva kokupapashwa kweemeko zethu (apho iuBasel wayengomnye wababhali) ibonakala kakhulu i-retroperitoneal single port simple kanti ne-nefrectomies zimana ukubonakala kwilitritsha. Isibhedlele iTygerberg neYunivesithi yaseStellenbosch iya kuba liziko lokuqala ezimbalini eliya kuchaza obu buchule.

Ubambiswano kwezophando lwaqala lwenziwa kwane Swiss Unit, kwaye ngo-2012 kuya kwenziwa iinzame zokunciphisa zokufunyaniswa kweTB zibe ziintsuku ezili-10 nangaphantsi, kananjalo zimlukelwe izinto.

Umboniso 1. Ukutshintshatshintshwa kwezigulane kumacandelo eYuroloji ngo-2011 xa kuthelekiswa neminyaka emibini edlulileyo.



Uluhlu 1. Umfanekiso obonisa izigulane ezasweleka kwiminyaka emi-3 eyadlulayo kwiSetyana leYuroloji

	2009	2010	2011
Ward D6	898	1275	1271
Ward G4	127	170	6
Ward D4	44	38	48
OPD West	3265	5161	5404
OPD East	5661	6048	5605
Main Theatre	890	837	730
Scope Theatre	2149	2323	2466
Day Theatre	231	257	230

Okuphunyaziweyo

Amanqaku eJenali:	9
ULwandlalo kwiinkomfa zezizwe zehlabathi:	17
ULwandlalo kwiinkomfa zesiwe:	7

Okuphunyazwe ngokukodwa

UProf. Heyns wonyulwa njengoMongameli oNgenayo we-International Urological Association (SUI). Oku kuthethe ukuba kuya kukhokelela iqumrhu ngo-2013.

Kuluvuyo olukhulu ukuba sibenengcali enjengaye eMzantsi Afrika

UGqr Amir Zarrabi uyaqhuba nekhondo lakhe lomsebenzi wezemfundo ophum'izandla waza wafumana i-Rector's prize ngenxa yomfundi wesidanga esilandela ezokuqala kwi-Health sciences.

ICANDELO LE-CLINICAL ENGINEERING

Icandelo Le-Clinical Engineering**UMnu J Du Preez**

Umbuzo obusoloko ubuzwa ngothi, "yintoni i-Clinical Engineering". Impendulo ichazwe njengoko kubekiwe ye-Working Committee kwi-Clinical Engineering 2000, yayilula isithi, "inkxaso yezolawulo, nokusungulwa kwenkqubo yokuqinisekisa ngomgangatho weteknoloji yononophelo lwezempilo njengenxalenye yokuziswa kwenkonzo ekhuselekileyo, efanelekileyo nezinzileyo"®

Ngaphandle kwezinto ezibuyisela umva e-Clinical Engineering Department (CED) iqhuba kakuhle ekuqinisekiseni ukuba zikhona izixhobo ezizizo zokusebenza nokutshintshwa kwezinye ngezisemgangathweni kwiSibhedlele iTygerberg. Phantsi zibe ngama-2000 izinto ezintsha ezaye zafakwa kwinkqubo yethu ebizwa ngokuba yi-maintenance information system (MIS) ngo-2011 kanti i-CED yaye yafaka i-specifications zezixhobo eziliqela zayo. Ixabiso zezi zinto, kuqukwa nesixhobo esasinikelwe, phantse libe ngama-R40 eemilioni. I-CED yangenisa i-specifications zezixhobo ezingazange zisetyenzwe yi-CED kwaye zibandakanyiwe kwi-Flight washer (umatshini wokuhlamba izitya ezingama-4000 ngeyure), iibhedl ze-ICU, izibane zazethiyetha kuqukwa nee-mobile lights, i-examination lights, iitroli njlnj.

Iiprojekthi

Ngo-2011 i-CED yayibandakanyeka kwiiiprojekthi zeSibhedlele iTygerberg. Ezi zinto ziquka i-security surveillance system, i-cathlab entsha enezakhiwo ezilungiswayo kwicandelo igastro dept, xa kunikwa nje ezimbalwa. Ezi ndawo zikhankanywe ngokukodwa njengoko zingeyonxalenye yeenkqubo ze-CED. Ukulungiswa kwezakhiwo kudla ngokuba ngumsebenzi wenjineli yesibhedlele, ize ezokhuseleko ibe ngumsebenzi wabalawuli bamaziko-mpilo.

I-security surveillance system yasungulwa ngokwesicelo sikaGqr Carter malunga naphaya ngo-2008 ukuba " ize necebo lokhuselo." Kwenziwa uphاندoolumandlauruncedaiingcaphepheezithile ngeli xesha wayesebenza kwibhodi yesibhedlele ngokokucelwa. Amacebo ambalwa anjalo aye athunyelwa kwiminyaka edlulileyo ebhekiselele kwizinto ezitshintsha ngenxa yeteknoloji. Igalelo elalichelwe kuwo onke amacandelo ngokwesetyhula aye asetyenziswa ukukhangela ukuba yeyiphi



na into eyimfuneko. Ukuthathela koku, kwaye kweziwa necebo kananjalo kwasetyenzwa ngemali exabisa i-R12 miliyone. Okwakubandakanywa apha ziikhamera ezingama-350 kwanenkqubo ebizwa ngokuba yi-baby tracking system. Kwakucetywe ukuba iphuculwe ukuze kukwazeke ukukhawulelana neminye imiba efana nokugcinwa kwee-asethi, ixesha nokuhoya ndawonye nolawulo lokungena. Igumbi lolawulo lachazwa njengelinokwayanyaniswa namanye ukuze kubekwe iliso kwezokhuseleko kananjalo landiswe ukuze kubekwe iliso kwamaziko ezempilo oko kusenziwa ngeekhamera zokhuseleko oko nje eli candela liya kubanako ukuthobela iinkqubo ezithile ezilandelwayo.

Kwezo mali zingekhoyo, kodwa yazanywa yakhona imali ngo-2011 yaza le projekthi yasiwa kwiSebe leMisebenzi yasebuRhulumenteni. I-CED ngelo xesha yaye yalincedisela eli Sebe ukuthoba oko kukuloo plani ukuzama ukuba okwenziwayo kulungele imali ekhoyo kwaza kamva kongezwa oko kwakumiselwe ukuba kwenziwe ukuze kufunwe enye imali. Intsha iteknoloji, iyasebenziseka, iyaphuculwa kodwa ingashiywanga ngasemva iteknoloji enenkqubela. Ukufakwa kwale system kwaqala ngoNovemba ngo-2011.

Iingxaki abajamelana nazo abasebenzi be-CED

Kulo nyaka uphelileyo kukho izinto ezatshintshayo malunga nezinye zazo kwaye siya kuba negalelo elikhulu kwa-clinical engineering. Enye ebenelo galelo likhulu kulo msebenzi yimimiselo emitsha ye-HR emiselwe ngabasebenzi ngokokusebenza kwe-OSD. Le mimiselo ifuna ubhaliso kwi-ECSA (Engineering Council of South Africa) ndawonye nolu bhaliso sele lukho lwenkqubo elandelwayo

eyenza oochwepheshe abaneemfanelo zemfundo bangakwazi ukubhalisa kwisebe lezempilo ngeli xesha kuthi kwangaxeshanye, ngaphandle kokubhaliswakwabasebenzi abakhoyobangakwazi ukunyuselwa kwizikhundla ezingasentla. Oku kukhokelela ekubeni bazibeke phantsi iintambo kulo msebenzi ngaphandle kotshintsho olukhokelela kwenye ingxaki. Ukuza kuthi ga ngoku akukho mntu ofake isicelo obhalisiweyo oye wafaka isicelo kwezi zikhundla zipapashiweyo. Isikakhulu sayo le misebenzi yayipapashwe kaninzi kodwa akwabikho zimpindulo Zintle. Oku kubonakale ngokucacielyo.

I-Clinical Engineering yayithathwa njengento esisakhono esinqabileyo kwiminyaka edlulileyo, kodwa kungekho mncono ophathelelene nobuchule obunqabileyo owakha wahlawulwa kwabo banazo. Oku kwakhokelela ekubeni lihle inani labasebenzi abakulo msebenzi kwisebe lezempilo. Ukuphunyezwa kwe-OSD kuthetha ukulahlekelwa ngoosuphavyayiza njengoko bengasakuhlululelwayo oko. Ezo zakhono zaye zenziwa into yakudala kwi-pay scale zaza zathathwa njengenqamana lokungena engqeshweni xeshikweni kushiya ngaphandle njengoko benjalo.

Ngokomsebenzi owenziwa ngo-2001 kukumele ukuba kukho iingcibi zokulungisa ezingama-30 kwi-Clinical Engineering kwiSibhedlele iTygerberg. Ngoku e-CED izithuba ezili-14 zaye zaqesha abantu. Okubonakaliswa koku kwanengxaki echazwe apha ngasentla kuya kuthetha ukuba kuya kufuneka eminye imisebenzi ikhutshelwe ngaphandle. Enye into engenakubalekwa ekufuneka ithatyathelwe ingqalelo yimali yokuthengwa kwezixhobo ezitsha ezaye zaziswa apha esibhedlele ukususela ngo-2003. I-avareji ilinganiselwa kuma-R25m ngonyaka kuthetha ukuba ziya kudla ngaphaya kwama-R200m izixhobo ezitsha ezafikayo apha esibhedlele ngo-2004.

AMANANI-NKCAZO

Amanani-nkcazo ecandelo le-clinical engineering libonisa oku kulandelayo

1 JANUWARI 2010 UKUYA KUMHLA WAMA- 31 KUDISEMBA 2010		1 JANUWARI 2011 UKUYA KUMHLA WAMA- 31 KUDISEMBA 2011	
IZIXHOBO EZALUNGISWA NGA-PHAKATHI	IZIXHOBO EZALUNGISWA NGA-PHANDLE	IZIXHOBO EZALUNGISWA NGA-PHAKATHI	IZIXHOBO EZALUNGISWA NGA-PHANDLE
9 200	8 770	10 323	9 808

Le nkqubo ingasentla ibonisa ukwanda ngomlinganiselo oli-12% kulungiso zixhobo ngonyaka. Ukulungiswa kwezixhobo okukhutshelwe ngaphandle kwanda ngenxa yeenkqubo ezintsha zentengo kwaye ayiye ibonwe kwangex'engaphambili ukuba umlinganiselo wokulungisa uya kuhla ngenxa yoko.

Olu luhlu lungasezantsi lubonisa ukwahlulahlulwa kwemisebenzi yee-CED.

IMIMISELO YOKULUNGI-SA IZIXHOBO	2010		2011	
Izixhobo ezithunyelwa kwenye indawo ukuze zilungiswe	911	11,59%	950	10,72%
Ezilungiswa ngaphakathi	7859	88,41%	8858	89,28%
Izinto ezonakeleyo ezichaziweyo	90		186	51,6% increase
Ixabiso limali lezinto ezonakeleyo	R1 363 304,35		R1 632 324,08	
Inomb. ye-avareji yokulungisa ngengcibi nganye elungisayo	730		892	
Inani lezinto ezintsha ezidweliswe kwi-MIS	1029		1179	
IXabiso lezinto ezintsha ezidweliswe kwi-MIS			R 27 087 626,54	

Qaphela: Ixabiso zezi zinto zidweliswe ngasentla azibandakanyi zindleko zezixhobo ezingumnikelo ezifana ne-cthlab entsha (R13,5m – eyanikelwa ngabakwa Murray Trust).

Ukusuka apha ngasentla le ngcaciso ilandelayo icacile.

1. Izicelo zokulungiswa kwezixhobo zande malunga nge-12%.
2. Inani lezinto ezazifuna ukulungiswa kugqithwe kwimimiselelo ephathelelene nolungiso: 10323 – apho ezingama-9808 zaye zenziwa zagqitywa. Oku kuthethe ukuba zizonke ezalungiswayo ezingama-551 izicelo zolungiso azange zigqitywe

(6%) ekupheleni konyaka-mali. Isizathu soku sisusela kwiinkampani ezisafuna ukubuyisa okanye ukulungisa izixhobo okanye zizithumele ziye kukhandwa, zisalindele ukuba ku-odolwe izipere. Inkqubo yentengo idlala indima enkulu ngokwexesha elithathwayo ukulungisa xa kuseza ku-odolwa izipere. Le nkqubo ingayilibazisa inkqubo yolungiso ngeenyanga ezimbini zonke okanye nangaphezulu. Izipere kufuneka ziqale zipapashwe kwi-trade world. Iimpemulo ekufuneka zimana ukujongwa zihlolwe emva koko ku-odolwe.

Izinto ezonakaleyo

Xa kwakulungiswa izixhobo saye sacela ukuba kucaciswe ukuba ukulungisa akwenziwa ngenxa isixhobo eso siguga ngokwesiqhelo okanye sinengxakana nje encinane yokukrazuka mhlawumbi, koko yayingenisiwe ingxelo ephathelelene nokonakala kwaso. Olu lungiso lwaso kulandela emva kokuqala ngokusilungisa. Eli candelo laye layithumela kwicandelo lezemali into ethi licela imali yokusilungisa, oko kusenziwa kudityenwe nomanejala wecandelo le-clinical engineering, ukuze silungiswe.

Isigqibo esenziwayo ngo-2009 sokuba kufuneka abantu bahlale beqaphele ngezinto ezonakeleyo njengoko kuya kusanda ngokwanda ukuba –e-CED imali yokulungiswa kwezixhobo yenyuka minyaka le ngenxa yokwaphuka kwezixhobo zakhona. Oku kwangqinelwa kukunyuka kwenani ngomlinganiselo ongama-50% ngo-2011 kunaxa kuthelekiswa nango-2010.

Enye into eyaye yaphawulwa yi-CED eyaye yadlala indima enkulu kule nkcazo-manani yeyiyeyokuba abantu abambalwa bafuna ukuba izixhobo zisetyenziswe ngabo bodwa, bazenze abanini bazo. Xa sijongene nokonakala kwaso okanye nengxelo engokonakala kwaso baye basifihle ndaweni ithile de ibe lelo xesha icandelo lingenakukwazi ukusebenza ngaphandle kwaso. ukuba oku kunikwa ingqalelo kuye kwaphawuleka ukuba ukonakala kwezi zixhobo kokwakudala kwaye azizange zixelwe nokuba zonakele kunyaka odlulileyo. Ibonakala ngokucacileyo into yokuba zininzi izixhobo eziseziwadini.

Kuthe ngenxa yamanyathelo olawulo angqongqo zatsho zaxelwa izixhobo ezonakeleyo/ezaphukileyo kulo nyaka. Eli nyathelo lakhokelela ekubeni kubekho ukuliqonda ixabiso lomonakalo owathi wakho wezixhobo kwiSibhedlele iTygerberg nakuba oko

kungehlanga ngokupheleleyo nje (100%). Ingxelo engomonakalo wezixhobo iyakhutshwa xa kucelwa esinye isixhobo kwaye kucacile ukuba isixhobo eso asonakalanga nje, koko sukuba sonakele ngenene.

Imimiselo yentengo

Kwathi ngenxa yenani lezixhobo ezingekho mngangathweni unguwo, sisiziswa esibhedlele, icandelo le-clinical engineering, lacela ukuba libandakanywe nalo xa kuthengwa izixhobo. Icala elaye lathanda ukungahambi kakuhle kwesi sicelo yaba kukuba i-CED kufuneka ithi thaca iqela lezinto ezifunayo. Kwathi ngenxa yeengxaki zabasebenzi akwenzeka oku ngendlela ebilindelwe. Ngokwezi meko ke kwaye kwenziwa i-specifications ezifanayo. Kungoku nje i-CED ithumela i-specifications xa ifuna isixhobo kwinkqubo ye-tender ye-trade world ukusuka kwizixhobo ezifana nezikere ukuya kwi-specifications sezixhobo zonyango ezisebenza ngombane.

Ukubeka inombolo kwisixhobo ngasinye ukuze saziwe

I-CED isazilandelela izixhobo malunga neendleko zazo zokulungisa nokuzokuzigcina zisebenza kakuhle kwi-MIS system ekwalapha. Oku kuthethe ukuba zonke izixhobo ezikhuthswayo ziba nenombolo yesixhobo ngasinye sokuba sikwazi ukulandelelwa. Le nombolo yesixhobo ngasinye ikhutshwa ngokwezizathu ezahlukeneyo. Esinye sazo sesokuba baninzi abenzi boomathshini nezixhobo abasebenzisana nesi sibhedlele, into ke leyo esiphela isixhobo sele sinenombolo efanayo iserial number. Ngoko ke, ukuze sikhangelwe kakuhle isixhobo, sisinye siye sibe nenombolo eyeyaso kuphela. Le MIS system yenzelwe ngokweemfuno nangenxa yokuba kufuneka sisebenzile ukuze kufakwe esinye ngokukhawuleza.

Ulwakhiwo lwabasebenzi:

UMnu. J Du Preez (iNtloko yeCandelo)

UMs M Rossouw (umanejala weCandelo)

UNksk. R Elsegood (UMabhalala oPhezulu wezoLawulo)

Unit managers: Workshops

UMnu. J Carstens (we-Anaesthetic/ Respiration)

UMnu. J Rautenbach (we-Communications)

UNksk. E Pieters (we-Electronics)

uMnu. K Vollmer (we-Instruments)

uMnu. H Theart (wezaMehlo)

uMnu. J Mould (X-Ray/ Imaging)

Isixhobo sezonyango:

Enye yezinto ezinkulu ezaye zafakelwa kwiSibhedlele iTygerberg ngo-2011 yi-Cathlab kwicandelo lezeNtliziyo – sixhobo eso esanikelwa yi-Murray Trust saye sixabisa phantse iR13,5m.

Ukufunyanwa kwezixhobo nokufumana imali ngaphakathi

Kunyaka-mali 2010/2011 eli ziko-mpilo lafumana izixhobo ezifuneka ngamandla ukuze kukhawulelwane nemfuneko yezixhono zonyango ezifuneka ngamandla kwaza kwacithwa malunga nama-R34 m imali eyayifuneka kwizixhobo ezikhulu ezitsha. Ezi zixhobo zifana noomatshini be-Xrey, iimontors, iitafilana zasethiyetha, oomatshini be-haemodialysis, iizikophu, iidiathermies, iimayikhroskophu, njlnjl. kumacandelo ahlukeneyo esibhedlele. Zingaphezu kwezinto ezingama-280 ezathengwayo ngeli xesha.

Izixhobo ezifunekayo.

Ukufunwa kwezixhobo zoNyango kumacandelo ohlukeneyo kwafikelela kuma-R88m baza abezolawulo kwafuneka ukuba basuse ezinye izinto ukuze yanele uhlahlo-mali lweSibhedlele iTygerberg. Oku kubonisa ukuba ikho imfuneko yokubakho kwezixhobo ezitsha kwesisibhedlele. Ukunqongophalakezintoezifunwayo kwabonakalisa ukuba akukho nto yayifunwa ngamandla ngamanye amacandelo (ngezizathu ezahlukeneyo ke) kwaye oku kusenganefuthe kwimali efumanekileyo mayela nezo zicelo zafikayo. Icandelo le-Clinical Engineering lalibandakanyeka ekwenzeni isigqibo malunga nenkqubo kwaneengcombolo eziphathelelene nezixhobo ngokubhekiselele kwinkxaso yolungiso, ixabiso lokuzilungisa, iishedyuli ezilungiselelwe ukuzitshintshwe, njlnjl, yinto eyakha yaxovulwa ngabezolawulo ukunceda kulwabiwo-mali olugqibekileyo.

Injongo yecandelo le-CED

Icandelo le-Clinical Engineering lizama ngako konke okusemandleni ukunika eli ziko-mpilo iinkonzo ezisemgangathweni wehlabathi zenkxaso kubunjinieli bezonyango ngalo maseko angonelanga akhoyo.

ICANDELO LEZONDLO**Icandelo leZondlo****UProfesa Reneé Blaauw****IsiShwankathelo**

Icandelo leZondlo linamacandelo amathathu angala, eloZizo lweeNkonzo, eloQeqesho neloPhando.

1 UZISO LWEENKONZO

Icandelo le-Dietetics kwiSibhedlele iTygerberg Academic inamaqumrhwana amathathu ukuze kukwazeke ukusebenza ngazo zonke izinto ezinokwenza nonophelo ngezondlo ndawonye nokwenza inkonzo exandileyo yezondlo kuzo zonke iindawo zesibhedlele. Loo maqumrhwana ngala:

IQumrhwana 1:

ElaBatshileyo, eleNtliziyo, eloTyando, eleSifi seSwekile nele-endokhrinoloji, elonyango lwangaphakathi, elaMathambo, eleSikhumba, eleZibeleko, elaBantwana, elaMehlo, eloTyando kwimithambo, ele-Enteral Nutrition neleengxaki ekutyeni

IQumrhwana 2:

INefroloji, iYunithi yoTyando lwabaXhalabisayo, iYunithi yoNonophelo ngonyango kwabanengxaki exhalabisayo yokuphefumla, i-onkholoji, elaBantwana, (zonke iimeko), i-Eteral Nutrition neleNgqondo.

Bebonke abeqela lezondlo koonozala

Iqela le-Total Parental Nutrition (TPN) kubantu abadala linomongikazi ongunisa ojongene nezezondlo, oosozidlo abathathu kunye nogqirha onceda ekulungiseleleni i-TPN izinto ezingummiselo. USokhemesti uyayinika naye inkxaso ngokumayela nezinto ezi-odolweyo ze-TNP.

Iinkonzo zokutya

Icandelo leenkonzo zokutya zikhupha izinto ezicwangciswa kwimenyu ngokokulungiswa kwesidlo zomntu wonke kwanezo zizidlo zabantu abathile, ulawulo lomyinge nomgangatho kwanokubeka iliso eku-odolweni kokutya kwanenkqubo yezezondlo (meal-ordering and diet system : MODS).

Kukwakho nenkonzo yesondlo kwiwodi yabucala.

IiKlinikhi

Kukho nenkonzo esoloko ikho kuzo zonke iiklinikhi esibhedlele elungele izigulane ezingabantu abadala nezingabantwana.

**IiKlinikhi ezizodwa**

IiKlinikhi ezizodwa zezezigulane ezineNgxaki ekuTyeni, ezeNefroloji, ezineSwekile, eziTyandelwe into engaqhelekanga, kunye neeklinikhi ze-onkholoji. Unyango olwenziwa yongcali yogqirha kwizinto ezifana necystic fibrosis and biliary atresia luyenziwa nakwizigulane ezingalaliswayo ezingabantwana

IiKlinikhi ezijongene neMpilo neNdelela yokuPhila (H&L)

NgoLwesibini: ukuba mkhulu kakhulu

NgoLwesine: ISifo seSwekile

IiKlinikhi ye-HIV

Abantu abadala nabantwana

IGumbi lokuTyisa ngeTyhubhu

Le yindawo ekhetheke ngokukodwa apho kwenziwa khona izindlo ezityiswa ngetyhubhu kunye nezinye izinto eziselwayo zenziwa khona ngokukhuselekileyo kwizifo zikhutshwe emva koko. Abasebenzi abajongene nale ndawo banabasebenzi abathandathu abaqeqeshqwe ngokukodwa kwiinkonzo zokutya. Eli setyana lethu linoxanduva olupheleleyo lokulawula inkqubo yoku-odola yeMODS 2 (Inkqubo yoku-odola izidlo ezityiwa ngetyhubhu).

2 UQEQESHO

Icandelo le-Dietectis lineenkalo ezintathu zobungcali: i-clinical nutrition, ulawulo lweenkonzo zezidlo nesondlo kuluntu.

3 UPHANDO

Icandelo leSondlo kuLuntu liyinxenye enkulu kuqeqesho lwabafundi abangekabinazidanga

kwaye inkalo ekujoliswe kuyo yecandelo kukwenziwa kwenkqubo eyodwa yezifundo zeeMasters kwi-Nutrition ngabafundi abakwiindawo ezikude. I-African Micronutrient Research Group (AMRG) yenza iinkonzo zohlalutyo ezide zifikelele nangaphaya kwemida ye-Sub Saharan Africa (kwimida engapha kwe-Afrika esemazantsi).

Abasebenzi

IZITHUBA (ZESIGXINA)	INANI	EZINABANTU
UProfesa	2	2
UProfesa oNcedisayo	1	2
UMhlohli oPhezulu	3	3
UMhlohli	4	4
UMhlohli okwiNqanaba lokuqala	1	1
EzoLawulo	3	3
OoChwepheshe baseLebhu*	3	3
IGosa loPhando	1	1
Izithuba ze-NICUS*		
UManejala	1	1
USozondlo	1	2

IZITHUBA (ZESIGXINA – IYURE NGEVEKI)	INANI	EZINABANTU
Izithuba ezingesosigxina (5/8)	2	2
Izithuba ze-NICUS*		
Izithuba ze-NICUS*		
Dietician (3/8)	1	1

* Imali yabucala

Izithuba zeSibhedlele iTygerberg: ese-Dietetic nesinye

IZITHUBA (ZESIGXINA)	INANI	EZINABANTU
Umlawuli oncedisayo	1	1
I-Dietitian eyiNtloko	4	4
I-Dietitian ye-Production:		
IGreyidi I	9	9
IGreyidi II	1	1
Inkonzo yoluntu		
I-Dietitian	1	1
Izithuba zekhontrakthi	0	0
UMongikazi oXilongayo oyiNtloko	1	1

Umchwethezi	1	1
UMphathi weeNkonzo zoKutya	1	0
I-Food Service Aid	5	5

Izimvo ngesiphumo

IZIGULANE EZILALISIWEYO	INANI
Izigulane ezize kakanye	2 792
Izigulane ezibonwe > 1 ngaphezu kwetyeli elinye	17 487
Zizonke izigulane eziboniweyo	59 081
Uxilongo olungekho banzi	1 315
Ukutya ngeetyhubhu	30 670
Izisele ezisisongezeleli sondlo	20 302
IZIGULANE EZINGALALISWAYO	
Iklinikhi ye-H&L (abaqalayo)	221
Iklinikhi ye-H&L (abalandelelayo)	101
Ababonelwa ezibhedini (abantu abadala)	1 524
Ababonelwa ezibhedini (abantwana)	504
IKlinikhi yeHIV: Abantu abadala	210
IKlinikhi yeHIV: Abantwana	26
IINKONZO ZOKUTYA	
Izidlo ezizodwa	149 590
Izidlo ezipheleleyo	246 783
I-TPN	
Abathunyelweyo abaqalayo	227
Abaxilongiweyo (ngogqirha)	500
Abaxilongiweyo (ngabongikazi)	3 265
INKXASO NGEZESONDLO	
Abathunyelweyo abaqalayo	1 523
Abaxilongwe ngabongikazi	7 686
PEG¹ izigulane: ebaqalayo	232
PEG¹ izigulane: ebalandelelayo	1 207
I-NUTRITION INFORMATION CENTRE (NICUS ADVISORY SERVICE)	
Ngembalelwano	4 768
Ngefowuni	490
EZIFUNDISAYOL	
Iingxoxo zerediyo	24
Ezipapashiweyo	30
IiNgxoxo	9

EZIFUNDISAYOL	
Umabonwakude	2
Ucweyo loqeqesho	
UFIKELELO LWEENKQUBO ZASES-TIKLAND	
Ukuncedwa komntu ngamnye	24
Iinkqubo zeQela	12
ISONDLLO SOLUNTU	
Ukuncedwa komntu ngamnye	1 936
Iinkqubo zeQela	2 611
Iinkonzo zeMpilo zeKhampasi kunye ne-SUSPI ² (abaqalayo ukufumana uncedo)	30

Izimvo ngesiphumo

La manani –nkcazo angasentla abandakanya inkonzo eyenzelwa abafundi abakunyaka wesine kwizifundo ze-dietetic (abaye badibane nezigulane)

Izimvo ngesiphumo

Ezi nkukacha manani zingentla ziquka nkonzo enikezelwa ngabafundi abenza unyaka wesine kwizifundo zeZondlo kwizigulana.

I-AMRG ixhasa iphulo i-Food Security Initiative (FSI) kuhlalutywe lwe- biochemical kwizinto eziphawula isondlo kuphando lwe-Community Nutrition Security Project (CNSP). Umlinganiselo weVitamins D njengento ephawula isondlo nempilo uya ubaluleka nangakumbi. Indlela yokuhlalutya inkqubo yemethabholizim kavitamin D kwiimatrix ezahlukeneyo zebhayoloji nazo ziyavavanywa.

Iinkqubo zokufikelelisa iinkonzo kuluntu

IProjekthi yoRhulumente yokutya-Inqanaba lokuqokelelwa kweekukacha kwiindawo ezimbini eWorcester (e-Avianpark naseZweletemba) ukusukela ngoFebruwari ukuya ku-Agasti ka-2011. Amalungu asekuhlaleni angamashumi amathandathu aqeqeshwa kwaye aqeshwa njengabasebenzi basekuhlaleni kwanabasebenzi bokhuselo ngethuba lokwenza umsebenzi ngaphandle kwe-ofisi ekuhlaleni. Izifundo zophando zaye zenziwa ngokubhekiselele kubantu abenza umsebenzi ngaphandle kwe-ofisi ekuhlaleni. Ipowusta yezifundo zophando yaphumaphambili yawongwa ngebhaso lokuqala kwiNkomfa yeNxibelelwano noLuntu yaseYunivesithi yaseStellenbosch ngoSeptemba

Abafundi abenza unyaka wokugqibela kwizifundo zesondlo ukuxhasa iziko lezeMpilo kwiSibhedlele iStikland elinemisebenzi ekhuthaza ezempilo kwanokucebisa izigulana.

Inqanaba lokuqala lweprojekthi lwasungulwa ukuphanda ngokuphonyezwa kwe ncwadana entsha i-Road-to Health Booklet kumaziko ononophelo lwezempilo kuMasipala weMetropoli ne-Overberg. Amaqela asibhozo abafundi abenza unyaka wesithathu kwizifundo zeSondlo zaqulunqa inkqubo yonxibelelwano lwemithetho eyenziwa ngekhompyutha. Baza kuqokelela iinkcukacha ngo-2012 kwaye kwakunikezelwa ngeziphumo kwiNtloko yezeMpilo.

INTsebenziswano

IZizwe zeHlabathi

Abahloli bayahlomla banika izimvo kwiindawo ezohlukeneyo:

- i) Ukunika izimvo ngokuphathelele kuXwebhu lweThenda lukaZwelonke (National Tender Document)(RT9/12)
- ii) Ukunika izimvo ngokuphathelene kuMgaqo Nkqubo weNkonzo yoKutya kuZwelonke.
- iii) Ukuququzelelela ukugqityezelwa kwesazisi (kwe-roadmap) ngendlela yobuchule yesondlo kuzwelonke.

ICandelo laBucala

Intsebenziswano kunye noShishino neSalathiso seLebhu yethu yeGlycaemic.Uvavanyo lwethu lweGI lwenziwa ekutyeni ngokwesicelo esisuka kwaboShishino.

Unxibelelwano olwenziwa yiNICUS kuShishino

1. Ukugqibezela kohlaziyo lwesondlo lweeresiphi zeRestyu yeCol`Cacchio Holdings(Pty) Limited kunye neFood Finder kwakunye nokuhlalutywa kwabanye oovimba beenkcukacha besidlo abakhethekileyo.
2. Iziko leeNkcukacha zeSondlo, kwiYunivesithi yaseStellenbosch (NICUS) , yacelwa ngumbutho iHeart and Stroke Foundation yoMzantsi Afrika ukuqwalasela ngokutsha inkqubo yaboyokukhuthazaubukhoberestyukwanokuseka indlela yokubala izakhi mzimba ezifana nezi, amafutha, isodiyam, ifaybra,nezidlamkisi/ amandla ngokupheleleyo kwakunye neswekile eyongezelelweyo khon`ukuze isidlo sivunywe ngokoPhawu lweNtliziyo (ngokweHeart Mark).
3. IConsol Glass: ukuqwalwaselwa ngokutsha kwedesktop: Isikhokhelo kwakunye nesiphakamiso esingothintelo kwanonyango lwezifo esinxulumene nesondlo, ngakumbi kugxilwe kwinkantsi eyenziwa bubushushu bemoyezulu okanye kwezihlunu.

4. Marcus Linder, Organic Kitchen. Ucebo lwemenyu kulungiselelwa umgodlo wesidlo seentsana kwanabasakhulayo.

Izizwe zeHlabathi

Ngobambiswano neYunivesithi yase-Oslo: Iprojekthi iNOMA (Iphuhlisa ikwanikezela ngobambiswano kwiiNkqubo zeZifundo zeeMasters kwi-“Nutrition, Human Rights and Governance”). YiProjekthi eyenziwe kubanjiswene neYunivesithi yaseStellenbosch, iYunivesithi yase-Oslo (Norway), i-Akershus Yunivesithi Kholeji, iYunivesithi Kholeji (Norway), iMakherere Yunivesithi (Uganda) kunye neKyambogo Yunivesithi (Uganda).

Ukuthabatha inkxaxheba njengelona lungu lungundoqo kwintlanganisano yokumiselwa kwamaphulo eGlobal Consortium on Food Security.

Okuphunyezwe ngempumelelo imalunga nezinto ezenziwayo kuphando neziphumo zophando:

Inani lezinto ezipapashiweyo ezisuka kwicandelo lincwadi zokufunda negalelo elenziweyo kuzo.

Amanqaku eJenali (axhaswe ngemali):	18
Amanqaku eJenali (angaxhaswanga ngemali):	3

Umphecothi omenyelwe ezi jenali zilandelayo:

- *Development Southern Africa*
- *Public Health Nutrition*
- *Current Nutrition & Food Science*
- *South African Journal of Clinical Nutrition*
- *South African Family Practice*
- *South African Journal of Sports Medicine*
- *South African Journal for Research in Sport, Physical Education and Recreation.*

Izidanga zeeMastazi ezigqityiweyo

1. UCilliers K. *The pharmacokinetics and toxicity of antituberculosis agents and other co-administered drugs in children with tuberculosis, with and without HIV infection, and their relationship to nutritional status.* M Nutrition, 2011. 122 pp. Supervisor: Labadarios D. Co-supervisor: Donald PR.
2. Guidozi R. *The efficacy of short-messaging service in a weight reduction programme amongst women in a general practice.* M Nutrition, 2011. 108 pp. Supervisor: Marais D. Co-supervisor: Visser J.
3. Kirsten AP. *The influence of socio-demographic factors on the nutritional intake of overweight and*

obese children in the Stellenbosch area, Western Cape. M Nutrition, 2011. 122 pp. Supervisor: Marais D. Co-supervisor: Schübl C.

4. Lombard L. *Body composition of rheumatoid arthritis patients and their perceptions and practices regarding diet, nutritional supplements and other treatments.* M Nutrition, 2011. 125 pp. Supervisor: Du Plessis LM. Co-supervisor: Visser J.
5. Notelovitz T. *Abnormal eating attitudes and weight loss behaviours of girls attending a “traditional” Jewish high school in Johannesburg: an examination of teachers’ awareness.* M Nutrition, 2011. 107 pp. Supervisor: Visser J. Co-supervisor: Szabo CP, Fredericks N.
6. Oostenhuizen L. *Aspects of the involvement, confidence and knowledge of South African registered dietitians regarding genetics and nutritional genomics.* M Nutrition, 2011. 99 pp. Supervisor: Du Plessis LM. Co-supervisor: Naude C.
7. Schoonees A. *Pycnogenol for the treatment of chronic disorders: a systematic review.* M Nutrition, 2011. 159 pp. Supervisor: Volmink J. Co-supervisor: Visser J.
8. Slegtenhorst S. *Antioxidant intake in paediatric oncology patients.* M Nutrition, 2011. 130 pp. Supervisor: Visser J. Co-supervisor: Meyer R.
9. Stanton M. *Changes in body mass index, dietary intake and physical activity of South African immigrants in Hobart, Australia.* M Nutrition, 2011. 148 pp. Supervisor: Herselman MG. Co-supervisor: Visser J.
10. STEAR GIJ. *Management of food allergies in children in South Africa – determining aspects of the knowledge and practices of dietitians and medical doctors.* M Nutrition, 2011. 196 pp. Supervisor: Labadarios D. Co-Supervisor: Motala C, Potter P.
11. Wasserfall E. *Growth patterns and nutrition-related problems of infants under one year attending Red Cross children’s hospital’s antiretroviral clinic and the knowledge, attitude, beliefs and practices of their caregivers, concerning infant feeding.* M Nutrition, 2011. 268 pp. Supervisor: Du Plessis LM. Co-supervisor: Koornhof HE.

Ukufundisa noqeqesho

Abafundi abangenasidanga

Abafundi abenza ezezidlo unyaka wesine ngama:

Abafundi abenza ezezidlo unyaka wesithathu ngama:	32	Ilungu lekomiti ecebisayo kwiMaties Community Service (2006 to present) LD
Abafundi abenza ezezidlo unyaka wesibini ngama:	27	Ilungu lekomiti yokuthatha abafundi kwicandelo, ukuze kuphucuke uluhlu lwabafundi abakekabi nasidanga besifundo ezingezidlo (2005 to present)
Abafundi abenza ezezidlo unyaka wokuqala ngama:	26	Ilungu lekomiti iGESOG (2009 to present)
Abafundi abachongiweyo		Ilungu lekomiti yeBishop Lavis Rehabilitation Centre management
eBelgium: ba-6 (eSint-Lieven University College 3; kwidyunivesithi iKempen ba-3)		Umongameli wonyula(isekela-mongameli) kunye nawolo ebengumongameli (ngoJanyuwari ukuya kuSeptemba 2011) nomongameli (ukusuka ngoSeptember 2011) weSouth African Society for Parenteral and Enteral Nutrition (SASPEN) Council
eNorway: ba-3 (kwidyunivesithi i-Oslo)		Ilungu leSASPEN Congress Scientific Committee
eGermany: ba-4 (kwidyunivesithi iNiederrhein ye-Applied Sciences 3; kwidyunivesithi iHohenheim m-1)		Umncedisi womhleli we-African Journal of Clinical Nutrition (SAJCN)
Abafundi abasele benesidanga		Ilungu leSAJCN abolawulo nebhodi yokuhlela
M Nutrition (abenza uphando) 7		Ilungu lebhodi yokuhlela ye-Open Nutrition Journal, Current Nutrition & Food Science (2007 to present)
M Nutrition (inendlela eyakhiwa ngayo) 74		Konyulwe isekela Mhleli: weNutrition, Science Direct, USA (2008 to present)
PhD (kwiNutritional Sciences) 9		Ilungu lebhodi yokuhlela leJournal of Renal Nutrition (1999 to present)
Umhlohi, uNkosikazi L Koornhof ufumene iRector's award ngokuqhweka ekufundiseni.		Abantu abanika inkcazelo ngawe (Referees) ngeejenali ezininzi eziphonononga abantanga nye
Izinto ezibalulekileyo eziphunyeziweyo nezinye ezibalulekileyo ezingekhoyo apha Izifundo zokuqala ezi (2)		Ulungu elimenyiweyo leProvincial Technical Working Group: yeentsana nezidlo zabantwana le yikomitana yeengcebiso kwiKomiti yephondo yeSebe leZempilo eququzelela iMpilo yaBantwana
NRF grant: Global Change, Society neSustainability Initiative R4, 1 m (2012-2014) yanikezelwa ngo-2011.		iWestern Cape representative of the South African Sports Medicine Association
linkonzo zamalungu ekomiti		Ilungu lekomiti elawulayo yeSports Nutrition Working Group, ye-Association for Dietetics of South Africa (ADSA)
Ilungu le-Integrated Nutrition Programme (INP) Committee		Ilungu lekomiti ye-Academic Day
Ilungu leqala elisebenzayo working group: Hospital Dietitians (Western Cape Government)		Ilungu lekomiti yeHealth Research Ethics
Ilungu leKomiti iCORE ye-Allied Health Professions kwisibhedlele iTygerberg		Umhlali ngaphambili nelungu lekomiti yeWellness, neFakhalathi yeNzululwazi ngeZempilo
Ilungu leKomiti yeBreastfeeding yesibhedlele iTygerberg		Ilungu leBhodi labaLwuli beFoodBank South Africa
Ilungu leProvincial Food Service Menu Management Task Team		Abalawuli beSouthern Africa Food Lab.
Ilungu leProvincial Ration Scales Task Team		Ulwandlalo-ntetho zocweyo
Ilungu leProvincial NTP policy Task Team		Blaauw R. <i>Probiotics – Helpful or harmful?</i> SASPEN Congress, Diep in die Berg, Pretoria, South Africa, September 2011.
Ilungu leProvincial Technical Working Group: lintsana ezisandula ukuzalwa, lintsana neZondlo zaBantwana Igalelo kwisikhokelo sephondo sabantwana abaneswekile imellitus		Blaauw R. <i>Management of GIT-related complications in the critically ill patient.</i> SASPEN Congress, Diep in die Berg, Pretoria, South Africa, September 2011.
Ilungu le-Interprofessional Learning and Teaching Work Group		
Ilungu leGraduate Attribute Task Team		
Ilungu lekomiti yoququzelelo lwekhopsi yeClinical Supervision (the Clinical Skills Lab)		
Ilungu leNutrition Advisory Committee (NAC)		

Du Plessis LM. *Breastfeeding, the evidence revised*. CPD event: Breede Valley, Department of Health, Worcester, December 2011.

Du Plessis LM. *Breastfeeding, the evidence revised*. CPD event. Mpumalanga Department of Health, Nelspruit, December 2011.

Du Plessis LM. *HPS: platform for a successful 3-ring circus*. Health Promoting Schools Colloquium, Stellenbosch Institute for Advanced Study in South Africa (STIAS), November 2011.

Kinnear S. (Practical demonstration). *Nursing Aspects of TPN*. Stellenbosch University, Division of Human Nutrition, Continuing Nutrition Education (CNE), 2011.

Lategan E. *Nutrition of the Burns Patient*. Pan-African Burns Congress, February 2011.

McLachlan M. *Fostering Innovation for Sustainable Food Security: The Southern Africa Food Lab*. University of Cape Town Conference: The Business of Social and Environmental Innovation, November 2011.

McLachlan M. *Panel presentation: Rethinking how we each do business: Regional and Actor Perspectives – Africa*. The International Food Policy Research Institute (IFPRI) 2020 Conference on Leveraging Agriculture for Nutrition and Health. New Delhi, 12 February 2011.

McLachlan M. *The Southern Africa Food Lab: An experiment in cross-sectoral collaboration*. Food Security and Agriculture Summit, Cape Town, 6 – 7 May 2011.

Meyer N. *Critical Care*. Stellenbosch University, Division of Human Nutrition, CNE, 2011.

Potgieter S. *Body composition and anthropometry of athletes*. South African Sports Medicine Association 14th Biennial International Congress, Sandton Convention Centre, Johannesburg, 18-20 October 2011.

Potgieter S. (Presenter) *GIT Anatomy and Physiology – back to basics*. CNE, Nelspruit 2011; and Stellenbosch University CNE, 2011.

Potgieter S. (Presenter) *Irritable bowel syndrome*. CNE, Nelspruit 2011.

Potgieter S. *The vegetarian athlete*. South African Sports Medicine Association 14th Biennial International Congress, Sandton Convention Centre, Johannesburg, 18-20 October 2011.

Van Niekerk E. *Probiotics in Preterm infants*. SASPEN Congress, Diep in die Berg, Pretoria, South Africa, September 2011.

Van Wyk L. *The practical management of Type 1 Diabetes in Children*. South African Society

of Anaesthesiologists (SASA) and the Diabetes Education Society of South Africa (DESSA) Symposiums, September and October 2011.

Visser J. *Identifying patients at risk of the refeeding syndrome*. SASPEN Nurses Congress, Diep in die Berg, Pretoria, South Africa, September 2011.

Visser J. *Micronutrients in critical illness – why the lack of progress?* SASPEN Congress, Diep in die Berg, Pretoria, September 2011.

Ulwandlalo lwezophando

Blaauw R, Blanckenberg C. *Determination of the nutritional status of surgical ICU patients and identification of relationships thereof with clinical outcomes*. Thirty-third congress of the European Society for Clinical Nutrition and Metabolism (ESPEN), 2-5 September 2011, Gothenburg, Sweden.

Daniels L, Jackson D. *Knowledge, Attitude and Practices of Nursing Staff regarding the Baby Friendly Hospital Initiative in Non Accredited Obstetric Units in Cape Town, 2008*. Oral Presentation at the Faculty of Health Sciences's Annual Academic Day, 17 August 2011.

Koornhof HE, Lombard MJ, Goosen C, McLachlan MH, on behalf of the CNSP Research team. *A Community Nutrition Security research Project in the Breede Valley, Western Cape province, South Africa: Fieldwork, 2011*.

Izicatshulwa

Potgieter S. *The Vegetarian Athlete*. South African Sports Medicine Association 14th Biennial International Congress Proceedings. 18-20 October 2011.

Potgieter S. *Body composition and anthropometry of athletes*. South African Sports Medicine Association 14th Biennial International Congress Proceedings. 18- 20 October 2011.

Blaauw R & Blanckenberg C. *Determination of the nutritional status of surgical ICU patients and identification of relationships thereof with clinical outcomes*. *Clinical Nutrition Supplement* 2011; 6 (Suppl. 1): 211.

Amanqaku ejenali (anenxaso-mali)

1. Blaauw R. *Malabsorption: causes, consequences, diagnosis and treatment*. **South African Journal of Clinical Nutrition** 2011; 24(3): 125-127.
2. Bosman L, Herselman MG, Kruger HS, Labadarios D. *Secondary analysis of anthropometric data from a South African National Food Consumption Survey, using different growth reference standards*. 2011; 15(8): 1372-1380.

3. Carrasco LN, Vearey J, Drimie S. Who cares? HIV related sickness, urban-rural linkages, and the gendered role of care in return migration in South Africa. **Gender and Development** 2011; 19(1): 105-114.
 4. Daniels L, Jackson D. Knowledge, attitudes and practices of nursing staff regarding the Baby-Friendly Hospital Initiative in non-accredited obstetric units in Cape Town. **South African Journal of Clinical Nutrition** 2011; 24(1): 32-38.
 5. Davies H, Visser J, Tomlinson M, Rotherham-Borus MJ, Le Roux I, Gissane C. An investigation into the influence of socioeconomic variables on gestational body mass index in pregnant women living in a peri-urban settlement, South Africa. **Maternal and Child Health Journal** 2011; Sept 6 [E-pub]: 1-10.
 6. Faber M, Witten C, Drimie S. Community-based agricultural interventions in the context of food and nutrition security in South Africa. **South African Journal of Clinical Nutrition** 2011; 24(1): 21-30.
 7. Goeiman H, Labadarios D, Steyn NP. Who is the nutrition workforce in the Western Cape? **South African Journal of Clinical Nutrition** 2011; 24(2): 90-98.
 8. Herselman MG, Du Plessis LM. The importance of access to food intake data. **South African Journal of Clinical Nutrition** 2011; 24(1): 7-8.
 9. Iversen PO, Du Plessis LM, Marais D, Morseth M, Hoisaether EA, Herselman MG. Nutritional health of young children in South Africa over the first 16 years of democracy. **South African Journal of Child Health** 2011; 5(3): 72-75.
 10. Iversen PP, Hoisaether EA, Morseth M, Herselman MG. Diverging opinions of supplementation programmes between mothers of small children and staff at primary health clinics in the Western Cape Province of South Africa. **Public Health Nutrition** 2011; 14(5): 923-930.
 11. Laurence EC, Lombard L, Volmink J. Risk factors for myocardial infarction and stroke in Africa. **SA Heart** 2011; 8(1): 12-23.
 12. McLachlan M, Hamann R. Theme issue on food security. **Development Southern Africa** 2011; 28(4): 429-430.
 13. Naude CE, Bouic P, Senekal M, Kidd M, Ferrett HI, Fein G, Carey PD. Lymphocyte measures in treatment-naive 13-15-year old adolescents with alcohol use disorders. **Alcohol** 2011; 45: 507-514.
 14. Naude CE, Senekal M, Laubscher R, Carey PD, Fein G. Growth and weight status in treatment-naive 12-16 year old adolescents with alcohol use disorders in Cape Town, South Africa. **Nutrition Journal** 2011; 10(87): 1-10.
 15. Potgieter S, Labadarios D, Labuschagne IL. Body composition, dietary intake and supplement use among triathletes residing in the Western Cape. **South African Journal of Sports Medicine** 2011; 23(3): 74-79.
 16. Stevenson C, Blaauw R. Probiotics, with special emphasis on their role in the management of irritable bowel syndrome. **South African Journal of Clinical Nutrition** 2011; 24(2): 63-73.
 17. Van Niekerk E. Probiotics in premature infants: focus on necrotising enterocolitis. **South African Journal of Clinical Nutrition** 2011; 24(3): S35-S37.
 18. Visser J, Blaauw R, Labadarios D. Micronutrient supplementation for critically ill adults: A systematic review and meta-analysis. **Nutrition** 2011; 27: 745-758.
- Amanqaku ejenali (angenankxaso-mali)**
1. Goosen C, Labuschagne IL. New breastfeeding recommendations for HIV-positive mothers. **The Specialist Forum** 2011; February: 62-66.
 2. Lombard MJ, Labuschagne IL, Goosen C. The nutritional value of canned vegetables and fruit within a balanced diet. **Food Review** 2011; 38(2): 24-25.
 3. Schoonees A, Lombard M, Nel ED, Volmink J. Ready-to-use therapeutic food for treating undernutrition in children from 6 months to 5 years of age (Protocol). **The Cochrane Collaboration** 2011; 2: 1.
 4. Crush J, Frayne, B, McLachlan MH. 2011. Rapid Urbanization and the Nutrition Transition in Southern Africa. **AFSUN Urban Food Security Series, No. 7.**
 5. McLachlan M, Tchibindat F. 2011. (Ed). Planning and Financing Nutrition Programmes in ECOWAS. **SCN News. No. 39 Supplement.**

ICANDELO LOKUFUNDISA UMSEBENZI**Icandelo lokuFundisa uMsebenzi****Ms Fatima Peters****IsiShwankathelo**

- Intlanganiso yeForam yeSithandathu yeMetro ye-Occupational Therapy kwezeMpilo yabanjwa ngomhla we-14 ku-Oktobha ka-2011. Umxholo wale ntlanganiso yalo nyaka yeforam yaba yi"Occupation Based Practice: Building on Performance Components and Function". Isithethi esiphambili yaba nguProfesa Elewani Ramugondo osuka e-UCT.
- IForam ye-18 kaZwelonke ye-Occupational Therapy ibiqhubeka kwiPhondo laseLimpopo iqhutywa nguNkosazana F. Peters ongumhlali ngaphambili. IForam kaZwelonke ye-Occupational Therapy idlala indima ebalulekileyo ekulungelelaniseni umsebenzi we-Occupational Therapy kwinkonzo karhulumente kwimigaqo nkqubo ebalulekileyo, izicwangciso kunye nomthetho.
- Icandelo le-Occupational Therapy kwiSibhedlele iTygerberg lihlala lithabatha inxaxheba ekuxhuzuleni imikhala nasekukhokeleni uphuhliso nenkqubela phambili ekuhanjiseni inkonzo ye-Occupational Therapy kwiSithili seMetro ngokuthi liququzelele i-Pediatric Occupational Therapy Interest Group, iPsychiatric Occupation Therapy Interest Group, iWork Assessment Interest Group nePressure Garment Interest Group.
- Iklinihi ejongene nendlela yokuhlalisa abantu kwizitulo zabakhubazekileyo nezinye iindlela zonyango kwabo bangakwaziyo ukuzihambela /seating clinic (yabantu abadala nabantwana) ihlala ikulawulo loluhlu lwabalindileyo kwiSibhedlele iTygerberg. Icandelo lokuFundisa uMsebenzi leSibhedlele iTygerberg libonelela ngeenkqubo zibanzi zokufundisa indlela yokuhlalisa abantu abadala nabantwana kwizitulo zabakhubazekileyo.
- Icandelo i-Occupational Therapy kwiSibhedlele iTygerberg liphinde lancedisa ekuququzeleleni ngempumelelo iTygerberg Burns Society Fun Walk ngomhla wesi-8 ku-Okthobha 2011. Imali eyathi yenziwa kolu hambo yasetyenziswa kwizixhobo ebezifuneka kakhulu kwi-Burns Unit (KwiCandelo eliJongene nabaTshileyo).



- Icandelo le-Occupational Therapy kwiSibhedlele iTygerberg lihlala lancedisa ngokuqwalasela ngokutsha ukuthendarishwa kwezinto ezithile kulungiselelwa ulawulo lwe-orthopaedic (lokulungisa ubulima obenziwe kukugula okanye ingozi emathanjeni). Abanye abasebenzi bathabathe inxaxheba ikakhulu ukugcina uluhlu lwamaxabiso ezibhedlele zonke ezikhulu.
- UNkszn R. Gordon wayenguMhlali ngaphambili oliBambela kwiKomiti ejongene neNguqu yeSibhedlele iTygerberg (Tygerberg Hospitals Transformation Committee) kananjalo wathabatha nenxaxheba kuPhando ngokungabikho kwabasebenzi emsebenzini.
- IYunithi yoVavanyo loMsebenzi kwiSibhedlele iTygerberg iyabandakanyeka kumsebenzi we-Occupational Health nakwiKomiti yoKhuseleko.
- Iklinihi okanye amaqela amatsha e-Occupational Therapy aqale ngo-2011: Iqela i-Diabetes group for adolescents and Diabetes Mellitus Type 1, iKliniki iCP (ngokubambisana neNeurology kunye neSpeech Therapy), elesibini iStiff Hands Group, inkqubo yokulungiselela umsebenzi weeveki ezisibhozo.

Abasebenzi

IZITHUBA (ZESIGXINA)	INANI	EZINABANTU
I-Occupational Therapy: INtloko yeCandelo/ UManejala	1	1
I-Occupational Therapy: UMphathi	4	4
I-Occupational Therapy: AbaNyangi	8	8

IZITHUBA (ZESIGXINA)	INANI	EZINABANTU
I-Occupational Therapy: INkonzo yoLuntu	2	2
UChwephesha we-Occupational Therapy	5	5
Zizonke		20

Umthombo

	INANI
Utyando (Ukunqunyulwa amalungu, ukutsha, izandla, Orthopaedics – lingcali zonyango lokulungisa ukulimala okwenziwe sisifo okanye yingozi emathanjeni, iiplastiki, unyango olungothintelo kwezigulo zabantu abadala, iPressure Garments, Rheumatology, unyango olunxulumene nokudumba kwengalo)	7251
Olwemithambo-luvo kunye neNgcali yemithambo-luvo	1956
Icandelo elijongene nempilo yabantwana	2207
Abagula ngengqondo (Abantu abadala nabantwana) kuqukwa naba ngama-360	1887 + 1385 3272
Uvavanyo lomsebenzi	783
Zizonke	15469
Inani lilonke 2010:	13267

Izimvo ngesiphumo

- Inani eliphezulu ngenxa yokugxila ekufakweni kweenkcukacha, umabhalana ozinikeleyo kunye neenzame ezisuka kubasebenzi abazii-Occupational Therapy.
- Kwanokongezelelwa kwesikhundla esitsha se-Occupational Therapy ekwathi kwaqeshwa kuso ngo-2011.
- Noxa kunjalo, imingeni yaba ngabantu abane abathe bayeka emsebenzini ngo-2011 kwanabantu abathandathu abatsha, loo nto yathi yashiya ulwamvila olungeluhle kwini lezigulana.
- Ngokunjalo nokuthi gqolo kusenyuka iqondo lezigulana ezingalaliswayo ezithi zinqumamise unyango.

Uphuhliso lwezibonelelo

Ukufunyanwa ko-:

- matshini wombane ukuncedisa ngonyango lwezigulana ezingabantu abadala abaneengxaki zengqondo nomnqonqo.
- uvavanyo olwenziwa kabini olungummiselo kwi-Occupational Therapy yaBantwana: i-Miller

Function and Participation Scales and Behaviour Rating Inventory of Executive Function.

linkqubo zokufikelelisa iinkonzo kuluntu

- Impilo yomntwana: Iqela lenkxaso le-Autism, elokufikelelisa iinkonzo eluntwini kwanelokuxhasa ootitshala: kwanemithamboyeliso kwaneenkqubo zomsebenzi wezandla, kwanokufikelelisa iinkonzo zokonga eluntwini eMalmesbury, kwanokuxhasa amaqela anabantwana kwanabafikisayo abagula ngengqondo.
- Ukufikelelisa kweenkonzo kwii-Occupation Therapists ezisebenza kwi-MDHS-ii-Occupational Therapists ezisuka kwiSibhedlele iTygerberg zenza ucweyo kwi-“Assessment and Treatment of Neurobehavioural Deficits” (5 Agasti 2011).

Intsebenziswano

kuZwelonke

- IForam ye-Occupation Therapy (ye-OT)
- UMbutho we-Occupation Therapy eMzantsi Afrika (OTASA)

ICandelo laBucala

- ISanlam neTygerberg Burn Society

KwiZizwe zeHlabathi

- IRangoonwala Foundation/IYunivesithi yeNtshona Koloni

Impumelelo yemisebenzi yophando olumalunga neziphumo zophando

- Icandelo le-Occupation Therapy kwiSibhedlele iTygerberg lisingethe uhloho lwesifundo ngokwahlula okulungileyo ngokungalingile kubasebenzi bonke bequmrhu lentlanganisela yamagosa ezempilo kwanabasebenzi be-Occupation Therapy kwiSebe lezeMpilo kwiSithili seMetro: i-allied health professionals kwiSibhedlele iTygerberg nakubo bonke abasebenzi be-Occupation Therapy: olwalusenziwa nguGqr Sharon Kling. ngomhla wama-22 kuJulayi 2011.
- ICandelo le-Occupation Therapy kwiSibhedlele iTygerberg lasingatha iivekshophu ezimbini ezinesihloko esithi “Making the most of everyday clinical data” zisenzelwa bonke abasebenzi be-Occupation Therapy kwiSebe lezeMpilo, kwiSithili iMetro. Bezisenziwa nguProfesa Lana van Niekerk (bobabini) kunye noGqr Helen Buchanan. ngomhla wama-: 24 kuJuni 2011 nangowama-28 Oktobha 2011.
- Izifundo ezenziwayo kungokunje kwiCandelo le-Occupation Therapy:

(Elana Laminette) Ukukhangela amava oomama lo gama benabantwana abanengxaki esengqondweni (autism) (Elana Laminette) ;

- Ukuba amava abantu abakhe batsha kwiSibhedlele iTygerberg (Rogini Pillay)

- UR Pillay wafunda iphepha kwinkomfa yesine ebizwa ngokuba (yi-4th Pan African Burns Congress) (ukusukela ngomhla wesi-6 ukuya kowe-9 kuFebruwari ka-2011) : "Managing Patient Compliance: Moving away from the medical model".
- Igalelo kwiZifundo zoPhando zooGqirha abaziingcali ekulungiseni ubulima / amakhwiniba emzimbeni okubangelwa sisigulo okanye ngumonakalo emathanjeni, abangaba:

UGq Dr R King: Ukuqhekeka kwengqosha (Kuncediswa ngovavanyo lwe-DASH)

UGqr Thiaart: Ukwaphuka kwesihlahla (Ukuncediswa ukuseka unyango olumiselweyo kwanovavanyo kwizigulana). Ukuqala: ngo-Oktobha 2011.

- UGq Shaheed Soeker osuka kwiYunivesithi yaseNtshona Koloni uye waqhagamshelana neYunithi yoVavanyo loMsebenzi ngo-2011 malunga nokuba abandakanyeke kwithisisi ezingaphezulu kwezidanga zobugqirha. Ezi zifundo zophando zibandakanya ukusekwa yethiyori yemodeli entsha ye-Occupation Therapy. Ngokunjalo iYunithi yoVavanyo loMsebenzi inokuchonga abantu ekufanele bavavanywe kwiyunithi, abanokuba yinxalenye yeprojekhthi yengqesho enikwa inkxaso eyasungulwa nguGq Soeker. Abalishumi kwabo bantu babuyele engqeshweni. Banikwa inkxaso emisebenzini yabo yi-Occupation Therapist ephantsi kweYunivesithi.
- Iyunithi yamkele isicelo ku-Gq Du Toit (KwiCandelo leRheumatology, kwiSibhedlele; iTygerberg) ukuba abe nenxaxheba.
- Kuphando lonyango olwenziwa kwizigulana ezichongiweyo ezisebenzayo. IYunithi yoVavanyo loMsebenzi iza kunceda ekuvavanyeni utshintsho ukuba izigulana ezisebenzayo ziqhuba njani, wenze iziphakamiso kwanokuhlomhl.

Ukufundisa noQeqesho

- Ukufundisa noqeqesho lwabafundi bezidanga zokuqala ze-occupational Therapy abasuka kwiYunivesithi yaseNtshona Koloni neyaseStellenbosch.
- Abafundi abasuka kwamanye amaziko akwalapha ekhaya (IYunivesithi yaseKapa, yasePretoria) kwanezisuka kwiiYunivesithi zangaphandle (eGermany).
- IBhodi yeeMviwo zaBafundi abasuka kwaManye aMazwe (HPCSA)-I-Occupational Therapy yaseZimbabwe.

ICANDELO LOKOLULA AMATHAMBO

Icandelo Lokolula Amathambo

Ms Anne-Marie Swart

Ingxelo emfutshane ye-“package of care” eyenziwe zifiziyotheaphi e-TBH:

IsiShwankathelo

Injongo yalo msebenzi wefiziyotheaphi kukunika inkonzo epheleleyo yonyango enyangayo, ethintelayo, ezobuyisela kwimo yesiqhelo/ezokuchachisa nokukhuthaza iinkqubo zempilo kwicandelo lezokuphefumla, inuroloji nezonyango lwamathambo. Iinkqubo zeFiziyotheaphi azikwazi ukubekwa ngokulula ngokwe-1°, 2° okanye 3°-zonke izigulane zifuna ukuvavanywa zize zilawule ngokweemfuno zazo. Iziphumo ezo zisekeke kwizibonelelo/abasebenzi abakhoyo kwisicwangciso sonyango njengoko kuchaziwe ngokwemo engu-1°, 2° okanye 3°

Iinkonzozonyango ezenziwaleSetyenaleFiziyotheaphi lase-TBH:

- Izigulane ezilalisiweyo kuzo zonke iiwadi zaseTBH (ngaphandle kwecandelo naweewadi zase-KDH)
- Amaxesha angonelanga kunye nemisebenzi eyenziwa ngeempelaveki
- Inkonzo yezigulane ezingalaliswayo ezihlala kwindawo encedisana ne-TBH.
- Ukuxilongwa kwezigulane ezingalaliswayo kwiimeko ezinzima zezigulane ezivela kwezinye iiklinikhi
- Ukubeka iliso kwizigulane ezingalaliswayo ezibonwa ngokweenkqubo ezikhethiweyo. umz. Ukulungiswa kwegxalaba.
- Iiklinikhi zezigulane ezizodwa: iiklinikhi ejongene nezandla, i-CF (Cranofacial- ingxaki esebusweni), i-HIE (Hypoxic Ischaemic Encephalopathy).

Icandelo leFiziyotheaphi lase-TBH libandakanyeka ekufundeni naseluqeqeshweni, abafundi kunye neenkqubo ezahlukeneyo zoluntu.

Okuphunyeziweyo

- Ukumisela izinto ezitshintshiweyo zeqonga – inani elinyukileyo labafundi abangekathweswa zidanga befiziyotheaphi abathathiweyo.
- Ivekhi yokuQatshelwa kweFiziyotheaphi yeSizwe yayiqhutywe ngendlela enomahluko ngo-2011



kwaye yayibandakanya ukwenziwa kweeklasi zokwenza imithambo zisenzelwa abasebenzi baseTHB ababengalwazi ukubakhona. Nakuba kunjalo abathathi nxaxheba abambalwa baye bafikelelwa, laza ifuthe lasebenza kakuhle ngaphezu kwezifundo zoonophelo zodwa.

Abasebenzi

IZIKHUNDLA (ZESIGXINA)	INANI	EZINABANTU
Umlawuli oncedisayo	1	1
Ingcali yefiziyotheaphi eyintloko	4 and 5/8	4 and 5/8
Ilfizoyitheraphi eziphezulu	13	13
Ifiziyotheaphi yeenkonzo zoluntu	1	1

Ulwakhiwo lwabasebenzi 2011 – izinto ezatshintshayo:

- I-Ova: imali engange R 70 000 yandiswa yaya kuma kwi-R 182 534 emva kokunika into exhasayo
- Izinto ezisetyenziswayo: R 46 000 eyayisisabelo
- Izixhobo ezikhoyo: R 58 000 eyamkelwayo
- Izixhobo ezikhulu: akukho mali eyayiza kusebenza yaye yavunywa
- I-MADAC (Mobility Assistive Devices Advisory Committee) yavunywa imali eyayiza kusebenza kwizixhobo ezingekho kwithenda ezazixabisa ama-R 29 600 eyayivela kwa-MADAC yaza yongezwa.

Umthombo ngesiphumo

UJanuwari kuDisemba kumanani-nkcazo ango-2011 ezigulane ezingama-44 045 ezazincodwe ngabasebenzi nabafundi becandelo leFiziyotheraphi laseTBH – kunye nabanye ababekho abangama- 2 377 kwimisebenzi yangempela-veki.

Ababekhona benkalo nganye yonyango:

Izigulane zoTyando	19 290
Abanqunyulwe amalungu eOPD	36
Izigulane ze-Orthopaedics	6 359
I-Orthopaedic OPD (Kuqukwa ezeZandla)	2 250
Izigulane ezingalaliswayo ze-General Medicine Inpatients	7 351
I-Adult Neurology OPD	326
i-Respiratory OPD	2
Izigulane ezingaBantwana	5 452
i-Paediatric Neurology OPD (kuqukwa neCF & HIE)	286

Izimvo:

Landa inani lababekho ngo-2011 xa kuthelakiswa no-2010 (39 450)

Ukwanda kwabantu ababekho kwenziwa lutshintsho ngaphakathi nangaphandle kweSibhedlele iTygerberg kwenza ukuba icandelo lefiziyotheraphi kufuneka lisebenze ngamandla:

- Ngenxa yokuphunyezwa kweewadi ezi-3 zenqanaba 2 nele-3 lezonyango, kukho ukwanda okuphawulekayo kwizigulane ezithunyelwa kwifiziyotheraphi neemeko ezinzima ezifuna unyango.
- Iiklinikhi ze-OPD zineqela lezigulane ezisuka kwiindawo ezikufutshane eziye zithathwe kwiZiko lezeMpilo loLuntu elikufutshane ngenxa yokungabikho kwezikhundla zefiziyotheraphi kwiindawo zoluntu. ezona ndawo zichaphazeleka kakhulu zezi: Belhar, Kuils River, Durbanville, Ravensmead, Mfuleni and Blackheath.

Ezinye zezinto ezixhalabisayo:

- Kukho ukungangqinelani okubonakalayo phakathi kumananinkcazo e-Clinicom kunye namanani-nkcazo ecandelo elijongene neengxaki zezandla.
- Umsebenzi omkhulu, ukukhululwa kwabantu ababethunyelwe ngemizuzu yokugqibela ngenxa

yeemfuno ezimandla zeebhedi kwanza kwakho imfuneka emmadla kwiinkonzo zefiziyotheraphi.

- Ukuphazamiseka kuziso/ ukubakho kwezixhobo zokunceda ekuhambiseni izigulane kwabangela ulibaziseko ekuzisweni kwenkonzo
- Increasing MDR & XDR TB exposure Ukwandisa kwe-MDR&XDR TB
- Indima yeFiziyotheraphi neNursing ngokubhekiselele ekuthwaleni uxanduva ngendlela yokudibanisa izigulane ezisoloko zingaqondi
- Ukulahleka kwezixhobo ngenxa yobusela – i-OPD zamathambo ekwafuneka kusetyenzwe ngaphandle kwe- PACS RIC PC isithuba seenyanga ezili-10 emva kokuba zibiwe ngexesha lomsebenzi.
- Ukukhomishinwa kweebhedi ezintsha ezingama-75 ngo-2012 kuya kuba negalelo kwiinkonzo zefiziyotheraphi ebezingazinzanga ngenxa yokwengezwa kwabasebenzi.

Uphuhliso lwezibonelelo

EzeCandelo:

- Ukufunwa kwezixhobo:
 - Izinto ezikuluhlu lwezicelo zezixhobo ezikhoyo – ezazixabisa ama-R 58 000
 - 2 iifreyim zokuma kunye nezinto zokunceda ekuhambeni ngenjongo yokuchachisa azi-3 - ukusuka kwimali eyandisiweyo ye-MADAC
- Ukuhlaziywa kweli candelo kwahlehliswa ngenxa yezinye iiprojekthi zaseTBH ngenxa yemfuneko emmandla.

Intsebenziswano

Icandelo labucala

- Oku kuvunyelwene ngako neSibhedlele seTygerberg ukuba kwenziwe kunye neengcali zefiziyotheraphi zecandelo labucala ezinika iinkonzo zonyango kwicandelo labucala kwawadi D4.

Ukufundisa noqeqesho:

- Eli candelo lamkela abafundi abangekabinazidanga kwanabo sele benazo abasuka kuMacandelo eFiziyotheraphi ase-UWC nawase-US.
- Abafundi abavela kwiiyunivesithi zoMzantsi Afrika bayamkelwa nabo ngokokumkelwa kwabo ngokokhetho.

UKWAMKELWA KABAFUNDI 2011	
IYUNIVESITHI	INANI LABAFUNDI
SU III	35
SU IV	63
SU OMT MSc	0 abacelayo
UWC II	48
UWC III	19
UWC IV	34
Abamkelwa ngokokhetho	2

Ngama-58 lilonke inani labafundi abangekathweswa zidanga befiziyotheraphi baye babhale iimvavanyo zokugqibela e-TBH kwisithuba seeveki ezi-3 – abasebenzi befiziyotheraphi babekho kukhetho lwezigulane beza kubhala iimvavanyo kananjalo namalungiselelo ahlanganisiweyo alandelayo.

- Eli candelo ladityaniswa ngokutyelela kwabafundi beFiziyotheraphi base-UCT kwiCandelo laBatshileyo. Uqeqesho lwenziwa ngabafundi be-MB CHB abakunyaka wokugqibela malunga ne- Orthopaedic Physiotherapy njengenxalenye ye-Orthopaedic Clinical Rotation e-TBH.
- Kwenziwa inkqubo eyathatha iintsuku ezi-2 zikawonkewonke apho abafundi ababenomdla ekufundeni iFiziyotheraphi
- Isifundo nokuboniswa kwe-Kinetic saye safundiswa kubafundi beRediyografi base-CPUT

Uphuhliso lwezabasebenzi:

- linkqubo zemfundo zeCandelo leFiziyotheraphi laSibhedlele saseTygerberg - ababhalisayo:
 - 1 X abasele bethweswe izidanga (i-M Phil kwi-Health Sciences Education)
 - 1 X abangekathweswa zidanga (B Com Law)
- Inani lezifundo/iikhosi ebayayo kuzo abasebenzi:

	INANI ELIBEKIWEYO	AMAGOSA AQEQESHWAYO
linkqubo zobungcali ezithile zeCPD ezibonelelwa yiTBH HRD	12	12
linkqubo ezinxulumene neCPD ezibonelelwa yiSU	1	3
likhosi zePGWC	5	11

	INANI ELIBEKIWEYO	AMAGOSA AQEQESHWAYO
Ezinye iikhosi zeHRD / ze-ICAS	3	7
Ezinye iikhosi zeTBH	3	4

Okuphunyaziweyo

- ICandelo leFiziyotheraphi elancedwa liCandelo leHuman Nutrition kumsebenzi omshangokwenza igalelo kwizigulane ezazimana ukuza kwindibano yamaqela okuhlisa umzimba eDietetics and Dietetics Weight Loss.
- Uhlolo kwi-Occupational Health & Safety Risk Assessments kwenziwa kwiinkalo ezahlukeneyo zaseTBH ukunceda abo bane-IOD (benzakele emsebenzini) kunye nolunye uphando.
- Ulwandlalo zingcombolo kwiikomiti/iiportifolio ezingekho kwiCandelo leFiziyotheraphi:
 - IKomiti ye-Occupational Health & Safety
 - IKomiti yeNguqu
 - IKomiti ye-Mobility Assistive Devices
 - IKomiti ye-Clinicom
 - I-PACS RIS (Digital Imaging of X-rays & CT scans)
- Ukuthatha inxaxheba kumaphulo ase-TBH: TBH Open Day & Staff Wellness Day
- ICandelo leFiziyotheraphi lenza inkqubo yezeMpilo yaBasebenzi beli candelo ukukhuthaza indlela eyiyo yokuphila
- I-Occupation Specific Dispensation yamiselwa emva kokulibaziseka amaxesha amaninzi

ICANDELO LOKUFUNDISA UKUTHETHA NE-ODIYOLOJI

Icandelo lokufundisa ukuthetha no-odiyoloji

Ms H Elliott

IsiShwankathelo

Ukuhlolwa nokulawulwa kwemeko yabantu abadala nabantwana abanengxaki yokuthetha, ukuginya nokuva.

Indawo ezifuna ingqwalasela ziquka:

Abantu abadala kunye nabantwana abaneengxaki yokuginya, nengxaki yokuthetha, iindlela zokuphucula iingxaki zelizwi nokuthetha ebantwaneni (abaqala ku-0 ukuya kwiminyaka emi-6), ukunyanga amaqhuma entloko nasentanyeni, lingxaki zokungakwazi ukuthetha into evakalayo, Ukungakwazi ukubiza amagama athile (abangakwaziyo ukufunda), ingxaki yokuvuleka kwemilebe nenkalakahla, ukuphanda nzulu ngeengxaki zelizwi, uvavanyo lokujonga ukuva nokungeva kwabantu abadala nabantwana (kuquka iintsana esisanda kuzalwa), abantu abadala nabantwana bancedwa ukuba beve ngokuthi benziwe utyando lokufakela icochlear.

Abasebenzi

POSTS (FULL-TIME)	INANI	EZINABANTU
Umlawuli oncedisayo	1	1
Ingcali yezonyango eyiNtloko yonyango ngokuthetha neyiNtloko yezokuVa	1	1
Ingcali ePhezulu yezoNyango nePhezulu yezokuVa	4	3
Inkonzo yoluntu – ingcali yezonyango ngokuthetha	2	2
Senior Audiologist	3	3
Community- service	1	1

IZITHUBA (IISESHINI – IYURE NGEVEKI)	INANI
5/8 (iingcali zokuva)	1
Ama-30 eeyure (Ingcali yokuva)	1



Izithuba (Zesigxina) Ezinabantu

IZIGULANE EZINGALALISWAYO EZABONWAYO	INANI
Audiology	7 083
Icandelo lonyango kwiingxaki zokuthetha	2 831
UNYANGO LWEZIGULANE EZILAL-ISIWEYO	INANI
Icandelo lonyango kwiingxaki zokungeva	933
Icandelo lonyango kwiingxaki zokuthetha	1 565
ZIZONKE	
Icandelo lonyango kwiingxaki zokungeva	8 016
Icandelo lonyango kwiingxaki zokuthetha	4 396

380 izixhobo zokuncedisa ukuva ezakhutshwa ngurhulumente

8 ufakelo lwekhokliya ngokubonelelwa ngurhulumente

Izimvo ngesiphumo

Ukwanda kwenani lezigulane ezilaliswayo ezinyangelwa ingxaki yokuthetha kwafumaniseka ukuba kufuneka zenziwe ngenxa yokunyuka kwenkqubo zokuxhobisa abantu ngolwazi malunga neenkonzo zonyango ngokuthetha kwalapha esibhedlele, kwaye ezi nkqubo zibandakanya isikakhulu ukuthungelana kwemithambo-luvo neengxaki zokuginya, kunye nengxaki ekutyiseni iintsana. Amanani-nkcazo ezigulane ngo-2011 anda ukusuka ngo-2010, ngaphandle kwamanani angatshintshiyo abasebenzi.

Uphuhliso lweSibonelelo

Isebe lethu lafuna isixhobo sokuva esibizwa ngokuba yi-Hearing Aid Verification System esenza ukuba ukufakwa kwesixhobo esisisincedi-kuva sisebenze ngokwenjongo esenzelwe yona nangendlela efanelekileyo ebantwanani ekudla ngokuba 'basokolise xa kusenziwa iimvavanyo.'

linkqubo zokufikelelisa iinkonzo eluntwini

1. Iingcali ezintathu zonyango ngokuthetha zaye zathunyelwa kwinkqubo yoqeqesho yabanonopheli-mpilo e-St Joseph's Home ukuze kulungiselelwe ungenelelo kamsinya ngokwenziwa konxibelelwano kubantu abanezigulo ezingapheliyo, izigulane ezingabantwana ezikweli ziko-mpilo.
2. Isebe lethu likuxhasile ukwenziwa kwecandelo loNyango kwingxaki yikuThetha nokuVa kwiSibhedlele seSithili saseKhayelitsha, njengecandelo le-Odiyoloji kwiSibhedlele sasePaarl. Oku kwakukade kungenzeki kwiinkonzo esele zikho kwisithili nakummandla.
3. Iingcali kweze-odiyoloji siye sanika inkxaso ekunatysweni kwenkonzo ye-ENT kwiSibhedlele sePhondo saseStellenbosch ngokumana ibakho qho ngeveki iiklinikhi ye-odiyoloji.
4. Siyaqhubeka sinika iinkonzo zonyango kwingxaki yokuthetha neyokuva kwiziko-mpilo iCarel du Toit kubantwana abaziZithulu.

Intsebenziswano

Icandelo i-Cochlear Implant Unit inika inkxaso engapheliyo ngenkxaso noqeqesho kwiiklinikhi ezingamasebe ezisebenzangotyando-fakeloKhokliya, masebe lawo aseMonti, eBhayi naseWindhoek.

linkqubo zeMfundo:

ULwandlalo neePowusta:

1. Utyando-fakelo lweKhokliya olwanziwa ngomhla we-14 kuJanuwari 2011 nguLida Muller kwiCandelo le-ENT, kwiSibhedlele iTygerberg.
2. Ukutyanda kufakelwe iKhokliya ebantwanani, okwenziwa kulwandlalo nguLida Muller ngomhla we-3 kuMatshi 2011 kwiqela i-Hi Hope
3. Ukuhlaziywa kweKhokliya efakelweyi okwenziwa kulwandlalo nguLida Muller ngomhla we-16 kuMatshi 2011 phambi kwabasebenzi be-Carel du Toit Centre.
4. Imali efunekayo yokusingatha imicimbi yexesha elide kuTyando-fakelo lweKhokliya, okwenziwa kulwandlalo nguGill Kerr ngomhla wama-26 kuJuni

2011 kwintlanganiso ye-SACIG eStellenbosch ngomhla kuSeptember 2011 kubasebenzi beCarel du Toit Centre.

5. Ukufakelwa kweKhokliya ebantwanani, okwenziwa kulwandlalo nguLida Muller ngomhla we-17 kuJulayi 2011 kwiCandelo laBantwana kwiFaculty of Health Sciences.
6. Ukufakelwa kweKhokliya, isifundo esenziwa nguLida Muller kubafundi beCandelo lokufunda ngeengxaki zokuThetha nokuVa abakunyaka III, oko kusenziwa ngomhla we-18 kuAgasti 2011.
7. Inkqubo elandelwayo xa kuthunyelwa isigulane esifuna utyando-fakelo lwekhokliya, eyondlalwa ngySurn Lombard kubasebenzi be-ENT and Audiology beSibhedlele iEben Donges eVostile.
1. Ukuba luncedo lweQela leNkxaso yeNuroloji kuBantu abadala kwi-Tertiary Hospitala Setting (Candice Randall, Lize Rooi kunye noJamie de Grass). Ulwandlalo olo lwenziwa nguCandice Randall, Lize Rooi noJamie de Grass kwiNkongolo yeSizwe i-SASHLA/ENT ngoNovemba 2011.

UPapasho:

Jenny Perold: Cochlear implants in South Africa. E-Zine, SASLHA, January 2011

Iikhosi ezenziwayo:

- I-candelo i-Cochlear Implant Unit eyayondlalwe kuQeqesho olusiSongezelelo lweeKhosi eziMfutshane kwi-Cochlear Implantation ukusuka kumhla we-7 – 18 kuFebruwari kunye nowe-14 – 17 kuMatshi 2011. Abathathi-nxaxheba bafumana isiqinisekiso sobuchule nolwazi kwiYunivesithi yaseStellenbosch, Icandelo elifundisa ngoNyango lweengxaki zokuThetha nokuVa

lo ekuyiweyo kuzo:

Kwaye kwayiwa kwezi nkongolo neesimpoziam zidweliswe apha ngezantsi:

1. ISimpoziam ye-10 ekuthiwa yi-European Symposium kwi-Paediatric Cochlear Implantation
2. Inkomfa iNdiyeva Audiological and Auditory-Verbal Conference
3. INkongolo iSASHLA/ENT
4. Abasebenzi nabo babeyile kwizifundo zethuba elifutshane zonyaka wonke.

Ukuqhuba kakuhle ezifundweni:

1. UGill Kerr waziqoshelisa izifundo zakhe ze-Masters Degree in Audiology kwiCandelo leSpecch and Audiology Therapy, leYunivesithi yaseStellenbosch. Isihloko sakhe sasisithi: Long-term cost implications for cochlear implant

recipients (imali eza kufuneka kwizigulane kutyando –fakelo khokliya lwexesha elide)

2. Abasebenzi babexakekile befunda besenza iMasters Degree.

UkuFundisa noQeqesho

Bonke abasebenzi babebandakanyeka qho ngeveki ekubekeni iliso kwezonyango kubafundi abangekathweswa zidanga abafundela unyango ngokuthetha nokuva ezisuka kwiYunivesithi yaseStellenbosch neyaseKapa. Okukubandakanyiwe kwiibloko zeenkqubo ze-Elektrofiziyojoli neenkqubo ezilandelayo xa kuhlolwa abantwana; I-UCT Clinical Audiology ifundisa ngeenkqubo ze-Elektrofiziyojoli nokuhlolwa lwabantwana; i-US ifundisa nge-Clinical speech therapy ekungeneleleni kwezi nkqubo, ingxaki yokuthetha ebantwaneni kunye nengxaki yolwimi, ingxaki yokungasebenzi kakuhle kwelizwi nokuthetha kakuhle. Ezi zifundo zilandelayo zaye zenziwa:

3. UJenny Perold wenza ikhosi yabafundi abangekathweswa zidanga nge-Cochlear Implants abakunyaka III kwizifundo ze-Audiology beYunivesithi yaseKapa.
4. UHaley Elliott wenza ikhosi yabafundi abangekathweswa zidanga nge-Cleft lip and Palate kubafundi abafunda unyaka we-II e-UCT.
5. Haley Elliott wenza isemina ye-Laryngectomy rehabilitation kubafundi abenza unyaka IV kwiYunivesithi yaseStellenbosch.
6. UCandice Randall wenza isifundo malunga ne-Feeding and Swallowing Disorders (Ingxaki yokutya nokuginya) kubafundi beYunivesithi yaseStellenbosch ezenza izifundo ze-Occupational Therapy.
7. Izifundo eziqhubekayo ze-Clinical Audiology kubafundi abakunyaka wesi-5 kwabenza ubugqirha kwi-ENT.
8. Bonke abasebenzi babebandakanyeka kuqeqesho olusesikweni nolungekho sikweni kubasebenzi beSibhedlele beSibhedlele iTygerberg.

Okuphunyezwe ngokukodwa

I-Cochlear Implant Unit ibhiyozela ukugqiba amashumi angama-25 ngoNovemba 2011. Lilonke inani lezigulane ezathi zathandwa zafakelwa ikhokliya zingama-432

ICANDELO ELIJONGENE NAMAVOLONTIYA

IiNkonzo zamaVolontiya**Usihlalo: Nksk F MacClune****Amalungu ekomiti****Nksk G Scott** Usekela sihlalo**Nksk L Layman****Nksk R Rogers****Nksk P Oliver****Nksk M Rhooode****Nksk M Arendse****Nksk H Rudman****Nksk M Parker** UMcebisi ngezeMali**Nksk M de Jager** Intloko yeYunithi yoMsebenzi weNtlalontle (osemiselweyo)**Ms Z Vallie** INgcali yezoNyango ngoMsebenzi (ngokwesimemo)**Abasebenzi**

Umntu ongumququzeleli, umamkeli-mali/ umlawuli-mpahla, umlawuli weenkonzo zokutya, abasebenzi basekhitshini, umncedisi omnye wevenkile kwicandelo lamayeza kunye nomncedisi omnye ekiosk kwindawo yokuphuma engu-1, bonke babonelelwa ngeenkonzo zokuNceda ngokuzithandela.

Ngokubanzi

Emva kweminyaka engama-38 i-Voluntary Aid Service e-TBH isaqhuba ngale nkonzo kwizigulane nakubasebenzi. Abasebenza ngokuzithandela basebenza ngokuzinikela nangothando kuso sonke isibhedlele. Abasebenzi becandelo lezolawulo bazinikele kwaye baqinisekisa ngenkonzo efanelekileyo ngaphandle kokungabikho kakuhle kwabasebenzi abangamavolontiya.

Iinkonzo

Abantu abasebenza kwiindawo ezahlukeneyo basebenza iiyure ezingama-6692 zizonke iinkonzo abazenzayo. Xa kuvalwe izikolo abantu abangamavolontiya abangama-35 baye basebenze iiyure ezingama-676. Ezi nkalo zilandelayo zaye zenziwa:

- Abantu abaya kwiwadi kunye nemisebenzi yeewadi
- Iiwadi zabantwana



- Inkonzo zokulungisa iinwele: Izigulane ezili-1035 zenziwa intloko.
- Itroli ethengisa eziwadini, kwiiklinikhi nasemayezeni.
- ICandelo leRediyografi eliseGene Louw Building: inkonzo yokutya nokuhlanjwa kweenwele zezigulane.
- IProjekthi yekrisimesi: zazingama-480 izipho ezazigqithiswe kwiwadi zabantwana kuqokwa be-Onkholoji yaBantwana, izigulane eziseGene Louw Building, kwiwadi zengulo yengqondo kunye neYunithi yaBatshileyo.
- Ivenkile ethengisa izipho/iTuck-shop
- Inkonzo yokutya ekumgangatho osezantsi, iithiyetha kunye nendawo yamayeza; ukutya okufumaneka mahala kumgangatho wesi-6 okunikwa abafundi abenza ubugqirha ngexesha leemviwo.
- Ivenkile ethengisa iyunifom yamanesi kunye nabanye abasebenzi abasePeninsula nakwizithili zamaphandle
- Inkonzo eba ngeMpelaveki: Ivenkilana yezipho ne-tuck-shop.
- Uncediso eCSSD naseKhitshini loBisi.

Ukucutha intswelo

Izicelo zokuncedwa ngemali zezigulane ezineemfuno ezizodwa zifika mihla le. Ukusebenzisana neYunithi yoMsebenzi weNtlalontle, uncedo ngezemali nepasela zokutya ziye ziphiwe izigulane. Ukwangeza kwinqanaba lezigulane ezincedwa ngemali yezithuthi.

iPetty Cash	R24 000.00
liPasela zokutya	R50 000.00
Zizonke	R74 000.00

Iprojekthi ezizodwa

Eminyane iminikelo inikwa isibhedlele:

Icandelo lokuNyango ngoMsebenzi:

Imali yokuhamba neesameji ezenzelwa izigulane ezivavanyelwa umsebenzi	R7 200.00
Isithuthi yonke imihla: I-Transit Lounge nezinye izigulane ezingekho se-ofisini	R1 100.49
I-Ofisi yeGosa eliyiNtloko: Imali yokuqesha ngonmyaka	R12 000.00
I-Ofisi yeGosa eliyiNtloko: Imali yokuqesha ngonmyaka	R6 075.90
ILondri: Inkonzo yokwenza iinwele (iitawuli)	R1 283.40
ITi neesameji enikwa abafundi bezifundo zobugqirha abakunyaka wesi-6	R1 370.00
kwa-D Ground nakwa- D Lower Ground: Izinto zokuhlamba nempahla yokunxiba yangaphantsi yezigulane	R1 546.83
IProjekthi ye-Xmas	R3 238.08
Umatshini wokuhlamba wase-Day Surgery kwa-D5	R2 298.99
I-C2A Blind waiting room	R1 120.00
UMnikelo ngoSuku lokuqaphela amaBhinqa	R1 745.10
I-Curtains zeWod F Ground	R9 861.00
I-Curtains zeWodi D3	R10 367.00
I-Curtains zeWodi C2A	R4 095.00
I-Curtains Ward C2A namagumbi amabini okulinda	R2 180.00
Uphuculo lwamaGumbi okuhlambela nawangasese akwaWodi D6, nekhitshi	R17 500.00
Uphuculo lwee-vertical blind zakwaWodi D6	R19 370.00
IBlayindi ze-Ofisi ze-PALS ekumgangatho osezantsi	R800.00
2 x TV's Ward A8 West	R11 397.00
1 x TV Ward F2	
i-Curtains Ward C3B	R2 175.00

Umnikelo weBhodi yeZiko-mpilo iTygerberg	R30 000.00
i-Refreshments Mamma Clinic	R719.97
Ibhaso eliya koyena mfundi wonyaka uphume phambili we- OT	R500.00
i-Curtains Gine Outpatients 3rd Floor	R393.75
i-Curtains A Ground Conference Room nakwi-ofisi kaNksk Basson	R3 600.00
Imali eyabelwe kwiiProjekthi ezi-2 (ezingahlawulwanga):	
Iprojekthi ye-Janitor yezindlu zangasese kwipaseji A and H naseKhemesti	R23 000.00
Igumbi elisetyenziswa zizigulane ezingalaliswayo ubusuku obunye	R37 000.00
Iyonke imali ehlawulwe kwiiProjekthi eZizodwa	R211 937.51
Iyonke imalo esetyenziswe kwiiProjekthi zeSibhedlele	R285 937.51

Unyuso-ngxowa neminikelo

I-Voluntary Aid Service ixhomekeke kwiminikelo neeprojekthi zonyuso-ngxowa ukunyusa ingxowa. Umgaqo-siseko weVoluntary Aid Service umisela ukuba ama-75% engeniso yonyaka eyi-nett profit eTBH kufuneka isetyenziswe ukuphucula ezempilo, impilontle kunye nokuhlala kwezigulane ngokukhululekileyo.

Isishwankethelo

Umsebenzi okhutshiweyo owenziwa ngamalungu eVoluntary Aid Service wamkeleke kakhulu kwizigulane nabasebenzi. Amavolontiya kunye nemisebenzi yawo ayenza ngothando nangomdla omkhulu kwimpilontle yezigulane.

I-Voluntary Aid Service ibulela kakhulu kwiGosa eliyiNtloko lezoLawulo nabasebenzi balo, iSekela Mlawuli wezoKonga kunye nabasebenzi ngenxa yentsebenziswano nenkxaso yabo eyamkelekileyo abayibonisa kunyaka odlulileyo.

ICANDELO LE-HOSPITAL SCHOOL

ISikolo seSibhedlele iTygerberg**INqununu yeSikolo Susan Potgieter****IsiShwankathelo**

Esi sikolo siza kuya sisomelela ngokomelela. Amanani ethu aya esanda njengoko sisazisa esi sikolo apha esibhedlele kubasebenzi nakwizigulane.

Kubaluleke kakhulu kuye nawuphi na umntwana ukuba abe kwindawo eyaziwayo nokuba sele elele ngandletyana nye. Esi sikolo yindawo elikhuselo kubantwana abanesigulo esingapheliyo.

Abanye babafundi baye baphoswe yinto eninzi 'kwizikolo zabo zesiqhelo ekhaya' kwaye sizama ukuvala loo msantsa.

Esi sikolo siyindawo elikhuselo kubantwana abanezigulo ezingapheliyo, ngokwasekuhlaleni nangokwasemoyeni oku kubalungele abafundi ukuba beze esikolweni bafunde ngokwesiqhelo njengasezikolweni zonke.

Icandelo lethu elibizwa ngokuba kuse-lithuba (icandelo lesikolo samabanga aphakamileyo) lithatha abafundi abasuka kwiYunithi yeziGulo zeNgqondo. Okwangoku sinabafundi abali-16. Asikwazi ukuthatha abangaphezulu kunoko, kwaye asinawo amalungiselelo okwenza oko.



Amanani ezigulane ezalaliswayo kwiwadi nganye 2011 cumulative

WADI	IIBHEDI ZOK-WE-NENE	BEBONKE ABA-MKEL-WAYO	BAGQ-ITHISELWE KWEZINYE IIWADI	UK-WANDA KWABAN-GENISWA ESIB-ESIB-LEDLE	BEBONKE ABA-KHU-LULWAYO	ABA-SWEKAYO	EMINI IZIGU-LANES	ABA-GIQTIS-ELWA KWEZINYE IINDAWO	ABA-BEKWE BODWA	UKWAN-DA KWA-BAKHU-LULWA ESIB-LEDLE	IINTSUKU ZESI-GU-LANE	ISIGU-LANE IINTSUKU	I-AVAREJI LOS	% OCC (U)
A1 Abatshileyo	22	498	154	344	393	78	5	109	476	585	6 578	6 580.5	11.2	81.86%
A1 EloTyando lwabaXhalisayo (ICU)	12	732	687	45	53	48	0	677	101	778	4 022	4 022	5.17	91.73%
A10 i-Metab	14	556	57	499	521	0	32	35	553	588	2 592	2 608	4.44	50.98%
A2 Unyango oluMandla ngoTyando lwezeSifuba	10	949	559	390	570	12	8	383	590	973	5 745	5 749	5.91	157.33%
A2 UTyando lwezeSifuba - ICU	14	389	374	15	38	18	0	350	56	406	1 558	1 558	3.84	30.46%
A3H i-Othophidikhi	31	1 784	195	1 589	1 650	0	29	129	1 679	1 808	9 986	10 000.5	5.53	88.29%
A3W i-Othophidikhi	31	1 041	179	862	859	18	8	179	885	1 064	10 241	10 245	9.63	90.44%
A4E UTyando lwe-Neuro Surg + Thoracic Surg	31	593	363	230	458	34	5	142	497	639	7 389	7 391.5	11.6	65.25%
A4W i-Neuro Surg High Care	18	1 397	866	531	693	36	7	710	736	1 446	7 970	7 973.5	5.51	121.23%
A4W i- Neuro Surg ICU	12	251	214	37	63	61	0	185	124	309	1 198	1 198	3.88	27.32%
A5E i-Respiratory ICU	7	352	275	77	96	91	0	257	187	444	2 291	2 291	5.16	89.57%
A5W i-Internal Meds High Care	13	866	821	45	289	75	2	578	366	944	3 908	3 909	4.14	82.29%
A6 i-Cardiology High Care	16	1 400	550	850	1 011	9	14	385	1 034	1 419	4 366	4 373	3.08	74.80%
A6 i-Cardiology ICU	8	836	324	512	325	49	9	511	383	894	1 961	1 965.5	2.2	67.24%
A7 i-Renal High Care	6	340	44	296	321	9	8	20	338	358	1 777	1 781	4.97	81.24%
A7 i-Renal ICU	4	25	12	13	20	1	0	6	21	27	331	331	12.3	22.65%
A8 i-Internal Medicine	28	1 503	1 481	22	1 358	158	0	129	1 516	1 645	9 497	9 497	5.77	92.82%

WADI	IIBHEDI ZOKWE-NENE	BEBONKE ABA-MKEL-WAYO	BAGQ-ITHISELWE KWEZINYE IIWADI	UK-WANDA KWABAN-GENISWA ESIB-HEDELE	BEBONKE ABA-KHU-LULWAYO	ABA-SWEKAYO	EMINI IZIGU-LANES	ABA-GIQTIS-ELWA KWEZINYE IINDAWO	ABA-BEKWE BODWA	UKWAN-DA KWA-BAKHU-LULWA ESIB-HEDELE	IINTSUKU ZESI-GU-LANE	ISIGU-LANE IINTSUKU	I-AVAREJI LOS	% OCC (U)
A8W i-Dermatology + Neurology	27	688	326	362	614	16	1	79	631	710	6 098	6 098.5	8.59	61.81%
A9 i-Neonatal ICU*	8	372	203	169	85	62	0	277	147	424	2 075	2 075	4.89	70.98%
A9 i-Paediatric ICU*	10	497	326	171	61	47	3	428	111	539	2 163	2 164.5	4.02	59.24%
A9 i-Paediatric Trachea*	10	23	14	9	17	1	1	1	19	20	1 560	1 560.5	78	42.71%
B5E i-Day Surgery	15	2 473	40	2 433	2 356	0	2 131	117	4 487	4 604	73	1 138.5	0.25	20.77%
C1D i-Resus	4	1 098	336	762	227	172	21	869	420	1 289	1 555	1 565.5	1.21	107.11%
C1D i-Trauma + Surgery	23	6 435	1 64	6 271	3 924	98	478	2 515	4 500	7 015	12 575	12 814	1.83	152.47%
C2A i-Labour Ward	19	8 495	1 913	6 582	594	15	130	7 895	739	8 634	8 280	8 345	0.97	120.20%
C2A i-Labour Ward High Care	4	435	368	67	16	2	0	421	18	439	1 275	1 275	2.9	87.23%
D i-Ground – Psychiatry	22	334	217	117	270	0	1	55	271	326	6 225	6 225.5	19.1	77.44%
D1 i-Vascular Surgery	22	1 327	742	585	935	44	14	388	993	1 381	7 522	7 529	5.45	93.66%
D10 i-Internal Medicine	30	1 645	1 619	26	1 434	130	2	197	1 566	1 763	10 003	10 004	5.67	91.26%
D2 i-Abdominal Surgery	31	1 489	816	673	995	37	50	490	1 082	1 572	6 948	6 973	4.44	61.56%
D3 i-Plastic/Reconstructive Surg	25	1 500	308	1 192	1 362	3	34	137	1 399	1 536	5 849	5 866	3.82	64.21%
D4 i-Private + Cardiology	29	1 325	378	947	1 151	27	81	175	1 259	1 434	5 709	5 749.5	4.01	54.26%
D5 i-Abdom + Head/Neck and Breast	31	1 380	794	586	1 038	37	3	344	1 078	1 422	8 693	8 694.5	6.11	76.76%
D6 i-Urology	32	1 278	392	886	1 168	22	9	120	1 199	1 319	8 222	8 226.5	6.24	70.36%
D7 i-Ophthalmology	32	2 842	107	2 735	2 703	1	180	138	2 884	3 022	7 691	7 781	2.57	66.55%
D8 i-Internal Medicine	28	1 438	1 007	431	1 297	95	69	142	1 461	1 603	9 189	9 223.5	5.75	90.15%

WADI	IIBHEDI ZOK-WE-NENE	BEBONKE ABA-MKEL-WAYO	BAGQ-ITHISELWE KWEZINYE IIWADI	UK-WANDA KWABAN-GENISWA ESIB-HEDLELE	BEBONKE ABA-KHU-LULWAYO	ABA-SWEKAYO	EMINI IZIGU-LANES	ABA-GIQTISIS-ELWA KWEZINYE IINDAWO	ABA-BEKWE BODWA	UKWAN-DA KWA-BAKHU-LULWA ESIB-HEDLELE	IINTSUKU ZESI-GU-LANE	ISIGU-LANE IINTSUKU	I-AVAREJI LOS	% OCC (U)
D9 i-Internal Medicine	29	1 668	1 645	23	1 450	142	2	209	1 594	1 803	9 557	9 558	5.3	90.20%
DLG i-Psychiatry (GLG)	20	330	90	240	174	0	0	156	174	330	6 316	6 316	19.1	86.43%
F1 i-Medical Emergency	20	7 790	468	7 322	1 969	249	374	5 823	2 592	8 415	6 937	7 124	0.85	97.48%
F1 i-Medical Emergency High Care	6	1 235	357	878	258	211	8	971	477	1 448	929	933	0.64	42.56%
F2M i-Obstetrics Antenatal	34	3 106	1 518	1 588	1 471	0	50	1 622	1 521	3 143	9 181	9 206	2.93	74.10%
F4 i-Orthopaedics	32	760	159	601	636	10	18	118	664	782	7 380	7 389	9.45	63.19%
FGR i-Gynaecology	24	1 793	562	1 231	1 616	33	43	184	1 692	1 876	6 716	6 737.5	3.59	76.83%
G1 i-Neonatal Medicine	30	1 025	429	596	870	23	16	157	909	1 066	10 648	10 656	10	97.21%
G10 i-Paediatric Medicine	30	1 215	1 003	212	1 054	10	3	158	1 067	1 225	7 726	7 727.5	6.31	70.49%
G2 i-Neonatal Medicine	24	1 845	2	1 843	849	59	61	998	969	1 967	11 656	11 686.5	5.94	133.26%
G3 i-Paediatric Oncology	18	608	111	497	567	8	73	41	648	689	3 821	3 857.5	5.6	58.65%
G4 i-Paediatric Surgery	25	1 725	323	1 402	1 580	2	88	149	1 670	1 819	6 811	6 855	3.77	75.04%
G5 i-Ear, Nose & Throat	19	1 464	206	1 258	1 315	6	52	149	1 373	1 522	5 349	5 375	3.53	77.42%
G6LM i-Paediatric Orthopaedics	25	1 163	55	1 108	1 120	0	47	38	1 167	1 205	7 442	7 465.5	6.2	81.72%
G7 i-Paed Infectious Diseases	23	693	429	264	435	17	12	248	464	712	6 002	6 008	8.44	71.49%
G8 i-Neonatology / KMC	30	834	833	1	754	1	0	80	755	835	8 829	8 829	10.6	80.54%
G9 i-Paed Internal Medicine	30	1 233	357	876	1 067	8	45	168	1 120	1 288	7 691	7 713.5	5.99	70.37%
GG i-Paediatric Emergency	20	4 233	8	4 225	2 993	11	332	1 241	3 336	4 577	4 452	4 618	1.01	63.19%
H1XI- Radiation Oncology	21	774	75	699	757	38	10	24	805	829	5 789	5 794	6.99	75.51%

WADI	IIBHEDI ZOKWE-NENE	BEBONKE ABA-MKEL-WAYO	BAGQ-ITHISELWE KWEZINYE IIWADI	UK-WANDA KWABAN-GENISWA ESIB-HEDLELE	BEBONKE ABA-KHU-LULWAYO	ABA-SWEKAYO	EMINI IZIGU-LANES	ABA-GIQHIS-ELWA KWEZINYE IINDAWO	ABA-BEKWE BODWA	UKWAN-DA KWA-BAKHU-LULWA ESIB-HEDLELE	IINTSUKU ZESI-GU-LANE	ISIGU-LANE IINTSUKU	I-AVAREJI LOS	% OCC (U)
H2X i-Radiation Oncology	26	864	70	794	839	46	6	29	891	920	6 599	6 602	7.18	69.49%
J2M i-Obstetrics Post Natal	29	3 072	2 441	631	2 600	0	15	470	2 615	3 085	7 861	7 868.5	2.55	74.25%
J4 i-Gynaecology	33	2 236	354	1 882	2 056	16	60	184	2 132	2 316	7 243	7 273	3.14	60.32%
J5M i-Obstetrics Post Natal	23	3 926	3 677	249	3 837	0	219	75	4 056	4 131	4 922	5 031.5	1.22	59.87%
J6 i-Orthopaedics	29	932	171	761	728	8	6	206	742	948	8 641	8 644	9.12	81.57%
J7 i-Trauma Surgery	31	1 473	782	691	1 268	29	4	202	1 301	1 503	8 587	8 589	5.71	75.82%
X(Close)-A9 i-Paed/Neonat ICU**	28		144	102	49	36	0	217	85	302	2 104	2 104	6.97	81.68%
Iyonke ingxelo	1,310	94,583	33,494	61,335	61,277	2,469	4,879	33,490	68,625	102,115	372,304	374,744	7	78%

* Ezi Wadi zavulwa ngomhla 1 ku-Epreli 2011 ** Ezi Wadi zavulwa ngomhla wama- 31 kuMatshi 2011

Amaqela ayefumene ezi nkonzo ngo-2010

AMAQELA EENKONZO	ANT (aba- bonwe nje aba-ny- wang- wa)	ATT (aba- bon- wayo baza ban- yang- wa)	CANAPP (eyar- hoxiswayo)	CND (yar- hoxiswa kwanga- loo mini)	DNA (aban- ga- zange beze)	NREC (Akho nkcazo ifumane- kayo)	WLK (abaziz- elayo)
I-Clinical Psychology	4	1 313		69	135	3	3
I-Human Nut/Dietetics	71	5 587	28	30	642	2	
I-Occupational Therapy	294	12 469	184	327	2 612	16	590
I-Physiotherapy	7	30 169	13	6 004	105	1	5
I-Podiatry	1	531		29	410		3
I-Radiotherapy	14	9 620	1	12	17	97	3
I-Social Work	62	20 291	6	40	193	3	1 209
I-Speech	18	4 081	2	516	1 536		254
I-Thy/Audiology		219		11			623
I-Stomatherapy RN	471	84 280	234	7 038	5 650	122	2 690
Ezipheleleyo	942	168560	468	14076	11300	244	5380

Amanani angumlinganiselo wezigulane ezingalaliswanga ezaye zabonwa ngo- 2011

IQELA ELINEEMFUNO EZIZODWA	EZABONWAYO KODWA AZAN- YANGWA	EZABONWAYO	AKHO NK- CAZO	ABAZIZELAYO
Abaneengxaki zezibeleko	184	15 505	2	9 126
abakhulelweyo	191	18 129		26 793
Ababefuna unyango	770	125 336	48	21 761
Abangenabungcali kwi- DoH nganye	278	45 649	1	74 655
Amathambo	361	21 062	1	3 628
Ebantwaneni	110	15 610		12 140
Ezengqondo	19	3 692	1	1 780
Utyando	1 157	62 774	6	26 599
Ezipheleleyo	3 070	30 7757	59	176 482

Amanani-nkcazo eCandelo 2011 – iiklinikhi ezizodwa

	ABAQALAYO	ABALANDELELAYO
i-Burns	310	345
i-Cardio Thoracic Surgery	474	999
i-Cardiology	6 733	19 235
i-Child Psychiatry	265	1 651
i-Clinical Haematology	6	251
i-Dermatology	2 356	9 155
i-Diagnostic Radiology	26 851	89 263
i-Ear Nose and Throat	3119	5 927
i-Ear Nose and Throat Paed	827	1 390
i-Emergency Medicine	3 564	928
i-Endocrinology	541	3 174
i-Gastroenterology	3 079	10 514
i-General Medicine	1 456	5 977
i-General Paediatrics	16	52
i-General Psychiatry	952	2 624
i-General Surgery	1 625	2 314
i-General Surgery Abdominal	28	222
i-Geriatric Medicine	147	609
i-Gynaecological Endocrinology	1 600	2 375
i-Gynaecological Oncology	8 895	10 780
EleziBeleko	917	5 512
Abatyandwa eNtanyeni neBele	719	19 457
Izifo ezisulelayo	27	151
UTyando lweMihlathi nobuso	273	1 715
UNyango lwabadlezana	378	12 249
iNefroloji	1 805	3 195
i-Neurology	905	2 423
i-Neurosurgery	2 030	2 012
i-Nuclear Medicine	9 312	35 801
i-Obstetrics	452	2 243
i-Occupational Health	4 644	16 997
i-Ophthalmology	98	986
i-Orthopaedic Joint Replacement	2 030	9 207
i-Orthopaedic Trauma	895	4 264
i-Orthopaedics	1 213	4 477
i-Orthopaedics Hands	50	677
I-Paed Allergy	148	937
I-Paed Cardiology		1
I-Paed Clinical Haematology	19	160
I-Paed Clinical Immunology	11 185	1 579
I-Paed Emergency Medicine	87	1 123
I-Paed Endocrinology	58	500

	ABAQALAYO	ABALANDELELAYO
I-Paed Gastro-Enterology	85	292
I-Paed Human Genetics	291	1 018
I-Paed Infectious Diseases	81	1 853
I-Paed Medical Oncology	89	1 133
I-Paed Nephrology	464	2 393
I-Paed Neurology	161	1 721
I-Paed Orthopaedics	101	1 319
I-Paed Respiratory Medicine	14	147
I-Paed Rheumatology	691	584
I-Paed Surgery	480	3 989
I-Pharmacy – Repeats Scripts	1 309	3 084
I-Plastic Reconstructive Surgery	2 221	23 984
I-Radiation Oncology	300	111
I-Reproductive Medicine	1 226	4 813
I-Respiratory Medicine	369	3 543
I-Rheumatology	16 741	4 614
I-Trauma	2 652	9 268
I-Urology	883	1 804
I-Vascular	128 247	359 121
Ezipheleleyo	256,494	718,242

2011	BEBONKE ABASEBENZI		BEBONKE ABABEKHO	
AMASEBE ESIBHEDLELE	EZINTSHA	ULANDELELO	EZINTSHA	ULANDELELO
i-Clinical Psychology	190	981	248	1 072
i-Human Nut/Dietetics	228	324	2 531	3 272
i-Occupational Therapy	2 348	6 624	3 792	11 468
i-Physiotherapy	1 920	8 919	6 508	34 625
i-Podiatry	101	426	102	433
i-Radiotherapy	866	11 383	1 197	15 623
i-Social Work	4 464	8 813	8 559	16 444
i-Speech Thy/Audiology	1 363	3 518	1 428	4 778
i-Stoma therapy RN	96	503	157	681
Ziphelele	11 576	41 491	24 522	88 396

	NGAPHEZU KWEMIZUZU ENGAMA-60		EZINGAPHANTSI KWEMIZUZU ENGAMA- 30		EZINGAPHANTSI KWEMIZUZU ENGAMA- 60	
	ISIBHEDLELE	ELIZI-ME- LEYO	ISIBHEDLELE	ELIZI-ME- LEYO	ISIBHEDLELE	ELIZI-ME- LEYO
TBH B1AB Ukulungiswa kweMithambo-luvo	886	123	5	1	80	11
TBH B1CD EzikaXake- ka/uTyando	3 415	1 019	138	28	1 124	229
TBH B1EF EzeNtliziyo	538	69	1	0	25	1
TBH B1GH Adominal/ Paeds/Vas/Mamm	982	89	23	0	249	18
TBH B1IJ I-Shared ENT + Urology	1 055	81	50	2	348	22
TBH B3QR UTyando IwaBantwana/i-Ortho	166	23	15	1	64	9
TBH B3ST EleZibeleko	695	80	10	1	151	12
TBH B3UV ElabaXhalisekileyo/i- Ortho	341	147	171	33	329	56
TBH B3WX i-Orthopae- dics	764	285	42	14	238	72
TBH B3YZ Ophthalmol- ogy	747	86	289	25	898	79
TBH C1AT AbaTshileyo abadala	335	20	167	12	230	25
TBH C2AT I-Obstetrikihi	982	21	71	1	1 496	20
TBH C4B IThiyetha	476	36	160	18	369	26
TBH C5BT UTyando Iwasemini kwizigulane	248	24	676	102	646	66
TBH C6AT i-Urology/ iCystoscopy	196	35	1378	204	594	67
TBH C8DT i-Cardiology Catheter Lab	259	41	312	43	535	74
TBH CGW i-Koeberg Theatre	105	22	53	10	151	21
Iyonke	12 190	2 201	3 561	495	7 527	798

Tygerberg Hospital
Private Bag X3, Francie van Zijl Avenue, Tygerberg, 7505
tel: +27 21 938 4911 fax: +27 21 938 4890
www.westerncape.gov.za

nguqululelo yesiNgesi nesiBhulu ifumaneka ngokwesicelo



**URhulumente
weNtshona Koloni**

EzeMpilo